

2017 | **LEGISLATIVE
REPORT**

Nebraska Department of
ECONOMIC DEVELOPMENT

NEBRASKA
Good Life. Great Opportunity.



ABOUT THE NEBRASKA DEPARTMENT OF ECONOMIC DEVELOPMENT

Since 1967, the Nebraska Department of Economic Development (DED) has been focused on growing and diversifying Nebraska's economic base, bringing new investments, new businesses and new people into the state. Our mission is to provide quality leadership and services that enable Nebraska's communities, businesses and people to succeed in a global economy. We are here, equipped and ready, to assist communities in developing and capitalizing upon economic opportunities.

How to Contact DED:

Nebraska Department of Economic Development
301 Centennial Mall South
Lincoln, NE 68509-4666
(402) 471-3111

Or, visit our website at www.opportunity.nebraska.gov.

ABOUT THIS REPORT

DED administers programs, spearheads initiatives and works as a supporting partner to grow the Nebraska economy, enhance communities and improve the lives of residents statewide. The current report provides details regarding some of DED's key impact programs and outcomes for the 2017 calendar year.

For additional information about DED's mission, programs, initiatives and achievements on behalf of the state of Nebraska, visit www.opportunity.nebraska.gov.



Downtown Kearney.

MESSAGE FROM DIRECTOR DAVE RIPPE



Dear Governor Ricketts, Members of the Nebraska Legislature and Fellow Nebraskans:

I am honored and privileged to present to you the Nebraska Department of Economic Development's (DED) 2017 Legislative Report.

This report catalogues a year of hard work and dedication on behalf of our DED team members and colleagues – all of whom are committed to a shared vision of economic growth, and to providing efficient, effective, customer-focused State Government for the benefit of the people of Nebraska.

Throughout 2017, DED administered and led an array of impactful programs in pursuit of the grow Nebraska vision. These programs have supported our mission to spur business and job growth; promote available, affordable housing opportunities for our state's communities and families; bolster our world-class workforce; forge partnerships for community development; and ultimately enhance the lives of everyday Nebraskans.

Reflecting on the previous year, we wish to express our sincere gratitude for the tremendous support and efforts of our Governor, State Legislature, partner agencies, community leaders and, especially, our fellow Nebraskans, without whom our goals could not be achieved.

The current report summarizes DED's activities across the following key impact programs administered by our agency throughout 2017:


- n The Business Innovation Act
- n The Nebraska Operational Assistance Program
- n The Civic and Community Center Financing Fund
- n The Nebraska Affordable Housing Trust Fund
- n Nebraska's Customized Job Training and Intern Nebraska Programs
- n The Rural Workforce Housing Fund
- n The Nebraska Site and Building Development Fund

Each of these programs plays an important role in promoting economic development and a high quality of life throughout our communities, both urban and rural, and in providing the tools and resources necessary to achieve mutually-beneficial objectives for our state.

As we continue to lead these and other programs on behalf of the people of Nebraska, we truly value and appreciate your feedback, and look forward with excitement to another year of hard work and achievement.

With sincere gratitude,

Dave Rippe
Director



Left to right: DED Director Dave Rippe, Governor Pete Ricketts and Nebraska Department of Agriculture Director Steve Wellman at the Governor's Cup reception ceremony on March 12, 2018. Nebraska received the Governor's Cup for achieving the most capital investment projects per capita in the nation in 2017 – marking the second consecutive year Nebraska received the award.

CONTENTS

Business Innovation Act	8
Nebraska Operational Assistance Program	18
Civic and Convention Center Financing Fund	20
Nebraska Affordable Housing Trust Fund	30
Poised to make an Impact: Rural Workforce Housing Fund.....	32
Customized Job Training	44
Intern Nebraska	48
The Site and Building Development Fund.....	54

NEBRASKA

BUSINESS INNOVATION ACT (BIA)

When businesses thrive, communities flourish. With this in mind, the Nebraska Department of Economic Development (DED) administers programs and forges partnerships statewide to help entrepreneurs and business owners achieve their visions of success. Our goal is to ensure that Nebraska innovators — regardless of their location or socioeconomic status — are equipped with the resources, tools and support they need to launch and grow a successful business.



The (2011) Business Innovation Act (BIA) authorized a series of grants and investment programs that are helping DED achieve its goals. The subprograms administered under the BIA provide financial and technical support to help business owners and entrepreneurs take their products, services and ideas to the next level. In doing so, the BIA is helping to create jobs, promote technology and innovation, and generate improved economic conditions in communities across Nebraska.

BIA Subprograms and Allotments

DED administers a number of subprograms authorized under the BIA; these provide tremendous value in the form of financial and technical assistance for hardworking Nebraska entrepreneurs, innovators and small business owners.

A total of \$6,698,204 was appropriated to the BIA programs for FY 2016-2017, as seen in Table 1.1.



“The Business Innovation Act has been a game changer in terms of fostering a more productive climate for investment and entrepreneurship across Nebraska. The programs authorized under the BIA have increased DED’s capacity to support the growth and development of startups and high-growth businesses, ultimately leading to new jobs, new innovations and new economic opportunities in communities urban and rural.”

Joe Fox
Director, Business Development Division
DED

Table 1.1 BIA Subprogram Allotments, FY 2016-2017

BIA Subprogram	Allotment
Financial Assistance for Microenterprise Technical Assistance	\$500,000
Financial Assistance for Microenterprise Lending Programs	\$500,000
Nebraska Small Business Innovation Research/Small Business Technology Transfer Initiative	\$942,207
Nebraska Innovation Fund Prototype Grant Program	\$1,552,400
Nebraska Academic Research and Development Grant Program	\$578,597
Nebraska Seed Investment (Commercialization) Program	\$2,625,000
Total	\$6,698,204

BIA Specific Program Allotments

The BIA’s five impact programs, and DED’s corresponding FY 2016-2017 allotments, are described in this section.

Note that under the BIA subprograms (with the exception of the Microenterprise Assistance Lending Program and Nebraska SBIR/STTR Program), projects deemed by DED to represent substantial innovations in value-added agriculture are eligible for reduced recipient matching requirements, with the matching requirement for qualified value-added agriculture projects reduced to 25%.

Microenterprise Assistance Lending Program

The Microenterprise Assistance Lending Program helps Nebraska microenterprise businesses — or, businesses having 10 or fewer employees — gear up to become competitive microloan candidates. Through the program, DED competitively awards investment funds to nonprofit organizations with experience providing microloans or technical assistance. In turn, these organizations work side-by-side with successful applicants to develop sound business strategies and secure energizing micro-loans. Deepening its economic impact, this program tar-

Wayne's Mobile Kitchen



La'Wayne Nockai started his small catering business, Wayne's Mobile Kitchen, from his home in Omaha.

With a staff of three, La'Wayne approached the Nebraska Enterprise Fund (NEF) for assistance receiving a microloan. Successful, he soon enrolled in NEF's Business Acumen Training – a five session program designed to help small business owners increase their revenue and profitability.

Today, La'Wayne employs a staff of nine, and is in the process of securing a commercial kitchen to start a restaurant. He says he attributes his 300% growth to the business acceleration training he received with support from BIA technical assistance.



gets businesses in economically distressed areas, with an emphasis on women- and minority-owned businesses. All awards under the Microenterprise Assistance Program are used to assist small businesses in distressed areas. Awards require a 35% match.

Allotments for the Microenterprise Assistance Lending Program during FY 2016-17 totaled \$1,000,000 by way of two sub categories (Tables 1.2 and 1.3); they include:

a. Financial Assistance for Microenterprise Technical Assistance

This subprogram of the Microenterprise Assistance Lending Program helps Nebraska microenterprises access technical assistance to ultimately secure micro-loan investments. Under the program, grants are awarded to qualifying Nebraska non-profit organizations whose primary enterprise is micro-lending. Awarded nonprofits use these funds to pay for operating costs associated with providing technical assistance to microenterprise businesses, e.g., staff time, training costs, travel, etc. Applicant

organizations must demonstrate an ability to reach women- and minority-owned businesses.

DED allotments for Microenterprise Technical Assistance totaled \$500,000 in FY 2016-2017, as shown in Table 1.2. A total of two technical assistance applications were awarded out of two submissions. Recipients included the Center for Rural Affairs and the Nebraska Enterprise Fund.

b. Financial Assistance for Microenterprise Lending Programs


This second subprogram of the Microenterprise Assistance Lending Program allots revolving loan funding to certified nonprofit micro-lending organizations. This funding is in turn used to provide loans to qualifying microenterprises located in economically distressed areas, with the goal of supporting business development, innovation, job creation and the self-sufficiency of low income households.

Table 1.2 Financial Assistance for Microenterprise Technical Assistance, FY 2016-2017 Awards

Award Type	Company	Contract Amount	Location
Technical Assistance	Center for Rural Affairs	\$420,000	Plymouth
Technical Assistance	Nebraska Enterprise Fund	\$80,000	Oakland
Total		\$500,000	

Table 1.3 Financial Assistance for Microenterprise Lending, FY 2016-2017 Awards

Award Type	Company	Contract Amount	Location
Lending	Northeast Economic Development	\$200,000	Norfolk
Lending	Nebraska Enterprise Fund	\$100,000	Oakland
Lending	Rural Investment Corp.	\$200,000	Lyons
Total		\$500,000	



Nebraska Small Business Innovation Research/Small Business Technology Transfer (SBIR/STTR) Grant Program

The Nebraska SBIR/STTR Grant Program offers financial support to help Nebraska's most innovative small businesses apply for the highly-competitive federal SBIR and STTR programs. These federal R&D grant programs are synonymous with innovation, and help small companies with big ideas vie for capital and market share against larger competitors. Successful federal applicants are eligible through DED for matching funds to assist during federal program Phases 1 (product research) and 2 (product development and commercialization).

DED awards up to \$5,000 per business for the "Phase 0" SBIR/STTR application phase. DED can then match up to 65% (max. \$100,000) of federal funds distributed to successful applicants during SBIR/STTR Phases 1 and 2, providing an extra source of support as businesses develop and commercialize their new products and technologies. Eligible applicants include for-profit businesses who meet the qualifications to apply for federal SBIR/STTR funds, and who will conduct at least 51% of the activities proposed under the federal application in the state of Nebraska.

DED awarded all applications received under the Financial Assistance for Microenterprise Lending subcategory during FY 2016-17, for a total of \$500,000, as seen in Table 1.3.

Microenterprise Assistance Lending Program: Performance and Impacts

Technical and financial assistance from the Microenterprise Assistance Lending Program supported 23 businesses in 16 communities across Nebraska during FY 2016-2017. As a result of the program, recipient nonprofit organizations were able to service 2,160 clients, while 10 microenterprise businesses received microloans.

As seen in Table 1.4, DED awarded a total of \$942,207 in SBIR/STTR grants to 20 Nebraska companies during 2016-2017. These companies were located in the communities of Axtell, Grand Island, Hastings, Kearney, Lincoln, North Bend, Omaha, Roca, Venango and Waverly. Total demand for the program was \$957,207 across 23 applications.

Nebraska Small Business Innovation Research/ Small Business Technology Transfer (SBIR/STTR) Grant Program Impacts

DED awards of SBIR/STTR Phase 0 application assistance grants resulted in 10 recipients applying to the federal SBIR/STTR programs. DED also matched 10 Phase 1 or Phase 2 awards. In total, \$942,207 in program assistance resulted in \$3,537,884 leveraged federal funds — nearly a 4:1 leverage ratio.

Nebraska Innovation Fund Prototype Grant Program

The Nebraska Innovation Fund Prototype Grant Program bridges the gap between product concept and creation, helping high-potential Nebraska businesses develop investment-ready prototypes of their original products and services. From breakthroughs in value-added agriculture to bioscience, the program readies Nebraska enterprises to attract private investors and fully scale and commercialize their new innovations. Program-supported prototypes include those stemming from a Nebraska business, or through research and development conducted at a Nebraska public or private college or university.

Table 1.4 Nebraska Small Business Innovation Research/Small Business Technology Transfer Initiative Grant Recipients, 2016-2017

SBIR Award Type	Company	Award	Location
Phase I	Bugeater Labs, Inc.	\$65,000	Lincoln
Phase 0	NG Health Ventures	\$5,000	Lincoln
Phase I	Windcall Manufacturing	\$65,000	Venango
Phase 0	AGXCEL, LLC	\$5,000	Kearney
Phase I	Quo Vadis, LLC	\$100,000	North Bend
Phase 0	Jord Producers, LLC	\$5,000	Lincoln
Phase 0	Myoncore.com, LLC	\$5,000	Grand Island
Phase 0	No Coast Brewing, LLC	\$5,000	Hastings
Phase 0	FutureAssure, LLC	\$5,000	Omaha
Phase I	Prommune, Inc.	\$100,000	Omaha
Phase I	Actorius Pharmaceuticals, LLC	\$100,000	Omaha
Phase II	Goldfinch Solutions, LLC	\$100,000	Lincoln
Phase II	Integrated Global Dimensions, LLC	\$100,000	Lincoln
Phase I	Pacific Engineering, Inc.	\$97,207	Roca
Phase 0	Protransit Nanotherapy	\$5,000	Omaha
Phase 0	C-Pap Easy Clean	\$5,000	Axtell
Phase 0	Verve Biotech	\$5,000	Waverly
Phase 0	Safe Health Solutions	\$5,000	Omaha
Phase II	Esculon, LLC	\$100,000	Omaha
Phase I	NG Health Ventures	\$65,000	Lincoln
Total		\$942,207	

Taqueria Max Expansion Made Possible



With help from the BIA Microenterprise Assistance Program, Norma and Humberto Avalos were able to expand their restaurant, Taqueria Max, in Lexington.



A local favorite for its tacos and other traditional Mexican food, Taqueria had only enough space for four tables. BIA helped the Avalos' develop a business plan and financial projections, allowing them to secure a micro-loan to purchase a new building.

Their new restaurant even has space available to rent for small- to medium-sized gatherings.

Bugeater Labs, Inc. Receives a Federal SBIR Grant



Bugeater Labs, Inc., creators of Bugeater Foods, is on a unique mission: to change our perceptions about a sustainable food source.

Launched in 2015, this startup, working from the University of Nebraska-Lincoln Innovation Campus, is developing healthy, insect-based food products that are as flavorful as they are nutritious.



Strange though it may sound, Bugeater has been quickly winning over the hearts — and taste buds — of the public, while attracting the support of federal researchers, who see the products' potential as an efficient and sustainable food source. In the fall of 2017, Bugeater received a federal SBIR grant for \$100,000 from the U.S. Department of Agriculture, which DED matched at \$65,000 with a Nebraska SBIR grant. Today, Bugeater

is making headlines as they continue to develop and promote their innovative food products.

Program applicants must be Nebraska-based companies involved in non-retail primary businesses. General Prototype Grant funds require a match of 50% of the grant award.

In FY 2016-2017, DED awarded a total of \$1,552,400 in Prototype Grant funding to 32 companies (see Table 1.5). Total demand for the program was \$2,353,400 across 40 applications.

Nebraska Innovation Fund Prototype Grant Program Impacts

DED allotments for the Nebraska Innovation Fund Prototype Grant Program leveraged an additional \$2,050,839 in investment, while helping 32 companies across 10 Nebraska communities develop their innovative products and services.

The Nebraska Academic Research and Development Grant

The Nebraska Academic Research and Development Grant Program offers competitive matching

grants for businesses that engage in R&D activities with a Nebraska college or university. By encouraging Nebraska-based businesses to use Nebraska-based institutions of higher education for their R&D needs, the grant fosters partnerships that result in original, cutting-edge products, ideas and research.

Academic Research and Development Grants are allotted in two phases and amounts. Phase 1 R&D awards are capped at \$100,000. Businesses successful in completing Phase 1 milestones are eligible to apply for Phase 2 funding, which is capped at \$400,000. Academic R&D grant funding must be matched at 100% of the requested grant amount.

In FY 2016-2017, DED awarded a total of \$578,597 in Academic Research and Development funding, as seen in Table 1.6. Total program demand was \$914,945 across 10 applications.

Table 1.5 Nebraska Innovation Fund Prototype Grant Recipients, FY 2016-2017

Company	Award	Location
Signetik	\$60,000	Lincoln
Maikai, LLC	\$50,000	Lincoln
Sikkink Technologies	\$20,000	Firth
SkyVu	\$75,000	Omaha
Gazella Wifi	\$20,000	Omaha
Rocket Mobility	\$50,000	Lincoln
MotoMetrix, Inc.	\$25,000	Omaha
FIIRO, Inc.	\$50,000	Omaha
Ulytic, Inc.	\$26,400	Omaha
Jude Enterprises	\$40,000	North Platte
Laser Elevations	\$50,000	Bellevue
Crop Insurance Solutions	\$60,000	Milford
Dashr, LLC	\$50,000	Lincoln
OpsCompass, LLC	\$74,500	Omaha
Thread, LLC	\$50,000	Omaha
Xuba, LLC	\$50,000	Omaha
NoveTechnologies, LLC	\$75,000	Fort Calhoun
Terrace Ag, LLC	\$39,500	York
Auction Resource, LLC	\$50,000	Omaha
Rentel Software, Inc.	\$50,000	Omaha
Retail Aware, LLC	\$50,000	Omaha
vGolf, LLC	\$35,000	Elkhorn
Rush Market	\$60,000	Omaha
Ag Global	\$75,000	North Platte
Fanlete, LLC	\$40,000	Lincoln
C2 Insights, LLC	\$50,000	Lincoln
Techno FYI, LLC	\$40,000	Omaha
DivviMap, LLC	\$37,000	Omaha
Patch Financial	\$50,000	Eagle
Elliot Equipment	\$50,000	Omaha
Class Intercom	\$50,000	Lincoln
Kiai, Inc.	\$50,000	Lincoln
Total	\$1,552,400	

DASHR



Lincoln-based sports performance testing company – wants to help coaches and trainers quickly and affordably assess and record athletic performance during training events and athletic combines. With the assistance of a prototype grant and help from local manufacturers, Dashr has developed a “laser gate” system to track 10-yard dash, 40-yard dash and pro-agility times; these are recorded and tracked via an online platform. To date, Dashr has received significant traction in the high school and college markets, and is developing new products for future release.



Nebraska Academic Research and Development Grant Program Impacts:

In FY 2016-2017, DED awards for the Academic Research and Development Grant Program leveraged an additional \$475,417 in investments, while supporting research conducted at four Nebraska institutions of higher education.

Nebraska Seed Investment (Commercialization) Program

The Nebraska Seed Investment (Commercialization) Program provides up to \$500,000 in financial assistance to small businesses operating in Nebraska, supporting proof-of-concept or development activities for products, technology transfers and activities that stimulate innovation-driven economic growth.

Eligible uses of Seed Investment Program funds include, but are not limited to:

- n Equipment
- n Employee Wages or Training
- n Leasehold Improvements
- n Working Capital

Table 1.6 Academic Research and Development Grant Recipients, FY 2016-2017

Company	Award	Location
SaniBridge	\$75,000	Denton
Ramaeker Family Farms	\$52,800	Genoa
NG Health Ventures, LLC	\$100,000	Lincoln
IntelliFarm, Inc.	\$100,000	Lincoln
Safe Health Solutions	\$42,243	Omaha
Orthman Energy, LLC	\$80,000	Lexington
Henningsen Foods	\$27,600	Omaha
J Brasch Co., Inc.	\$42,481	Lincoln
Center Ridge Holdings, LLC	\$72,475	Omaha
Total	\$592,599	

The Seed Investment Program is available for non-retail businesses having fewer than 500 employees. In lieu of a grant, companies receive funding through an investment from DED’s non-profit partner, Invest Nebraska. Funds are provided via a standalone convertible note or as part of a minimum-qualified round of equity financing. A 100% funding match is required of awarded businesses.

The Seed Investment Program provided \$2,625,000 in assistance to 13 companies in FY 2016-2017, as seen in Table 1.7. Total program demand was \$9,110,359 across 28 applications.

Nebraska Seed Investment (Commercialization) Program Impacts

Nebraska Seed Investment Program allotments during FY 2016-2017 generated an additional \$47,957,792 in leveraged investments – an 18:1 leverage ratio – while helping 13 business in three Nebraska communities develop and commercialize innovative technologies and products.

Table 1.7 Seed Investment Program Funding Recipients, FY 2016-2017

Company	Investment	Location
LifeLoop, LLC	\$200,000	Omaha
Pixobot (DBA Quantified Ag)	\$150,000	Lincoln
Nobl, Inc.	\$150,000	Lincoln
Orion Bioscience, Inc.	\$100,000	Omaha
Esculon, Inc.	\$250,000	Omaha
Encounter Telehealth, LLC	\$150,000	Omaha
AliveLock Technologies, Inc.	\$250,000	Lincoln
IntelliFarm, Inc.	\$250,000	Lincoln
Drive Spotter, Inc.	\$250,000	Omaha
Ink Labs, Inc.	\$250,000	Lincoln
Sevon, Inc.	\$125,000	Lincoln
Multimechanics, Inc.	\$250,000	Omaha
Prairie Catalytic, LLC	\$250,000	Columbus
Total	\$2,625,000	

Ocuvera



cuvera (NG Health Ventures)

is on a mission to decrease the number of patient injuries occurring in hospitals each year due to falls. The company has developed a predictive system that monitors patients and alerts staff prior to attempted bed exits, allowing time for intervention. With assistance from the Academic R&D program, Ocuvera has been able to work with UNMC researchers on a baseline study to demonstrate the efficacy of their system in local hospitals. Today, the company is making an impact on hospital patient safety.



NEBRASKA OPERATIONAL ASSISTANCE PROGRAM

Established by the (2007) Nebraska Operational Assistance Act, the Operational Assistance Program (OAP) continues to foster entrepreneurship and promote the success of early stage, high-growth business enterprises across Nebraska – creating a climate where businesses can grow and thrive.



Huffman Engineering, Inc.

OAP is designed to enhance the operational readiness and expertise of Nebraska's high-growth businesses, preparing them to become venture-ready to attract and retain energizing private equity, through technical assistance activities such as:

- n Market analysis
- n Executive recruitment
- n Sales and marketing
- n Financial planning
- n Business structure
- n Intellectual property development

Meanwhile, the program fosters a robust framework of venture capital networks across the state, providing a clearinghouse of information to forge connections between entrepreneurs and investors seeking high-growth opportunities.

As specified under provisions of the Operational Assistance Act, DED's non-profit 501(c)(3) partner, Invest Nebraska, developed and carries out the functions of the OAP. Invest Nebraska is a venture development organization that advises and invests in companies and early stage business ideas across the state. Led by successful entrepreneurs, a motto of the organization is to serve the entrepreneurial community while embodying the entrepreneurial spirit of Nebraskans.



“The Operational Assistance Program is an invaluable resource that has helped transform Nebraska’s investment and entrepreneurial climate. A decade ago, Nebraska had a low national ranking in terms of venture capital resources for startup growth. Today, that has completely changed, and Nebraska ranks in the middle and continues to show improvement year after year. We can attribute much of that success directly to the OAP and other entrepreneurial programs at the Nebraska Department of Economic Development that are helping us achieve our goals and support business growth.”

Dan Hoffman
CEO
Invest Nebraska

The organization is governed by an 11-member volunteer board of directors with extensive experience in:

- n Accounting
- n Angel Investing
- n Banking
- n Early-stage entrepreneurial development and investment portfolio management
- n Patent law
- n Private equity
- n Transaction law
- n University research and commercialization
- n Venture capital

Since 2009, Invest Nebraska has contributed more than \$16.3 million to Nebraska startups in the form of loans, convertible debt and equity. As of December 31, 2017, these businesses had received a total of \$73.6 million in co-invested capital. Between 2012 and 2017, the same companies received an additional \$106.3 million in follow-on capital, creating 242 direct jobs with a \$54,300 average annual salary. During this time, businesses received 86 confirmed patents, with 288 projects currently in the patent process.

During the 2017 calendar year, companies receiving technical assistance and capital from Invest Nebraska generated an additional \$37.4 million in leveraged venture capital investments, supporting 30 early-stage businesses.

In 2017, Invest Nebraska's activities under OAP included:

- n Reviewing 86 business plans;
- n Engaging 231 entrepreneurs to discuss business ideas;
- n Providing operational assistance to 141 businesses seeking capital investment opportunities;
- n Providing financial assistance to 24 Nebraska businesses.


Throughout 2017, Invest Nebraska also maintained an online clearinghouse and access point for information about angel investment opportunities in Nebraska, via the “Gust” online platform. Gust is the world's largest equity funding and collaboration platform – connecting 400,000-plus startups in 190 countries with more than 60,000 investment professionals – and is the official collaboration platform for national angel investor federations in 28 countries.

Potential or interested accredited angel investors were able to contact Invest Nebraska throughout 2017 for access to the clearinghouse. These investors were also invited to be members of the “Deal Room.” Within the Deal Room, interested angels could review materials provided by companies of interest, alongside information and insights compiled by Invest Nebraska. Angels were also provided contacts enabling them to seek additional information from target companies or Invest Nebraska staff.

CIVIC AND CONVENTION CENTER FINANCING FUND

(Nebraska Revised Statute 13-2701-13-2710)

At DED, we believe community and economic development go hand-in-hand. CCCFF supports the planning and development of civic, community and recreation centers – such as libraries, gathering spaces, convention centers, town squares and cultural centers. Through CCCFF, communities can cover up to 50% of the costs of impactful community development projects.



CCCFF was originally adopted in 1999 as the Local, Civic, Cultural and Convention Center Financing Act. In 2011, new application criteria with clarified provisions updated the program to its current name. The Nebraska Legislature amended the act in 2013 to make recreation centers eligible, and to allow funding for project-related planning and technical studies. CCCFF is funded through a turn-back of 30% of new state sales tax generated by arenas, and retailers near those arenas, that were built under the Convention Center Facility Financing Assistance Act and Sports Arena Facility Financing Assistance Act, respectively.



Strong statewide participation in the CCCFF program indicates communities' ongoing efforts to grow Nebraska through the development of civic, community and recreation centers. Buildings listed on the National Register of Historic Places intended for conversion, rehab or reuse are also eligible for funding under the program.

Most Nebraska municipalities are eligible for CCCFF funding, and may apply for a grant in competition with other municipalities. Per statute, the cities of Omaha and Lincoln are not eligible. The City of Ralston, and other municipalities that have received funding from the Sports Arena Facility Financial Assistance Act, are also ineligible to apply for CCCFF.

“The CCCFF program has helped make our concept a reality. Its critical support helps ensure that the quality of life of our citizens continues to improve, while making our rural community more marketable and enhancing its long-term viability.”

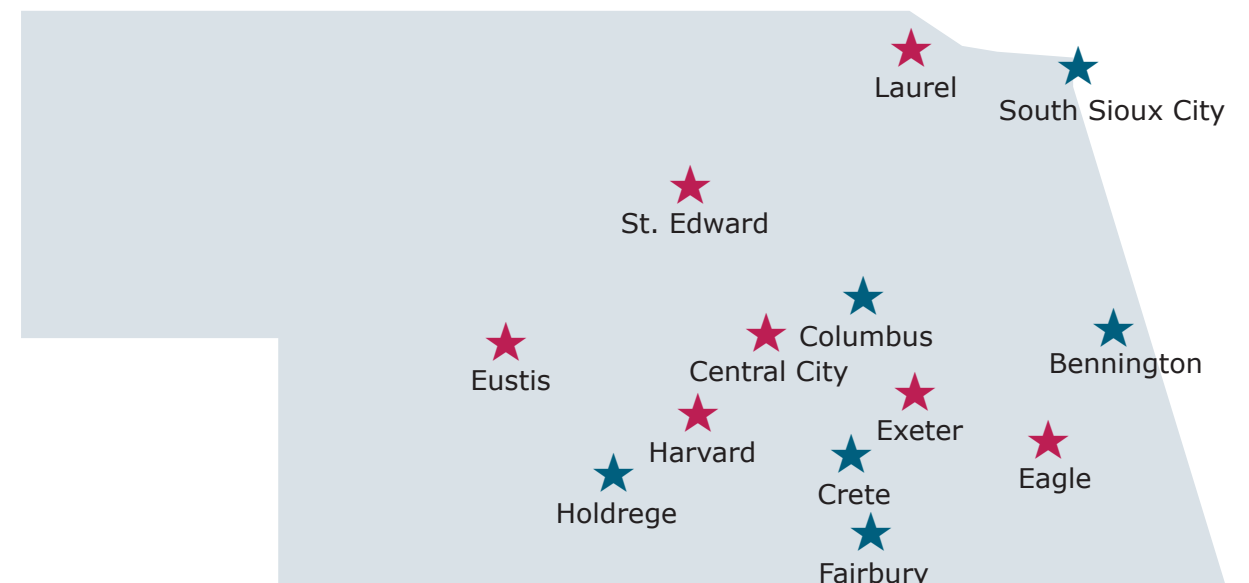
Chris Anderson
City Administrator
Central City, NE

Communities may apply for two grants under the CCCFF program, including:

- n Planning Grants
- n Capital Construction Grants

A municipality may only receive one CCCFF grant under each category of assistance during any two-year period; this often encourages communities

to apply for a planning grant, thereby developing a stronger project for a later capital construction grant. A municipality must own and operate the facility proposed for renovations or expansions. CCCFF monies may account for no more than 50% for each project's total cost.



- ★ Funds received for projects related to the construction, renovation and development of civic, cultural and convention centers
- ★ Funds received for planning projects

In FY 2016-2017, the State of Nebraska issued \$2,316,611 in CCCFF aid.

CCCFF Project Cycles

The CCCFF program operates on an annual cycle. Letters of intent to apply for the 2017 program year were due on April 1, 2017. Applications completed through the online portal FluidReview were due on June 1 and awarded on June 26 — four days prior to the anticipated date published for the 2017 program year. Original contracts are issued for 24 months from the date of notice of award.

In 2017, DED received 35 letters of intent, among which were 27 applications submitted for consideration of award. Prior to committee review, all applications were reviewed by the CCCFF Coordinator to determine project eligibility under the authorizing statute and Title 90 NAC Rules and Regulations. Population size of an applying municipality, as well as the CCCFF balance, determines the maximum available grant amount. All 27 applications met the threshold for review by the committee.

Statewide, communities requested a total of \$6,817,879.60. Based on the total amount of funds available, DED awarded 12 applications at the total

Table 3.1 CCCFF FY 2016-2017 Application Summary

Total amount of grants (aid) applied for under the Act	\$6,754,879.60
Application cycle non-select	\$4,264,879.60
Total amount of awarded aid obligated under contract	\$2,253,611.00

Table 3.2 CCCFF FY 2016-2017: Available Funds

CCCFF FY 2016-2017	
Base Appropriation	\$2,102,222.00
Aid Earmark	\$2,065,000.00
Available for Award FY 2016-2017	
Available Funds	\$2,546,136.86
Pending/Encumbered	\$229,525.00
Total	\$2,316,611.86

requested amount, and one partial award for the remaining balance of available funds. This is the second consecutive year a partial award has been issued due to limited funding availability. The City of South Sioux City received a reduced award amount, amounting to approximately 60.6% of their requested, eligible amount.

The CCCFF committee recognizes the importance of providing aid for planning purposes based on past performance of those projects with completed planning studies. All planning projects were awarded, and the top-scoring capital construction applications were awarded until funds were fully depleted. Highest-scoring applicants were awarded first, followed by remaining applicants.

The Department plans the timing of award cycles to coincide with anticipated sufficient funds available for award, as well as construction season. DED will hold an annual award cycle if the funding balance is sufficient; this includes consideration of any unpaid obligations to previously awarded projects.

Tables 3.1-3.5 display FY 2016-2017 budgetary information for the CCCFF program. Descriptions of projects awards follow.

Table 3.3 CCCFF FY 2016-2017: DED Expenditures

DED Budgeted Expenditures (Last FY Forecasted Expenditures)	
510000 Personal Services	\$13,052.00
520000 Operating Expenses	\$2,281.00
Administrative Budget Total	\$15,333.00
Aid	\$2,554,950.00
Total	\$2,570,283.00
DED Actual Expenditures	
510000 Personal Services	\$20,239.26
520000 Operating Expenses	\$7,147.26
Administrative Budget Total	\$27,386.52
Aid*	\$2,316,611.00
Total	\$2,343,997.52

*See FY 2016-2017 Available Funds for additional information

Table 3.4 CCCFF FY 2016-2017: Revenues

Interest Earned (481100-Investment Income)	\$100,644.69
Cancelled Funds (484500-Reimbursement from Governments)	\$1,750.00
Sales Tax Revenue Generated (493100-Operating Transfers In)	\$3,195,255.81
(493200-Operating Transfers Out)	(\$343,900.00)
Total Receipts FY 2016-2017	\$2,953,770.50

Table 3.5 CCCFF FY 2017-2018 Forecast Expenditures: DED Administrative Expenditures

510000 Personal Services	\$20,239.26
520000 Operating Expenses	\$7,147.26
Forecast Administrative Total	\$27,386.52
Aid	\$2,536,177.00
Forecast Expenditure Total	\$2,563,563.52

FY 2016-2017 CCCFF Awarded Projects: Planning

DED awarded \$63,000 for seven planning projects across Nebraska during the 2017 program year. Projects were awarded based on scoring selection criteria listed in Neb. Rev. Statute 13-2707.01, detailed in Title 90 Rules and Regulations and Application Guidelines. Given the proven value of pre-development planning studies, all eligible planning projects were awarded.

n The City of Central City was awarded \$8,000 to complete a Park Master Plan to evaluate the feasibility of constructing a new mu-

nicipal park in the heart of the city. Based on existing preliminary planning efforts, this new Dark Island Park will include crushed limestone trails; picnic shelters; playground equipment; basketball and volleyball courts; fitness equipment; a skate park; miniature golf; a fountain; a stage; facilities for gaga ball, pickle ball and snookball; and eventually, a splash pad. Central City provided \$8,000 in local matching funds.

n The City of Eagle received \$10,000 to complete a civic center feasibility and planning study. Due to the blighted condition of their

current civic center, the village is proposing to obtain and renovate an existing facility that once served as the headquarters for a local trucking company. Funds will be used to expand upon community surveys, and to complete technical assistance and feasibility studies. This new civic center is anticipated to include a large convention room, smaller meeting rooms and a kitchen. The village earmarked \$10,000 in matching funds through a money market account established for planning new municipal facilities.

- n The Village of Eustis was awarded \$10,000 to conduct a planning study for a community wellness/fitness facility. The proposed wellness center would allow for cardio and weight training activities. The proposed site for the center is located adjacent to Eustis-Farnam Public School, which will operate the facility under contract. The Eustis Community Foundation donated \$10,000 in matching funds to carry out the planning process.
- n The Village of Exeter was awarded \$7,500 for an architectural programming and conceptual design study to determine the physical and spatial needs and cost of the new multi-purpose community center/library. Situated across the street from the existing public library, the need for a new civic center peaked when a drainage issue led to flooding in the basement of the existing facility. In its 2017 municipal budget, Exeter committed \$7,500 in matching funds for this project.
- n The City of Harvard was awarded \$7,500 to conduct an architectural programming and conceptual design planning study for a proposed 5,000± square-foot community center. The facility will enable the city to host both small private functions and large civic events. It is anticipated that the facilities will be equipped with a kitchen, ADA accessible restrooms and conference rooms. Harvard committed \$7,500 in matching funds in its 2017 municipal budget.

- n The City of Laurel was awarded \$10,000 for a planning study for the development of a community-oriented facility. The funds will be used to determine project feasibility and project sustainability through data collection, building site assessment and design concept analysis. At the time of application, commitments from local individuals and businesses amounted to \$14,650, of which the city had secured \$8,200.
- n The City of St. Edward was awarded \$10,000 for an architectural programming and conceptual design study for the development of a community center and gymnasium. It is anticipated that the community center will be equipped with a kitchen, ADA restrooms and conference rooms. St. Edward committed \$10,000 in matching funds in its 2017 municipal budget.

CCCCFF Awarded Projects: Capital Construction

Several Nebraska communities received funding for capital construction projects designed to grow their social, recreational and educational opportunities. A total of \$2,253,611 for six capital construction projects will be utilized for projects related to the construction, renovation and development of civic, cultural and convention centers. The agency awarded projects based on scoring selection criteria listed in Neb. Rev. Statute 13-2707 and detailed in Title 90 Rules and Regulations and Application Guidelines. These awards fully expended the available resources in the fund. One awarded community received less than their requested amount due to limited available funds.

- n The City of Columbus was awarded \$750,000 to construct a \$16.4 million library/cultural arts center. The new facility will allow for improvements and expansions to existing civic programs, as well as the creation of new programs and services. A 300-seat auditorium will support programming and cultural events. New “maker space” will allow community members to learn about technology, programming and coding through hands-on classes and lab time. Also included

are ample meeting and study rooms; an art gallery; separate child, teen and adult spaces; and enough square footage to accommodate the long-term growth of library collections and services. Once complete, the new facility will serve as the downtown anchor and final piece of Columbus’ Quality of Life initiative. At the time of application, the library foundation had secured \$5.6 million in grants and donations for matching funds. A half-cent sales tax was approved in May, 2016, to assist in the project’s completion, with \$8.5 million in city bonds pending voter approval.

- n The City of Fairbury was awarded \$375,000 for a new swimming pool/aquatic center and park improvement project. Built to replace the existing 1953 facility, the new \$5 million aquatic center will be constructed in City Park, and will include zero-depth entry, shade structures, spray features, a water slide and a bathhouse, bringing the facility into compliance with modern health and functionality standards. Other City Park amenities will include soccer fields, a ballfield complex, playground equipment and a community building. In February, 2017, voters approved a \$5 million bond to complete the project. The Pool Steering Committee continues to pursue other grants through the State and private foundations.
- n The City of Bennington was awarded \$375,000 to assist in the \$1.29 million renovation and expansion of Bennington Public Library, carried out by repurposing the old fire station located at the entrance to downtown. The current library space is unable to keep up with Bennington’s rapid population growth. The new building provides larger conference rooms to accommodate library activities, a kitchen area and community events hosting up to 100 people. New off-street parking will provide a safer experience for families. At the time of application, the library had secured \$742,402 in grants and donations for matching funds, while an additional \$68,233 remained unsecured.

- n The City of Holdrege, in partnership with Youth Empowered by Play (YEP), was awarded \$15,000 to help with construction of an all-inclusive playground adjacent to the existing splash park in North Park. With a total budget of \$209,496, this playground will give children with special needs the ability to play freely and interact in a safe environment with their peers. The structure will be walker- and wheelchair-friendly, will adhere to ADA requirements and will be capable of accommodating all children, not just those with special needs. At the time of application, YEP had secured \$141,923 in local grants and donations for matching funds, while an additional \$32,000 remained unsecured.
- n The City of Crete was awarded \$375,000 for the development of a new \$6.12 million civic center and library that also functions as a storm shelter. This will increase the city’s library space by over 7,000-square-feet, making room for a computer area; seating and study rooms; maker space; an AV/DVD collection and sound room; a café; a catering and teaching kitchen; staff offices and operational space; and expanded ADA-accessible restrooms. The facility will meet Crete’s needs for both a community event and meeting space and emergency storm shelter. In November, 2016, the city approved a half-cent sales tax to assist in the project’s completion, from which the city estimates \$3.66 million will be generated. Additionally, nearly a quarter-million-dollars is available from cash assets on hand in the current library budget, as well as another quarter-million in private donations. All told, approximately \$3.91 million in matching funds — or, 68% of the project budget — was secured at the time of application, while several grants and pledges are pending, amounting to \$2.21 million in unsecured funds.
- n The City of South Sioux City was awarded \$363,611 to construct a new multi-purpose facility in Scenic Park; this reduced award amounts to approximately 60.6% of the

requested eligible amount. Constructed in partnership with the Siouxland Tennis Association, the new \$2.76 million recreational facility will allow residents to participate in a variety of indoor activities throughout the year, including soccer and tennis. At the time of application, the city had secured \$1.41 million through the city's general fund and donations for matching funds. Less than \$150,000 remained unsecured, with grant applications pending.

Non-Select CCCFF Projects

In the competitive CCCFF program, the review committee selects projects based on each applicant's potential to create attractions and amenities that could benefit a community's financial and civic vitality. As stated above, each applicant selected by the CCCFF committee during the 2017 program year was awarded its requested amount until available funds were depleted. Total funds requested in 2017 exceeded the funds available for award.

Scoring criteria for all full applications for capital construction projects were based on several factors, including:

- n Retention impact
- n New resident impact
- n Visitor impact
- n Project readiness (including local capacity and matching fund resources)
- n Project planning

The CCCFF committee values innovation, creativity and progressive local leadership in communities' economic development planning. While the projects listed below scored lower than awarded projects in several areas, the committee encourages applicants to continue building public-private partnerships while pursuing planning and capital construction projects. All 14 applicants not selected for funding had shown success in securing at least part of the required matching funds. In most cases, the determining factor was an average to below average score for the three project impact criteria in comparison to higher ranking applications. A low score for project impact criteria is often related to an appli-

cant's inability to clearly define the project in terms of community importance and impact.

Below is a list of applicants not recommended for funding, including committed and/or secured matching funding sources:

- n The Village of Bancroft applied for an \$11,090 grant to renovate their existing community building; \$10,000 in matching funds were secured from village lottery funds. The application narrative lacked detailed descriptions pertinent to the evaluation criteria; most critically, in the areas of new resident impact, visitor impact and project planning. Overall, this was the lowest scoring application.
- n The Village of Bellwood requested a \$152,250 grant to cost-share the renovation and expansion of the village's community center/auditorium. The application indicated matching funds were secured for the full requested amount through private donations, fundraising and keno funds. The application narrative was nearly identical to another 2017 application, and the committee was unable to determine the applicability of the proposed project to the community.
- n The City of Blue Hill applied for a \$250,000 grant to construct a new \$2.64 million swimming pool and aquatic recreation facility. The application's scores for new resident impact and visitor impact were lower than those of awarded projects. At the time of application, commitments from local donors and grants amounted to \$433,500, of which the city had secured \$389,500.
- n The City of Falls City requested a \$65,000 grant to build a splash pad water park at the Dallas Jones Memorial Park. Overall, the application included very minimal details relevant to the evaluation criteria. At the time of application, commitments from local donations and grants amounted to \$99,824 in matching funds, of which the city had secured \$34,824.

- n The City of Fremont requested a \$750,000 grant to renovate the existing city auditorium. The \$3.5 million project's potential impact was not adequately demonstrated. Additionally, the application indicated project construction was planned for July, 2018, whereas many of the selected projects are ready to begin. The city had secured \$750,000 in matching funds through its reserve funds.
- n The City of Genoa applied for \$225,000 to construct a \$1.5 million community wellness and event center on the city-owned Genoa Medical Facilities campus. Genoa scored marginally lower than all awarded projects in all areas, apart from retention impact. At the time of application, private contributions and grants amounted to \$300,000 in matching funds.
- n The City of Gering requested \$375,000 to expand the Gering Civic Center by constructing an additional multi-purpose room, for a total of \$1.14 million in renovations. The application scored average in the areas of new resident impact, readiness and local public support and project planning in comparison to awarded projects. The city had secured \$375,000 in matching funds through their downtown development fund.
- n With \$5,375,000 in matching funds secured for its project through the local food and beverage tax, the City of Grand Island requested \$1,125,000 in CCCFF funds to expand the Veterans Recreation Complex. The application scored marginally lower in all areas in comparison to awarded projects.
- n The Village of Greenwood applied for a \$50,000 grant to renovate their community center/library building. The application scored below average in the areas of retention impact, new resident impact, visitor impact and project planning. At the time of application, the village had secured \$40,000 in local matching funds, and pledged an additional \$10,000 of in-kind services.

- n The Village of Manley requested a \$24,039 grant to install a vertical platform lift in the Manley Community Center, making it accessible to disabled individuals. The application narrative was sparse on specific details addressing the review criteria. Aggregate scores were among the lowest of all applications. At the time of the application, the village had been fundraising for three years, securing \$16,805.
- n The City of Nebraska City requested a \$112,500 grant to replace the current boiler and chiller units in the Morton-James Public Library, which are 20 and 15 years old, respectively. The application scored marginally lower in comparison to awarded projects. At the time of application, the city had applied for \$112,500 in grants to be used as matching funds, of which the city had secured \$30,000.
- n The City of Seward requested a \$375,000 grant to turn a previously unoccupied retail space into a new \$5.19 million Seward County Wellness Center. Overall, the application scored marginally lower than awarded projects. At the time of application, private contributions and grants amounted to \$442,500 in matching funds, of which the city had secured \$315,500.
- n The City of Tekamah requested a \$375,000 grant to cost-share an \$875,000 renovation of the City Auditorium. The application did not provide adequate detail relative to the review criteria. Additionally, the application narrative was nearly identical to another 2017 application, and the committee was unable to determine the project's applicability to the community. As match, the city passed a \$500,000 city bond in November, 2016.
- n The City of Wisner requested a \$375,000 grant for a \$960,000 renovation to the City Auditorium. The application lacked explicit detail relevant to the evaluation criteria, resulting in low scores in the areas of new

resident impact and visitor impact. At the time of application, the city was in pursuit of \$584,474 in grants to provide matching funds, of which it had secured \$50,000.

Calendar Year 2017 CCCFF Program Outline

As discussed in DED's 2016 Legislative Annual Report, the CCCFF pre-application was discontinued to improve and simplify the application process. In 2017, applicants were asked to submit a letter of "intent to apply." Signed by the chief elected official of the applying municipality, the letter of intent serves as an official notice of application for the CCCFF program. To be considered for an award, a community must submit a letter of intent and complete an application through the CCCFF application portal.

An applicant's letter of intent must identify the following:

- n The amount of funds to be requested
- n The identity of the project's local contact
- n The nature of the project (planning or construction)
- n Project details and an estimated budget

The application portal opens for submissions the day letters of intent are due, and closes on the published application due date. Submitted applications undergo an internal eligibility threshold review prior to committee review and scoring. This internal review verifies program eligibility requirements as defined in Neb. Rev. Statute 13-2701 – 13-2710 and detailed in Title 90 Rules and Regulations and Application Guidelines.

The internal review determines eligibility under the following:

- n Project location (Neb. Rev. Statute 13-2701; and 13-2707(3) or 13-2707.01(2))
- n Project ownership (Neb. Rev. Statute 13-2703; Title 90 Section 001.04)
- n Project operation (Title 90 Section 001.04)
- n Use of funds (Neb. Rev. Statute 13-2703 – 13-2704.02)
- n Local match (Neb. Rev. Statute 13-2707(2) or 13-2707.01(1))
- n Request amount does not exceed allowable (Neb. Rev. Statute 13-2705)

Applications are ranked from highest- to lowest-scoring based upon a 10-point scale for each of the criteria as defined in Neb. Rev. Statute 13-2707 (construction) or 13-2707.01 (planning). Planning applications are reviewed and awarded first, followed by construction applications, until available funds are depleted. Recommendations for award are proposed to the DED director for approval. All awarded applicants receive written notice of approval, while all applicants not recommended for an award receive a letter of non-select status, which also serves as a resource for improving the application in future program years.

Bills pending in the 105th Legislature would make adjustments to CCCFF eligibility and grant amounts. Any changes will be incorporated in upcoming program years, as necessary.



FINANCING AFFORDABLE, AVAILABLE HOUSING: THE NEBRASKA AFFORDABLE HOUSING TRUST FUND

Available, affordable housing opportunities create stronger communities and support robust workforce development. Established in 1996 by the Nebraska Affordable Housing Act, the Nebraska Affordable Housing Trust Fund (NAHTF) supports communities across the state in their efforts to increase the quantity and quality of their housing stock.



NAHTF provides financial resources to help local governments, nonprofit organizations and local housing authorities address local housing priorities. With a focus on low-income individuals and families, the program supports an array of housing-related activities including but not limited to owner-occupied and rental construction, rehabilitation and acquisition; technical, operational and capacity-building assistance; infrastructure projects necessary for the development of affordable housing; and project down payment assistance.

Program Year 2017 Information: Allotments and Impacts

As seen in Table 4.1, revenue deposits to the NAHTF for program year 2017 totaled \$10,627,286. Requests for funding totaled \$13,532,228 across 45 applications, with resulting awards of \$8,604,282 to 29 applicants. From this amount, five awards were granted to fund owner-occupied rehabilitation or purchase/rehab/resale projects. Additional awards supported project down payment assistance, new construction, rental rehabilitation and new rental construction. The fund also provided a total of \$280,000 to seven nonprofit



“We appreciate receiving these funds to help sustain our organization. So far this year, we have provided homebuyer education to over 30 first-time, low- to moderate-income homebuyers. We’re very grateful for the NAHTF program, which has helped us make a big difference in the lives of families in Northwestern Nebraska.”

*Rita Horse
Executive Director
High Plains Community Development Corp.*

High Plains Community Development Corp.



High Plains Community Development Corporation (HPCDC)—a nonprofit serving Box Butte, Dawes, Morrill, Sheridan and Sioux Counties — helps individuals, families and communities overcome challenges related to home ownership.

HPCDC participated in the NAHTF Program during calendar year 2017, receiving \$40,000 in technical assistance to support its homebuyer assistance program.



organizations for technical assistance to increase organizational capacity, provide additional programs or expand organizational service areas.

Demonstrating the program’s tremendous value in terms of generating large-scale impacts, NAHTF projects awarded during program year 2017 (detailed below) generated between \$2,000 and

\$2,543,650 in leveraged funds — for a total 2017 leverage impact of \$10,053,284. In all, NAHTF was responsible for the creation of 227 housing units across 13 communities, with an estimated occupancy of 98%. At least 350 jobs were created or supported as a direct result of the program, while an estimated \$38,601,157 in community investments were generated. Projects matched between \$4,000

and \$524,000, for a total match of \$3,575,704.

Table 4.2 provides relevant NAHTF program information for calendar year 2017, including information on applications funded; organization name; project location; funded amount; funds leveraged; housing units created and occupancy rate; expected rent or monthly payment costs; projected new employees; and projected community investments.

Appendix A of the current report provides the same information for all previous NAHTF calendar years.

Table 4.1 Nebraska Affordable Housing Trust Fund, Program Year 2017 Funding and Impacts

NAHTF Deposits	\$10,627,286
Funds Requested	\$13,532,228
Funds Awarded	\$8,604,282
Projects Awarded	29
Investment Leveraged	\$10,053,284
Housing Units Created	227
New Housing Occupancy	98%
Jobs Created	322
Community Investments	\$38,601,157
Matching Funds	\$3,575,704

POISED TO MAKE AN IMPACT

The Rural Workforce Housing Fund

Created in 2017 through the Rural Workforce Housing Investment Act (LB518), the Rural Workforce Housing Fund (RWHF) is set to help Nebraska's rural communities attract and retain a skilled, robust workforce. Administered by DED, RWHF dollars finance regional workforce housing investment funds, which in turn fund workforce housing projects in counties with a population of less than 100,000.

Calendar year 2017 activities for the RWHF were limited to the passage of LB518, the development of program guidelines and the transfer of funds. As such, DED will report on subsequent RWHF program metrics in its 2018 Legislative Report.

"We were grateful for the work of our State Legislators who brought the RWHF program to fruition. Affordable, adequate housing is a frequent discussion point when referring to the workforce challenges and opportunities facing our rural communities. This program addresses that need directly, and in a big way." - DED Director Dave Rippe



Table 4.2 Nebraska Affordable Housing Trust Fund Investments and Impacts, 2017 Calendar Year

Congressional	2016 Applications Awarded	Organization Awarded	Project Location	Project	Type of Project	Amount Awarded	Amount of Match*	Percent of Match	Amount Leveraged*	Percent of Leverage	# Of Units	Occupancy Rate	Expected Monthly	Employment Generated	Community Investment
CD1	17-TFHP-15019	NeighborWorks Northeast	Communities in Madison, Platte, Colfax, Cuming, Pierce, Stanton and Wayne	Purchase/Rehab/Resale w/Down Payment Assistance	Homebuyer	\$600,000	\$70,000	12%	\$1,274,560	212	14	100%	N/A	31.6	\$3,376,124
CD1	17-TFHP-15023	HoChunk Community Development Corp.	Winnebago Indian Reservation, Thurston County	Down Payment Assistance	Homebuyer	\$250,000	\$250,000	100%	\$0	0	20	100%	N/A	8.1	\$868,094
CD1	17-TFHP-18055	NeighborWorks Lincoln, Inc.	City of Lincoln, Lancaster County	Down Payment Assistance w/Rehab	Homebuyer	\$400,000	\$4,000	1%	\$0	0	16	100%	N/A	6.6	\$701,420
CD1	17-TFHP-18056	NeighborWorks Lincoln, Inc.	City of Lincoln, Lancaster County	New Construction with Down Payment Assistance	Homebuyer	\$500,000	\$171,054	34%	\$372,500	75	4	100%	N/A	17.0	\$1,811,807
CD1	17-TFHP-18057	NeighborWorks Lincoln, Inc.	City of Lincoln, Lancaster County Antelope Square	New Construction with Down Payment Assistance	Homebuyer	\$500,000	\$280,000	56%	\$2,543,650	509	7	100%	N/A	54.1	\$5,770,484
CD2	17-TFHP-27042	City of Omaha	City of Omaha, Douglas County Cornerstone East II	New Construction with Down Payment Assistance	Homebuyer	\$500,000	\$434,000	87%	\$240,000	48	4	100%	N/A	19.1	\$2,038,286
CD2	17-TFHP-27073	Habitat for Humanity of Omaha, Inc.	Omaha and Waterloo in Douglas County; Blair in Washington County; and Tekamah in Burt County	New Construction	Homebuyer	\$500,000	\$442,500	89%	\$1,490,021	298	16	100%	N/A	39.6	\$4,223,316

Congressional	2016 Applications Awarded	Organization Awarded	Project Location	Project	Type of Project	Amount Awarded	Amount of Match*	Percent of Match	Amount Leveraged*	Percent of Leverage	# Of Units	Occupancy Rate	Expected Monthly	Employment Generated	Community Investment
CD2	17-TFHP-27075	Habitat for Humanity of Omaha, Inc.	Omaha and Waterloo in Douglas County; Blair in Washington County; and Tekamah in Burt County	Purchase/Rehab/Resale	Homebuyer	\$500,000	\$500,000	100%	\$1,207,015	241	16	100%	N/A	35.9	\$3,831,795
CD3	17-TFHP-31010	Western Nebraska Housing Opportunities	City of Scottsbluff, Scotts Bluff County	Down Payment Assistance with Rehab	Homebuyer	\$400,000	\$50,000	13%	\$50,000	13	5	100%	N/A	8.1	\$868,094
CD3	17-TFHP-32007	Central Nebraska Economic Development	Ainsworth, Broken Bow, Burwell, O'Neill, Stuart, Valentine in Brown, Custer, Garfield, Holt, and Cherry Counties	Down Payment Assistance with Rehab	Homebuyer	\$189,000	\$18,900	10%	\$409,750	217	6	100%	N/A	10.1	\$1,072,357
CD3	17-TFHP-33024	Southwest Nebraska Community Betterment Corp.	Perkins, Hayes, Hitchcock, Dundy, Chase Counties	Down Payment Assistance	Homebuyer	\$184,800	\$20,750	11%	\$4,000	2	8	100%	N/A	3.4	\$363,818
CD3	17-TFHP-33026	Lincoln County Community Development Corp.	City of North Platte, Lincoln County	New Construction with Down Payment Assistance	Homebuyer	\$359,500	\$47,000	13%	\$130,000	36	3	100%	N/A	8.7	\$931,465
CD3	17-TFHP-36017	Blue Valley Community Action	Butler, Fillmore, Gage, Jefferson, Polk, Saline, Seward, Thayer, and York Counties	Down Payment Assistance with Rehab	Homebuyer	\$375,000	\$37,500	10%	\$6,000	2	12	100%	N/A	6.8	\$726,595
CD2	17-TFHO-27016	Omaha-Council Bluffs Metropolitan Area Planning Agency	Valley and Waterloo, Douglas County	Owner Occupied Rehab	Homeowner	\$315,000	\$37,500	12%	\$0	0	10	100%	N/A	5.7	\$612,007

Congressional	2016 Applications Awarded	Organization Awarded	Project Location	Project	Type of Project	Amount Awarded	Amount of Match*	Percent of Match	Amount Leveraged*	Percent of Leverage	# Of Units	Occupancy Rate	Expected Monthly	Employment Generated	Community Investment
CD2	17-TFHO-27074	Habitat for Humanity of Omaha, Inc.	Omaha and Waterloo in Douglas County; Blair in Washington County; and Tekamah in Burt County	Owner Occupied Rehab	Homeowner	\$450,000	\$100,000	22%	\$164,360	37	30	100%	N/A	11.6	\$1,240,264
CD3	17-TFHO-35061	CORE Development, Inc.	Brunswick, Ewing, Chambers, Elgin, Oakdale, Page, Orchard, Royal, Neligh, Clearwater, Inman, Antelope County in Holt County	Owner Occupied Rehab	Homeowner	\$240,660	\$25,000	10%	\$100,000	42	7	100%	N/A	6.0	\$634,855
CD1	17-TFRH-15050	City of Madison	City of Madison, Madison County	Rental Rehab	Rental	\$500,000	\$51,000	10%	\$412,000	82	12	93%	\$7,781	15.7	\$1,671,950
CD2	17-TFRH-27053	Holy Name Housing Corporation	City of Omaha, Douglas County	Rental New Construction	Rental	\$495,172	\$149,000	30%	\$460,000	93	5	93%	\$4,836	18.0	\$1,917,051
CD3	17-TFRH-31011	Western Nebraska Housing Opportunities	City of Scottsbluff, Scotts Bluff County	Rental Rehab	Rental	\$500,000	\$50,000	10%	\$139,000	28	10	93%	\$10,010	11.2	\$1,196,234
CD3	17-TFRH-32006	Village of Arcadia, Nebraska	Village of Arcadia, Valley County	Rental New Construction	Rental	\$192,925	\$135,000	70%	\$3,500	2	2	93%	\$902	5.4	\$575,416
CD3	17-TFRH-32014	Village of Stuart	Village of Stuart, Holt County	Rental New Construction	Rental	\$172,225	\$100,000	58%	\$0	0	2	93%	\$791	4.4	\$472,634
CD3	17-TFRH-34015	Housing Authority of the City of St. Paul, Nebraska	City of St. Paul, Howard County	Rental Rehab	Rental	\$200,000	\$20,000	10%	\$0	0	18	93%	\$6,294	3.6	\$381,962

Congressional	2016 Applications Awarded	Organization Awarded	Project Location	Project	Type of Project	Amount Awarded	Amount of Match*	Percent of Match	Amount Leveraged*	Percent of Leverage	# Of Units	Occupancy Rate	Expected Monthly	Employment Generated	Community Investment
CD1	17-TFTA-15030	Three Rivers HDC	Arlington, Blair, Ft. Calhoun, Herman, Kennard in Washington Co. Bancroft, Beemer, West Point & Wisner in Cuming County; Craig, Decatur, Lyons, Oakland, Tekamah in Burt County; Dodge, Hooper, Fremont, Nickerson, North Bend, Scribner in Dodge County	Technical Assistance	Non-Profit Operating	\$40,000	\$4,000	10%	\$2,000	5	0	N/A	N/A	0.7	\$79,865
CD2	17-TFTA-27029	Holy Name Housing Corp.	City of Omaha, Douglas County	Technical Assistance	Non-Profit Operating	\$40,000	\$524,000	1310%	\$1,019,253	2548	0	N/A	N/A	25.8	\$2,748,826
CD3	17-TFTA-31001	High Plains CDC	Chardon, Dawes County; Alliance & Hemingford, Box Butte County; Gordon, Rushville, Hay Springs, Sheridan County; Harrison, Sioux County	Technical Assistance	Non-Profit Operating	\$40,000	\$16,500	41%	\$25,675	64	0	N/A	N/A	1.3	\$142,671

Congressional	2016 Applications Awarded	Organization Awarded	Project Location	Project	Type of Project	Amount Awarded	Amount of Match*		Percent of Match	Amount Leveraged*	Percent	# Of Units	Occupancy Rate	Expected Monthly	Projected # New	Projected Community Investment	
CD3	17-TFTA-32008	Central Nebraska Economic Development	Blain, Boyd, Brown, Cherry, Custer, Garfield, Greeley, Holt, Keya Paha, Loup, Rock, Sherman, Valley, and Wheeler Counties	Technical Assistance	Non-Profit Operating	\$40,000	\$20,000		50%	\$0	0	0	N/A	N/A	1.0	\$104,171	\$2,689,707.24
CD3	17-TFTA-34020	Community Action Partnership of Mid-Nebraska	Buffalo, Franklin, Frontier, Furnas, Gosper, Harlan, Kearney, Phelps, and Red Willow Counties	Technical Assistance	Non-Profit Operating	\$40,000	\$4,000		10%	\$0	0	0	N/A	N/A	0.7	\$76,392	\$625,920.57
CD3	17-TFTA-36018	Blue Valley Community Action	Butler, Fillmore, Gage, Jefferson, Polk, Saline, Seward, Thayer, and York Counties	Technical Assistance	Non-Profit Operating	\$40,000	\$10,000		25%	\$0	0	0	N/A	N/A	0.8	\$86,809	\$376,901.65
CD3	17-TFTA-36044	Southeast Nebraska Community Action Partnership, Inc.	Cass, Johnson, Nemaha, Otoe, Pawnee, Richardson, and Sarpy Counties	Technical Assistance	Non-Profit Operating	\$40,000	\$4,000		10%	\$0	0	0	N/A	N/A	0.7	\$76,392	\$2,049,467.83
	Totals					\$8,604,282	\$3,575,704		77%	\$10,053,284	157	227			361.9	\$38,601,157	\$13,317,884.94

CUSTOMIZED JOB TRAINING

In pursuit of the grow Nebraska vision, DED leads and administers a variety of impactful initiatives designed to create jobs, attract investments, support business expansion and develop our state's world-class workforce. The Customized Job Training (CJT) program supports each of these objectives simultaneously, helping to spur business development while meeting the demand for a robust, skilled labor pool in communities across the state, both urban and rural.



CJT provides assistance for employee training to businesses seeking to create or retain quality jobs in Nebraska. In doing so, the program incentivizes investments into the Nebraska economy while enhancing our state's overall preparedness to meet industry workforce demands. The CJT program is available to Nebraska for-profit businesses who sell products and/or service outside the state. The program works to support some of Nebraska's most vital, high-growth industries, including but not limited to manufacturing, processing, warehousing, distribution and headquarters operations. Eligible CJT training activities include:

- n On-the-job training
- n Classroom training, either on-site or at a institution of higher education
- n Tuition and fees
- n Training manuals
- n Other reasonable costs

Under CJT, businesses can also be reimbursed by the number of jobs created or workers developed. Recipients have one to three years to complete training for new or existing employees. Upon completion, they must maintain their employee baseline, as listed in the CJT application, for a period of two years. This includes all new jobs funded through the program.



“The Customized Job Training program has been an invaluable resource for Nebraska’s workforce development, while also being a powerful tool for attracting new businesses and investments to Nebraska communities.”

*Rose Baker
Economic Development Consultant
DED*

2017 Calendar Year Allotments

DED signed two new CJT contracts during calendar year 2017, which will result in the training of 58 new employees. In total, 29 CJT contracts were active in 2017, representing \$3,855,175 in total awards; these will ultimately result in 1,233 new and 40 existing employees being trained. To date, expenditures from CJT contracts active in 2017 total \$2,229,123 (see Table 6.1).

A total of 12 CJT contracts were closed during 2017. These resulted in the training of 662 new and 201 existing employees, with total expenditures of \$2,196,518.

Tables 6.1 and 6.2 below provide detailed information on CJT calendar year 2017 active grants and grants closed.

Table 6.1 DED Active CJT Contracts, FY 2016-2017

Contract Number	Award	Expenditures to Date	New Employees Trained	Existing Employees Trained	Training Institutions	Training Period Start Date	Training Period End Date	Anticipated Completion
14-01-029	\$24,000	\$24,000	8	0	In-House Training	8/30/2013	8/30/2016	2016
14-01-170	\$120,000	\$93,801	30	0	In-House Training	4/4/2014	4/4/2017	2017
15-01-092	\$210,000	\$210,000	60	0	In-House Training	8/18/2014	2/18/2016	2016
15-01-116	\$40,000	\$40,000	10	0	In-House Training	10/13/2014	1/13/2016	2016
15-01-222	\$30,000	\$30,000	12	0	In-House Training	3/5/2015	3/5/2016	2016
15-01-225	\$73,500	\$46,752	21	0	In-House Training	4/3/2015	4/3/2016	2016

Contract Number	Award	Expenditures to Date	New Employees Trained	Existing Employees Trained	Training Institutions	Training Period Start Date	Training Period End Date	Anticipated Completion
15-01-235	\$17,500	\$17,500	5	0	In-House Training	5/6/2015	5/6/2016	2016
15-01-288	\$272,000	\$270,378	68	0	In-House Training	5/15/2015	5/15/2016	2016
15-01-290	\$116,000	\$0	29	0	In-House Training	4/4/2015	12/4/2017	2017
15-01-291	\$102,000	\$43,086	34	0	In-House Training	5/6/2015	5/6/2016	2016
16-01-039	\$500,000	\$0	100	0	In-House Training	5/12/2015	5/12/2018	2018
16-01-041	\$101,500	\$101,500	29	0	In-House Training	5/18/2015	5/18/2016	2016
16-01-055	\$42,500	\$8,452	17	0	In-House Training	7/17/2015	7/17/2018	2018
16-01-087	\$64,000	\$64,000	16	0	In-House Training	8/25/2015	8/25/2016	2016
16-01-088	\$40,000	\$38,099	10	0	In-House Training	8/7/2015	12/7/2016	2016
16-01-094	\$25,500	\$8,000	51	0	In-House Training	8/26/2015	8/26/2016	2017
16-01-125	\$60,000	\$48,714	20	0	In-House Training	9/1/2015	9/1/2017	2017
16-01-126	\$360,000	\$0	80	0	In-House Training	9/28/2015	9/28/2018	2018
16-01-177	\$25,000	\$0	25	0	In-House Training	10/21/2015	10/21/2018	2018
16-01-178	\$43,000	\$28,650	2	40	Classroom Training, In-House Training	1/1/2016	1/1/2019	2017
16-01-179	\$372,000	\$372,000	93	0	In-House Training	1/14/2016	1/14/2017	2017
16-01-234	\$39,000	\$0	39	0	In-House Training	3/30/2016	8/30/2018	2018
16-01-314	\$92,000	\$80,627	46	0	In-House Training	4/11/2016	4/11/2019	2018
16-01-315	\$183,000	\$0	61	0	In-House Training	3/31/2016	3/31/2019	2018
16-01-316	\$699,675	\$647,564	285	0	Classroom Training, In-House Training	5/1/2016	5/1/2018	2018
17-01-201	\$40,000	\$0	8	0	In-House Training	7/1/2016	7/1/2018	2018
17-01-263	\$32,000	\$0	16	0	In-House Training	9/1/2017	9/1/2018	2018

Contract Number	Award	Expenditures to Date	New Employees Trained	Existing Employees Trained	Training Institutions	Training Period Start Date	Training Period End Date	Anticipated Completion
17-01-264	\$56,000	\$56,000	28	0	In-House Training	10/10/2016	10/10/2017	2017
17-01-285	\$75,000	\$0	30	0	In-House Training	5/17/2017	5/17/2019	2019
Totals	\$3,855,175	\$2,229,123	1,233	40				

Table 6.2 Nebraska Department of Economic Development Calendar Year 2017 Customized Job Training Grant Information, Closed Grants

Contract Number	Award	Expenditures to Date	New Employees Trained	Existing Employees Trained	Training Institutions	Training Period Start Date	Training Period End Date	Anticipated Completion
12-01-243	\$60,000	\$44,533	30	0	In-House	5/9/12	5/9/15	2015
12-01-261	\$18,000	\$18,000	12	0	In-House	6/7/12	6/7/15	2015
13-01-127	\$36,500	\$36,500	18	1	In-House	2/1/13	2/1/15	2015
13-01-252	\$36,000	\$24,000	9	0	In-House	5/23/13	11/23/15	2015
13-01-267	\$332,000	\$332,000	83	0	In-House	8/29/12	8/29/15	2015
14-01-002	\$100,000	\$100,000	25	0	In-House	7/1/13	7/1/15	2015
14-01-015	\$407,500	\$407,500	163	0	In-House	8/2/13	8/2/15	2015
14-01-164	\$200,000	\$200,000	0	200	In-House	3/21/14	3/21/15	2015
15-01-090	\$40,000	\$40,000	20	0	In-House	8/1/14	8/1/15	2015
15-01-091	\$471,000	\$471,000	157	0	In-House	8/18/14	8/18/15	2015
15-01-093	\$124,000	\$123,986	31	0	In-House	9/17/14	9/17/15	2015
15-01-117	\$399,000	\$399,000	114	0	In-House	10/14/14	10/14/15	2015
Totals	\$2,224,000	\$2,196,518	662	201				

INTERN NEBRASKA

Internships equip young people with the valuable skills and work experience they need to succeed in today's competitive job market.

Moreover, with an estimated half of all interns accepting full-time employment with their providing organization, internships support DED's mission of developing and retaining the Nebraska workforce across the state's most impactful industries – from manufacturing, to technology to agriculture.




Established in 2011 following the passage of LB386, DED's Intern Nebraska program provides financial assistance to businesses that create new internships in Nebraska. Program grants can reimburse up to 50% of an intern's wages – up to \$5,000 per internship.

Eligible recipients under Intern Nebraska must be for-profit or nonprofit entities located in Nebraska. Eligible interns include 11th or 12th grade students enrolled at a public or private high school; students enrolled full-time at a college, university or other institute of higher education; or recent graduates. Internships should employ the student in a professional or technical position that has a limited duration; provides valuable work experience and career knowledge; contributes toward work on a short-term objective or project; and pays at least the current state minimum wage.

DED received a total of 190 Intern Nebraska applications during 2017, representing \$2,435,000 in requested assistance. DED awarded 160 contracts, resulting in the creation of 372 new internships at a value of \$1,138,000 in financial assistance.

Table 7.1 depicts the status of Intern Nebraska grants awarded 2017, including funding awarded, expenditures to date and contract start and end date.



“We sincerely appreciate the opportunity to receive a grant through Intern Nebraska, as it gives us the opportunity to offer more internships to deserving Nebraska students. We are confident that these internships benefit both students and employers alike.”

*Stephanie Hand
Human Resources Manager
Lutz*

Table 7.1 Intern Nebraska Grant Recipients 2017

Employer	Number of Internships Awarded	Total Grant Amount Awarded
Hear Nebraska	1	\$2,500
Materials and Machines Corporation of America	2	\$3,000
Beckenhauer Construction Inc.	3	\$10,500
GIX Logistics, Inc.	4	\$14,000
Mid-America Feed Yard	1	\$3,000
Great West Casualty Company	4	\$14,000
Big Cob Hybrids	2	\$7,000
DriveSpotter	2	\$10,000
Flood Digital Networks LLC	10	\$22,000
Eyman Plumbing, Inc.	1	\$3,000
Firstar Fiber, Inc.	1	\$5,000
Nebraska Prairie Museum	1	\$2,000
SP Group, PC	1	\$3,000
Black Brick Software LLC	2	\$10,000
Bland & Associates, P.C.	3	\$6,000
Unabridged Software LLC	2	\$6,000
Specialized Engineering Solutions, Inc.	5	\$25,000
KidGlov	1	\$5,000
Hastings Economic Development Corporation	1	\$1,000
Youth for Christ - Campus Life	2	\$5,000
KPI Ninja	1	\$2,000
Boyd Jones Construction	2	\$6,000
Client Resources, Inc.	3	\$7,500
Constructors, Inc.	5	\$20,000

Employer	Number of Internships Awarded	Total Grant Amount Awarded
Cyclonaire, Corp	3	\$15,000
Lutz	10	\$35,000
Snyder Industries Inc.	1	\$4,500
Henderson State Bank	1	\$3,000
ScoreVision, LLC	1	\$3,000
Powderhook, Inc.	1	\$5,000
Jelecoc LLC	4	\$10,000
Orthman Manufacturing, Inc.	5	\$15,000
Oriental Trading Company	5	\$15,000
EAD (Engineering, Automation, and Design)	3	\$12,000
Nebraska Aluminum Castings, Inc.	2	\$10,000
Buckley & Sitzman, LLP	1	\$4,500
Ameritas Life Insurance Corporation	5	\$25,000
TeamMates Mentoring Program	1	\$1,000
BCDM Architects	3	\$9,000
Retirement Plan Consultants	1	\$2,000
Midwest Hop Producers LLC	3	\$12,000
Holland Basham Architects	5	\$15,000
Aviture Inc.	3	\$15,000
Norfolk Daily News	1	\$2,500
JEO Consulting Group, Inc.	4	\$20,000
Duncan Aviation	5	\$25,000
NEBCO, Inc.	1	\$2,500
Norder Supply, Inc.	4	\$14,000
KEIM FARM EQUIPMENT CO	2	\$6,000
Keith County Area Development	1	\$2,000
Harry A Koch Company	2	\$3,000
ROYAL ENGINEERED COMPOSITES	1	\$5,000
Quo Vadis, LLC	5	\$20,000
Magnolia Hotel of Omaha	1	\$2,500
Yahoo	5	\$25,000
Fillmore County Development Corporation	1	\$1,500
France & McNally	1	\$2,000
My Robyn	1	\$3,000
Phynd Technologies	2	\$5,000
Hastings Ford Lincoln	1	\$2,500
CL Construction, LLC	2	\$6,000
Nanonation, Inc.	1	\$5,000
McGill Restoration, Inc.	1	\$3,000
Flywheel	3	\$12,000

Employer	Number of Internships Awarded	Total Grant Amount Awarded
Hayneedle, Inc.	5	\$10,000
myBlock, Inc.	1	\$2,000
Teledyne Instruments Inc	2	\$5,000
Firespring	5	\$17,500
Slate Architecture	2	\$6,000
United Way of the Kearney Area, Inc.	1	\$2,500
Spreetail	5	\$25,000
Esculon, Inc.	2	\$8,000
Redstone Communications Group, Inc.	1	\$2,000
Schemmer Associates Inc.	3	\$6,000
KreativElement	1	\$3,000
Emsick Architects	1	\$2,000
B&B Cycle Inc.	1	\$2,500
Green Line Equipment	5	\$15,000
Nelnet	1	\$5,000
Valmont Industries	10	\$20,000
Kawasaki Motors Mfg. Corp, USA	5	\$7,500
J.J. Palmtag, Inc.	1	\$2,000
West Corporation	3	\$7,500
Pixel Bakery	2	\$5,000
StrategicHealthSolutions, LLC	2	\$3,000
Tethon 3D	1	\$3,500
Midlands Carrier Transcold	1	\$1,500
Witt's End Homestead, LLC	1	\$2,500
Proteus, Inc.	1	\$5,000
Phibro Animal Health Corporation	3	\$10,500
MC Automotive	1	\$2,500
TAGG	1	\$2,500
Novozymes Blair, Inc.	5	\$20,000
First Street Brewing Company	1	\$1,500
Pen-Link, Ltd.	5	\$20,000
EF Johnson Technologies	2	\$8,000
Global Industries, Inc.	6	\$18,000
Elemental Scientific, Inc.	2	\$4,000
Benchmark Biolabs	1	\$3,500
Plymouth Industries, LLC	2	\$4,000
Banyan Medical Systems	5	\$15,000
CLAAS of America	4	\$12,000
Nova-Tech, Inc.	1	\$2,000
INTELLIFARM, Inc.	2	\$8,000

Employer	Number of Internships Awarded	Total Grant Amount Awarded
Teledyne Isco, Inc.	3	\$4,500
Hollman Media, LLC	1	\$3,500
Industrial Irrigation Services	2	\$10,000
The Maids International	3	\$9,000
Dundee VC Management, LLC	1	\$5,000
Chesterman Co.	1	\$2,500
ScoutSheet	1	\$2,500
TMCO, Inc.	2	\$5,000
First National Bank of Chadron	2	\$5,000
Team Concepts	1	\$1,500
Project Harmony	1	\$1,500
Prairie Health Ventures	2	\$5,000
Catch Intelligence	3	\$9,000
Get Well!	1	\$1,000
The S.A.F.E. Center	1	\$2,000
Fruitful Design	1	\$1,500
NRG Energy	1	\$2,500
KZCO, Inc.	1	\$3,000
Group One Interiors, LLC	1	\$2,000
Workshop Unknown Co.	1	\$2,500
North End Teleservices, LLC	2	\$4,000
Parse Software Development	1	\$2,000
Hail Varsity	1	\$2,000
LifeLoop, LLC	1	\$1,000
NorthStar Financial Services Group, LLC	3	\$3,000
Morrissey Engineering, Inc.	2	\$10,000
Butler Machinery Company	1	\$5,000
Infogressive, Inc.	3	\$3,000
Kidwell, Inc.	3	\$6,000
ReSource Pro Services, LLC	5	\$10,000
Kiai	1	\$1,500
Nobl	2	\$8,000
Southeast Nebraska Development District	1	\$2,000
Quantified Ag	3	\$9,000
Social Assurance	1	\$1,500
QA Technologies	1	\$1,500
Gazella Wifi	1	\$3,500
BuilderTREND	2	\$4,000
DeBoer & Associates, PC	2	\$4,000
BAD Sportz Inc	1	\$2,000

Employer	Number of Internships Awarded	Total Grant Amount Awarded
Great Plains Health	1	\$2,000
HBE Becker Meyer Love LLP	3	\$9,000
Ezenics, Inc.	2	\$6,000
Econic	1	\$2,000
Christensen Brozek Faltys PC	3	\$6,000
Nebraska Safety Council/WorkWell	1	\$3,000
OxBow Data Management Systems, LLC	3	\$9,000
Horizontal Boring & Tunneling Co.	2	\$3,000
DealAnyDay	2	\$3,000
OpsCompass, LLC	2	\$4,000
UNICO Group, Inc.	2	\$3,000
D3 Technology, Inc.	5	\$20,000
Hancock & Dana, P.C.	5	\$15,000
Saddle Creek Records	1	\$3,000
Omaha Insurance & Investments	1	\$1,000
The Waldinger Corporation	4	\$16,000
Total	372	\$1,138,000

SITE AND BUILDING DEVELOPMENT FUND

(Nebraska Revised Statutes
81-12-144, 81-12-145, 81-12-151)

Economic development is about fostering strong communities. Administered by DED, the Site and Building Development Fund supports communities across the state in their efforts to recruit new businesses, attract new investments and create new avenues of economic opportunity.



SBDF provides incentives to attract new companies and expansion projects to Nebraska. The program reimburses target companies for a portion of relocation- or expansion-related costs, and assists local governments and Nebraska nonprofits in the development of industry-ready sites. Eligible nonprofits must provide IRS verification of a 501(c)(3), 501(c)(4), or 501(c)(6) status and verify a Certificate of Good Standing with Nebraska's Secretary of State.

Economic development activities that qualify for an SBDF grant include projects designated for building construction or rehabilitation; engineering and design costs; infrastructure development and improvements; land and building acquisition; pre-approved costs essential to developing industry-ready sites and buildings; site preparation and technical assistance. Applicants must have the ability to demonstrate a strategy and identify targeted industries for potential projects, as well as pinpoint potential challenges at a project's building site.

"This is a monumental day for Costco, Fremont and the state of Nebraska. Costco has a reputation for being a great corporate citizen, and today's groundbreaking highlights what's to come: good paying jobs, more opportunity for our local farmers, and the all-important expansion of value-added agriculture in our state."

Pete Ricketts
Governor
State of Nebraska

DED allocates SBDF grants based on the agency's projected forecast for the current calendar year. Eligible applicants must provide 100% in matching funds equal to the amount committed by the SBDF program.

In 2017, DED awarded a total of \$4,250,000 in SBDF funds to eight Nebraska economic development organizations, as seen in Table 8.1.

Overall, SBDF allotments in 2017 leveraged over \$52 million — a greater than 12:1 leverage ratio. SBF funds during 2017 funds had a 66% rural and 34% urban impact.

Costco Plant Will Generate 800 Jobs



With support from the SBDF program, Costco's first-ever poultry processing plant, hatchery and feed mill facility in Fremont — a \$300 million investment — will generate 800 new jobs and an anticipated \$1.2 billion annual statewide economic impact.



Table 8.1 DED Site and Building Development Fund Awards, 2017

Approval Date	Recipient	Benefitting Business	County	Award
5/3/17	Omaha Development Council	Green Plains	Douglas	\$250,000
1/4/17	Southeast NE Development, Inc.	Malco Products, Inc.	Saline	\$500,000
2/14/17	Lincoln Chamber EDC	Pure & Secure, LLC	Lancaster	\$100,000
4/25/17	Sarpy County	Sewer System	Sarpy	\$1,000,000
6/6/17	Gateway Development Corp	Novozymes Blair	Washington	\$100,000
8/15/17	Lincoln Chamber EDC	Huvepharma	Lancaster	\$100,000
11/21/17	Greater Fremont DC	PCCW	Dodge	\$2,000,000
11/21/17	Sidney	Agri-Plastics	Cheyenne	\$200,000
		Total		\$4,250,000

Novozymes Invests In Blair Facility

In 2012, Danish biotechnology giant Novozymes invested in a \$200 million facility in Blair, creating the largest enzyme production facility for biofuels in the U.S.

In 2017, with support from an SBDF grant, Novozymes announced a \$36 million expansion to its Blair facility, increasing the plant's capacity while adding new jobs to the Blair workforce and further advancing Eastern Nebraska's reputation as a hub for the bioscience sector.



"Novozymes is one of Blair's most impactful corporate citizens. Its multimillion-dollar expansion represents another remarkable economic win for the Blair community, Washington County, and the state of Nebraska, solidifying our reputation as a major player in the bio-industry on a global level."

Lisa Scheve, Executive Director, Gateway Development



ANNUAL REPORT

APPENDIX

The Nebraska Affordable Housing Act requires DED to report NAHTF program information for all previous program years. The following table contains data for NAHTF program years 1998-2016. (Refer to page 32 of the current report).

Organization Awarded	Project Location	Project	Type of Project	Amount Awarded
NeighborWorks Northeast Nebraska	Communities within Colfax, Cuming, Madison Pierce, Platte, Stanton, Wayne Counties	Purchase/ Rehab/ Resale	Homebuyer	\$600,000.00
Three Rivers Housing Dev. Corp.	Communities within Burt, Cuming, Dodge and Washington Counties	Purchase/ Rehab/ Resale	Homebuyer	\$346,500.00
NeighborWorks Lincoln	City of Lincoln	Down Payment Asst with Rehab	Homebuyer	\$220,000.00
NeighborWorks Lincoln	City of Lincoln excluding blocks between Q & R St & from 22nd to 24th St, Lancaster County	New Construction with Down Payment Asst	Homebuyer	\$547,500.00
NeighborWorks Lincoln	City of Lincoln Antelope Square between Q & R St & from 22nd to	New Construction with Down Payment Asst & Demolition	Homebuyer	\$500,000.00
Habitat for Humanity of Omaha, Inc.	Omaha & Waterloo, Douglas County and Blair, Washington County	Purchase/ Rehab/ Resale	Homebuyer	\$500,000.00
Habitat for Humanity of Omaha, Inc.	Omaha & Waterloo, Douglas County and Blair, Washington County	New Construction with Demolition	Homebuyer	\$500,000.00
City of Omaha	City of Omaha Locust Glen Neighborhood, Douglas County	New Construction with Down Payment Asst	Homebuyer	\$480,000.00
City of Omaha	City of Omaha Clifton Hill Neighborhood, Douglas County	New Construction with Down Payment Asst	Homebuyer	\$600,000.00
High Plains Community Dev. Corp.	Communities within Box Butte, Dawes, Morrill, Sheridan, Sioux Counties	Down Payment Asst	Homebuyer	\$90,000.00
Western Nebraska Housing Opportunities	Communities within Scottsbluff County	Down Payment Asst with Rehab	Homebuyer	\$130,000.00
Housing Dev. Corp.	City of Grand Island, Hall County	Purchase/ Rehab/ Resale	Homebuyer	\$400,000.00
Southeast Nebraska Community Action Partnership, Inc.	Communities within Cass, Johnson, Nemaha, Otoe, Pawnee, Richardson and Sarpy Counties	Down Payment Asst with Rehab	Homebuyer	\$257,400.00
Habitat for Humanity of Omaha, Inc.	Omaha & Waterloo, Douglas County and Blair, Washington County	Owner Occupied Rehab	Homeowner	\$636,500.00
City of Omaha	City of Omaha King Science Neighborhood, Douglas County	Owner Occupied Rehab	Homeowner	\$283,500.00

Organization Awarded	Project Location	Project	Type of Project	Amount Awarded
Central Nebraska Economic Dev., Inc.	Communities within Blaine, Boyd, Brown, Cherry, Custer, Garfield, Greeley, Holt, Keya Paha, Loup, Rock, Sherman, Valley and Wheeler Counties	Owner Occupied Rehab	Homeowner	\$250,000.00
Southwest Community Betterment Corp.	Palisade, Hitchcock County	Owner Occupied Rehab	Homeowner	\$198,750.00
Southwest Community Betterment Corp.	Grant, Madrid, Elsie and Venango in Perkins County	Owner Occupied Rehab	Homeowner	\$231,875.00
Lincoln County Community Dev. Corp.	Brady, Hershey, Maxwell, North Platte, Sutherland, Wallace, Wellfleet, Lincoln County	Owner Occupied Rehab with Demolition	Homeowner	\$ 250,000.00
Superior	City of Superior, Nuckolls County	Owner Occupied Rehab	Homeowner	\$250,000.00
Building a Better Tomorrow	Madison Estates, Madison, Madison County	Rental New Construction	Rental	\$800,000.00
City of Imperial	Heather Estates II, Imperial, Chase County	Rental New Construction	Rental	\$786,000.00
Holy Name Housing Corp.	Adams Park Senior Cottages, Omaha, Douglas County	Rental New Construction	Rental	\$500,000.00
NeighborWorks Northeast Nebraska	Counties of: Colfax, Cuming, Madison, Pierce, Platte, Stanton and Wayne	Non-Profit Operating	Technical Assistance	\$60,000.00
Habitat for Humanity of Omaha, Inc.	City of Omaha	Non-Profit Operating	Technical Assistance	\$60,000.00
Southwest Community Betterment Corp.	Counties of: Chase, Dundy, Hayes, Hitchcock and Perkins	Non-Profit Operating	Technical Assistance	\$60,000.00
Lincoln County Community Dev. Corp.	City of North Platte	Non-Profit Operating	Technical Assistance	\$60,000.00
Housing Dev. Corp.	Counties of: Adams, Clay, Hall, Nuckolls and Webster	Non-Profit Operating	Technical Assistance	\$60,000.00

The 2016 NAHTF report is listed in its entirety in the chat below:

Congressional	2016 Applications Awarded	Organization Awarded	Project Location	Project	Type of Project	Amount Awarded	Amount of Match*		Percent of Match	Amount Leveraged*	Percent	# Of Units	Occupancy Rate	Expected Monthly	Projected # New	Projected Community Investment
CD1	16-TFHP-15007	NeighborWorks Northeast Nebraska	Communities within Colfax, Cuming, Madison Pierce, Platte, Stanton, Wayne Counties	Purchase/Rehab/Resale		\$600,000.00	\$0		0%	\$ 970,000.00	162%	14	100%	N/A	25.4	\$2,689,707.24
CD1	16-TFHP-15050	Three Rivers Housing Dev. Corp.	Communities within Burt, Cuming, Dodge and Washington Counties	Purchase/Rehab/Resale	Homebuyer	\$346,500.00	\$0		0%	\$18,854.00	5%	7	100%	N/A	5.9	\$625,920.57
CD1	16-TFHP-18028	NeighborWorks Lincoln	City of Lincoln	Down Payment Asst with Rehab	Homebuyer	\$220,000.00	\$0		0%	\$0	0%	8	100%	N/A	3.6	\$376,901.65
CD1	16-TFHP-18029	NeighborWorks Lincoln	City of Lincoln excluding blocks between Q & R St & from 22nd to 24th St, Lancaster County	New Construction with Down Payment Asst	Homebuyer	\$547,500.00	\$0		0%	\$648,788.00	119%	5	100%	N/A	19.4	\$2,049,467.83
CD1	16-TFHP-18053	NeighborWorks Lincoln	City of Lincoln Antelope Square between Q & R St & from 22nd to 24th St, Lancaster County	New Construction with Down Payment Asst & Demolition	Homebuyer	\$500,000.00	\$0		0%	\$7,273,738.00	1455%	12	100%	N/A	125.8	\$13,317,884.94
CD2	16-TFHP-27038	Habitat for Humanity of Omaha, Inc.	Omaha & Waterloo, Douglas County and Blair, Washington County	Purchase/Rehab/Resale	Homebuyer	\$500,000.00	\$0		0%	\$1,481,920.00	296%	16	100%	N/A	32.1	\$3,395,404.18
CD2	16-TFHP-27039	Habitat for Humanity of Omaha, Inc.	Omaha & Waterloo, Douglas County and Blair, Washington County	New Construction with Demolition	Homebuyer	\$500,000.00	\$0		0%	\$1,789,107.00	358%	16	100%	N/A	37	\$3,921,673.67

Congressional	2016 Applications Awarded	Organization Awarded	Project Location	Project	Type of Project	Amount Awarded	Amount of Match*		Percent of Match	Amount Leveraged*	Percent	# Of Units	Occupancy Rate	Expected Monthly	Projected # New	Projected Community Investment
CD2	16-TFHP-27057	City of Omaha	City of Omaha Locust Glen	New Construction with Down Payment Asst	Homebuyer	\$480,000.00	\$0		0%	\$400,000.00	83%	4	100%	N/A	14.2	\$1,507,606.60
CD2	16-TFHP-27059	City of Omaha	City of Omaha Clifton Hill	New Construction with Down Payment Asst	Homebuyer	\$600,000.00	\$0		0%	\$1,425,000.00	238%	9	100%	N/A	32.8	\$3,469,208.38
CD3	16-TFHP-31002	High Plains Community Dev. Corp.	Communities within Box Butte, Dawes, Morrill, Sheridan, Sioux Counties	Down Payment Asst	Homebuyer	\$90,000.00	\$0		0%	\$67,000.00	74%	12	100%	N/A	2.5	\$268,970.72
CD3	16-TFHP-31042	Western Nebraska Housing Opportunities	Communities within Scottsbluff County	Down Payment Asst with Rehab	Homebuyer	\$130,000.00	\$0		0%	\$45,000.00	35%	34	100%	N/A	2.8	\$299,808.13
CD3	16-TFHP-34044	Housing Dev. Corp.	City of Grand Island, Hall County	Purchase/ Rehab/ Resale	Homebuyer	\$400,000.00	\$0		0%	\$75,000.00	19%	3	100%	N/A	7.7	\$813,764.93
CD3	16-TFHP-36019	Southeast Nebraska Community Action Partnership, Inc.	Communities within Cass, Johnson, Nemaha, Otoe, Pawnee, Richardson and Sarpy Counties	Down Payment Asst with Rehab	Homebuyer	\$257,400.00	\$0		0%	\$10,500.00	4%	10	100%	N/A	4.3	\$458,963.42
CD2	16-TFHO-27036	Habitat for Humanity of Omaha, Inc.	Omaha & Waterloo, Douglas County and Blair, Washington County	Owner Occupied Rehab	Homeowner	\$636,500.00	\$0		0%	\$538,650.00	85%	42	100%	N/A	19	\$2,013,254.43

Congressional	2016 Applications Awarded	Organization Awarded	Project Location	Project	Type of Project	Amount Awarded	Amount of Match*		Percent of Match	Amount Leveraged*	Percent	# Of Units	Occupancy Rate	Expected Monthly	Projected # New	Projected Community Investment
CD2	16-TFHO-27058	City of Omaha	City of Omaha King Science	Owner Occupied Rehab	Homeowner	\$283,500.00	\$0		0%	\$180,000.00	63%	9	100%	N/A	7.5	\$794,063.25
CD3	16-TFHO-32009	Central Nebraska Economic Dev., Inc.	Communities within Blaine, Boyd, Brown, Cherry, Custer, Garfield, Greeley, Holt, Keya Paha, Loup, Rock, Sherman, Valley and Wheeler Counties	Owner Occupied Rehab	Homeowner	\$250,000.00	\$0		0%	\$20,000.00	8%	8	100%	N/A	4.4	\$462,561.12
CD3	16-TFHO-33014	Southwest Community Betterment Corp.	Palisade, Hitchcock County	Owner Occupied Rehab	Homeowner	\$198,750.00	\$0		0%	\$16,610.00	8%	6	100%	N/A	3.5	\$368,952.45
CD3	16-TFHO-33015	Southwest Community Betterment Corp.	Grant, Madrid, Elsie and Venango in Perkins County	Owner Occupied Rehab	Homeowner	\$231,875.00	\$0		0%	\$19,460.00	8%	7	100%	N/A	4.1	\$430,584.44
CD3	16-TFHO-33026	Lincoln County Community Dev. Corp.	Brady, Hershey, Maxwell, North Platte, Sutherland, Wallace, Wellfleet, Lincoln County	Owner Occupied Rehab with Demolition	Homeowner	\$250,000.00	\$0		0%	\$15,000.00	6%	4	100%	N/A	4.3	\$453,995.17
CD3	16-TFHO-34035	Superior	City of Superior, Nuckolls County	Owner Occupied Rehab	Homeowner	\$250,000.00	\$0		0%	\$50,000.00	20%	7	100%	N/A	4.9	\$513,956.80
CD3	16-TFHO-36012	Fairbury	City of Fairbury, Jefferson County	Owner Occupied Rehab	Homeowner	\$161,710.00	\$0		0%	\$0	0%	7	100%	N/A	2.6	\$277,039.85
CD1	16-TFRH-15056	Building a Better Tomorrow	Madison Estates, Madison, Madison County	Rental New Construction	Rental	\$800,000.00	\$0		0%	\$215,000.00	27%	4	93%	Need Est Rents	16.4	\$1,738,887.16

Grant Number	Name of Recipient	Location(s)	Activity	Amount Awarded	Leverage Amount	Total Project Cost	Units Completed	Employment Generated	Community Investment
98HO103	Panhandle Community Services	Sidney	NC	\$336,000	\$2,730,513	\$3,066,513	83	46.9	\$4,653,318
98HO104	Scottsbluff Terrytown Gering CDC	Scottsbluff	NC	\$243,000	\$1,123,954	\$1,366,954	15	23.4	\$2,372,052
98HO203	Village of Johnstown	Johnstown	R	\$143,250	\$256,750	\$400,000	14	9.2	\$669,264
98HO206	City of Loup City	Loup City	DP	\$143,250	\$822,428	\$965,678	4	13.6	\$1,336,047
98HO304	Gothenburg Housing Dev. Corp.	Gothenburg	NC	\$234,212	\$1,332,083	\$1,566,295	43	20.6	\$2,319,195
98HO305	Mid-Nebraska Community Services	Imperial	NC	\$125,810	\$407,820	\$533,630	5	10.1	\$948,695
98HO404	Central Nebraska Goodwill Housing	Grand Island	NC	\$47,516	\$546,300	\$593,816	16	10.2	\$1,072,414
98HO407	City of St. Paul	St. Paul	DP	\$150,000	\$716,000	\$866,000	14	11.9	\$1,229,268
98HO409	City of Grand Island	Grand Island	NC	\$100,000	\$124,441	\$224,441	1	3.9	\$405,334
98HO510	Progress Corporation Oakland	Oakland	NC	\$148,500	\$320,700	\$469,200	8	7.8	\$348,252
98HO511	Allen Dev. Group	Allen	NC	\$53,800	\$105,000	\$158,800	2	1.8	\$201,090
98HO513	Village of Winslow	Winslow	R	\$104,000	\$296,000	\$400,000	14	9.1	\$779,676
98HO514	City of Tilden	Tilden	R	\$200,000	\$0	\$200,000	21	4.8	\$406,794
98HO523	Leigh & Snyder Housing Corp.	Leigh & Snyder	NC	\$107,000	\$759,473	\$866,473	16	13.3	\$1,405,608

Grant Number	Name of Recipient	Location(s)	Activity	Amount Awarded	Leverage Amount	Total Project Cost	Units Completed	Employment Generated	Community Investment
98HO612	Gage County Economic Dev. Corp.	Beatrice	NC	\$239,490	\$1,324,750	\$1,564,240	44	23.2	\$2,364,326
98HO613	Southeast Nebraska Community Action	Nebraska City	NC	\$158,340	\$1,399,390	\$1,557,730	42	23.5	\$2,457,853
98HO614	Catholic Charities	David City	NC	\$50,000	\$975,006	\$1,025,006	16	13.9	\$1,524,548
98HO615	Auburn Affordable Housing	Auburn	NC	\$220,000	\$1,087,202	\$1,307,202	3	17.4	\$1,968,544
98HO701	Housing and Neighborhood Developers	Omaha	DP	\$77,500	\$708,309	\$785,809	14	13.8	\$1,597,429
98HO702	Holy Name Housing Corp.	Omaha	NC	\$88,600	\$1,888,153	\$1,976,753	50	34.7	\$4,018,433
98HO703	South Omaha Affordable Housing Corp.	Omaha	DP	\$41,936	\$1,542,457	\$1,584,393	18	27.8	\$3,220,826
98HO705	Omaha Economic Dev. Corp.	Omaha	NC	\$57,000	\$2,314,330	\$2,371,330	18	41.6	\$4,820,548
98HO706	Omaha 100, Inc.	Omaha	DP	\$125,000	\$141,000	\$266,000	55	4.7	\$540,736
98HO708	Bethpage, Inc.	Omaha	NC	\$100,000	\$1,878,109	\$1,978,109	16	34.7	\$4,021,190
98HO709	Mount Moriah Missionary Baptist Church Dev. Corp.	Omaha	R	\$61,704	\$3,255,261	\$3,316,965	64	77.1	\$8,013,521
98HO710	South Omaha Affordable Housing Corp.	Omaha	NC	\$38,000	\$1,786,600	\$1,824,600	19	32.0	\$3,709,130
98HO711	South Omaha Affordable Housing Corp.	Omaha	NC	\$33,600	\$1,984,861	\$2,018,461	21	35.4	\$4,103,218

Grant Number	Name of Recipient	Location(s)	Activity	Amount Awarded	Leverage Amount	Total Project Cost	Units Completed	Employment Generated	Community Investment
98HO806	City of Lincoln	Lincoln	NC	\$257,324	\$2,968,000	\$3,225,324	33	58.0	\$6,189,168
98HO902	Native Council on Economic and CD	Macy	NC	\$76,500	\$0	\$76,500	20	1.0	\$109,355
98HO903	Winnebago Tribe	Winnebago	I	\$72,955	\$561,000	\$633,955	12	2.3	\$243,551
99TF102	City of Scottsbluff	Scottsbluff	R	\$200,000	\$26,000	\$226,000	9	5.3	\$466,475
99TF202	Burwell Housing Authority	Burwell	NC	\$180,000	\$447,509	\$627,509	9	8.2	\$880,786
99TF204	Village of Scotia	Scotia	R	\$195,000	\$17,000	\$212,000	19	4.2	\$341,618
99TF207	City of Bassett	Bassett	DP	\$90,000	\$255,000	\$345,000	5	4.7	\$486,531
99TF209	Central Nebraska Community Services, Inc.	Boyd, Brown, Holt, Keya Paha & Rock Counties	R/DP	\$305,000	\$370,200	\$675,200	19	9.2	\$930,767
99TF301	SW NE Community Betterment Corp.	Grant	NC	\$150,000	\$497,000	\$647,000	6	8.0	\$924,043
99TF302	Mid-Nebraska Community Services	Imperial	NC	\$190,000	\$21,033	\$211,033	2	3.4	\$358,792
99TF305	McCook Economic Dev. Corp.	McCook	NC	\$459,361	\$1,337,544	\$1,796,905	12	28.2	\$2,879,099
99TF306	Cambridge Housing Authority	Cambridge	R	\$235,620	\$962,963	\$1,198,583	16	22.5	\$2,112,117
99TF401	Harvard Townhouse, Inc.	Harvard	NC	\$200,000	\$437,750	\$637,750	8	8.1	\$926,528
99TF402	Orleans Housing Authority	Orleans	NC	\$142,073	\$317,980	\$460,053	6	6.3	\$645,314

The Nebraska Affordable Housing Act also requires to report information on awards previous to the 2016 Calendar Year, the following includes reporting years 1998 through 2015:

Grant Number	Name of Recipient	Location(s)	Activity	Amount Awarded	Leverage Amount	Total Project Cost	Units Completed	Employment Generated	Community Investment
98HO103	Panhandle Community Services	Sidney	NC	\$336,000	\$2,730,513	\$3,066,513	83	46.9	\$4,653,318
98HO104	Scottsbluff Terrytown Gering CDC	Scottsbluff	NC	\$243,000	\$1,123,954	\$1,366,954	15	23.4	\$2,372,052
98HO203	Village of Johnstown	Johnstown	R	\$143,250	\$256,750	\$400,000	14	9.2	\$669,264
98HO206	City of Loup City	Loup City	DP	\$143,250	\$822,428	\$965,678	4	13.6	\$1,336,047
98HO304	Gothenburg Housing Dev. Corp.	Gothenburg	NC	\$234,212	\$1,332,083	\$1,566,295	43	20.6	\$2,319,195
98HO305	Mid-Nebraska Community Services	Imperial	NC	\$125,810	\$407,820	\$533,630	5	10.1	\$948,695
98HO404	Central Nebraska Goodwill Housing	Grand Island	NC	\$47,516	\$546,300	\$593,816	16	10.2	\$1,072,414
98HO407	City of St. Paul	St. Paul	DP	\$150,000	\$716,000	\$866,000	14	11.9	\$1,229,268
98HO409	City of Grand Island	Grand Island	NC	\$100,000	\$124,441	\$224,441	1	3.9	\$405,334
98HO510	Progress Corporation Oakland	Oakland	NC	\$148,500	\$320,700	\$469,200	8	7.8	\$348,252
98HO511	Allen Dev. Group	Allen	NC	\$53,800	\$105,000	\$158,800	2	1.8	\$201,090
98HO513	Village of Winslow	Winslow	R	\$104,000	\$296,000	\$400,000	14	9.1	\$779,676
98HO514	City of Tilden	Tilden	R	\$200,000	\$0	\$200,000	21	4.8	\$406,794
98HO523	Leigh & Snyder Housing Corp.	Leigh & Snyder	NC	\$107,000	\$759,473	\$866,473	16	13.3	\$1,405,608

Grant Number	Name of Recipient	Location(s)	Activity	Amount Awarded	Leverage Amount	Total Project Cost	Units Completed	Employment Generated	Community Investment
99TF403	Central City Housing Authority	Central City	NC	\$217,712	\$1,087,224	\$1,304,936	16	17.4	\$1,959,452
99TF404	Autumn Village, Inc.	Kearney	NC	\$65,419	\$877,500	\$942,919	15	15.1	\$1,603,123
99TF406	City of Holdrege	Holdrege	R	\$200,000	\$60,277	\$260,277	7	5.2	\$479,634
99TF501	Tilden Housing Dev. Corp.	Tilden	NC	\$190,000	\$601,992	\$791,992	7	13.4	\$1,380,160
99TF507	Building Futures II, Inc.	Norfolk	NC	\$28,985	\$591,400	\$620,385	10	10.6	\$1,081,112
99TF509	Clearwater	Clearwater	R/DP	\$400,000	\$348,129	\$748,129	29	10.0	\$1,059,381
99TF514	Village of Leigh	16 Counties in Northeast Nebraska	R	\$300,000	\$49,500	\$349,500	35	5.4	\$566,965
99TF515	Woodland Park Housing Authority	Stanton County	R	\$400,000	\$36,000	\$436,000	4	5.3	\$613,537
99TF517	Elkhorn Valley CDC	Norfolk	DP	\$210,000	\$1,300,000	\$1,510,000	17	25.7	\$2,631,394
99TF601	Blue Valley Community Action	Beatrice	NC	\$250,000	\$1,747,000	\$1,997,000	34	28.6	\$3,013,474
99TF602	Osceola Shelby Housing I, Limited Partnership	Osceola & Shelby	NC	\$270,000	\$718,700	\$988,700	12	11.9	\$1,376,613
99TF603	Southeast Nebraska Affordable Housing Council	8 Counties in Southeast Nebraska	R	\$400,000	\$1,408,000	\$1,808,000	12	32.9	\$3,248,912
99TF604	Southeast Nebraska Affordable Housing Council	Plattsmouth	R	\$190,752	\$457,332	\$648,084	6	11.8	\$1,164,584

Grant Number	Name of Recipient	Location(s)	Activity	Amount Awarded	Leverage Amount	Total Project Cost	Units Completed	Employment Generated	Community Investment
99TF609	Southeast Nebraska Affordable Housing Council	Seward	NC	\$473,464	\$1,348,103	\$1,821,567	12	24.7	\$2,756,730
99TF610	Gage County Economic Dev. Corp.	Beatrice	NC	\$437,176	\$1,382,466	\$1,819,642	12	26.1	\$2,745,840
99TF612	City of Seward	Seward	NC	\$215,000	\$898,863	\$1,113,863	14	15.1	\$1,685,703
99TF701	Christmas in April - Omaha	Omaha	R	\$146,000	\$79,000	\$225,000	79	5.1	\$543,392
99TF706	City of Omaha	Omaha	DP	\$500,000	\$4,770,000	\$5,270,000	6	89.4	\$10,692,415
99TF708	Immanuel Elderly Housing	Omaha	NC	\$250,000	\$4,139,777	\$4,389,777	50	74.5	\$8,906,511
99TF801	Christmas in April - Lincoln	Lincoln	R	\$33,000	\$31,833	\$64,833	8	1.5	\$147,502
99TF802	City of Lincoln	Lincoln	R	\$200,000	\$207,000	\$407,000	11	9.6	\$925,968
99TF803	Lincoln Action Program	Lincoln	NC	\$80,000	\$178,000	\$258,000	16	4.5	\$563,693
99TFPD102	Scotts Bluff County Housing Authority	Scotts Bluff County	PD	\$15,650	\$0	\$15,650	NA	0.6	\$35,699
99TFPD602	Southeast Nebraska Affordable Housing Council	Plattsmouth	PD	\$10,000	\$1,000	\$11,000	NA	0.4	\$22,004
99TFPD603	Nemaha County Economic Dev. Alliance	Nemaha	PD	\$9,000	\$1,000	\$10,000	NA	0.4	\$18,639
99TFPD606	23 Preservation Foundation	Fairbury	PD	\$20,000	\$0	\$20,000	NA	0.9	\$38,223
99TFPD702	Community Housing and Services Corp.	Omaha	PD	\$20,000	\$172,245	\$192,245	NA	7.7	\$533,432

Grant Number	Name of Recipient	Location(s)	Activity	Amount Awarded	Leverage Amount	Total Project Cost	Units Completed	Employment Generated	Community Investment
99TFPD801	Daywatch	Lincoln	PD	\$20,000	\$2,000	\$22,000	NA	1.0	\$55,501
99TFTA101	High Plains Community Dev. Corp.	Dawes, Sheridan, Sioux & Box Butte Counties	TA	\$27,785	\$27,785	\$55,570	NA	2.1	\$95,323
99TFTA201	Central Nebraska Community Services, Inc.	Loup City	TA	\$16,823	\$0	\$16,823	NA	0.6	\$25,711
99TFTA401	Mid-Nebraska Community Services	Kearney	TA	\$25,000	\$66,417	\$91,417	NA	5.1	\$180,465
99TFTA501	Wayne County HDC	Wayne	TA	\$4,540	\$2,412	\$6,952	NA	0.3	\$13,283
99TFTA504	Northeast Housing Initiative	Cedar, Dixon & Pierce Counties	TA	\$26,980	\$27,200	\$54,180	NA	0.7	\$76,242
99TFTA505	Three Rivers Dev. Corp. (Burt/Washington County CHDO)	Tekamah	TA	\$25,000	\$0	\$25,000	NA	0.7	\$51,546
99TFTA601	Blue Valley Community Action	Fairbury	TA	\$25,000	\$3,571	\$28,571	NA	1.3	\$54,604
99TFTA602	Blue Valley Community Action	Fairbury	TA	\$25,000	\$95,648	\$120,648	NA	5.3	\$230,578
99TFTA701	Omaha 100, Inc.	Omaha	TA	\$25,000	\$141,000	\$166,000	NA	6.5	\$460,195
99TFTA702	Omaha Economic Dev. Corp.	Omaha	TA	\$25,000	\$25,000	\$50,000	NA	2.0	\$138,613
99TFTA703	South Omaha Affordable Housing Corp.	Omaha	TA	\$25,000	\$98,622	\$123,622	NA	4.9	\$312,712
99TFTA704	Family Housing Advisory Services	Omaha	TA	\$25,000	\$179,400	\$204,400	NA	8.1	\$566,651

Grant Number	Name of Recipient	Location(s)	Activity	Amount Awarded	Leverage Amount	Total Project Cost	Units Completed	Employment Generated	Community Investment
99TFTA712	Housing and Neighborhood Developers	Omaha	TA	\$24,000	\$139,500	\$163,500	NA	6.4	\$453,264
99TFTA802	Nebraska Association of CHDOs	Statewide	TA	\$25,000	\$67,772	\$92,772	NA	4.4	\$232,429
99TFTA902	Nee-Shock-Ha-Chee CDC	Winnebago	TA	\$30,872	\$80,163	\$111,035	NA	2.2	\$177,193
00TFATP001	GPPVA Education Center	Statewide	R	\$200,000	\$0	\$200,000	12	4.8	\$482,438
00TFHP102	Panhandle Community Services	Cheyenne County	DP	\$142,494	\$1,294,000	\$1,436,494	2	22.0	\$2,179,825
00TFHP103	High Plains CDC	Dawes, Sheridan, Sioux & Box Butte Counties	DP	\$158,500	\$37,425	\$195,925	14	7.4	\$336,083
00TFHP201	CORE Dev.	Holt County	R/DP	\$250,000	\$167,500	\$417,500	18	7.8	\$684,987
00TFHP203	City of Sargent	Merna, Anselmo, Comstock & Sargent	R	\$400,000	\$36,000	\$436,000	12	14.2	\$1,441,408
00TFHP301	City of Imperial	Imperial	R	\$52,600	\$157,800	\$210,400	1	4.0	\$374,052
00TFHP303	SW NE Community Betterment Corp.	Chase, Dundy, Hayes, Hitchcock & Perkins County	R/DP	\$255,350	\$131,850	\$387,200	14	7.4	\$688,369
00TFHP505	City of Wakefield	Wakefield	DP	\$314,650	\$900,000	\$1,214,650	14	13.3	\$1,585,300
00TFHP506	City of Dakota City	Dakota City	DP	\$158,700	\$1,124,000	\$1,282,700	10	14.7	\$1,866,596
00TFHP507	CORE Dev.	Antelope County	DP	\$55,994	\$109,725	\$165,719	12	2.2	\$234,612

Grant Number	Name of Recipient	Location(s)	Activity	Amount Awarded	Leverage Amount	Total Project Cost	Units Completed	Employment Generated	Community Investment
00TFHP601	Blue Valley Community Action	Butler, Fillmore, Gage, Polk, Jefferson, Saline, Seward, Thayer, & York Counties	DP	\$300,000	\$3,090,910	\$3,390,910	60	48.5	\$5,116,885
00TFHP701	City of Omaha	Omaha	DP	\$676,762	\$1,036,200	\$1,712,962	39	67.5	\$4,748,776
00TFHP801	City of Lincoln	Lincoln	DP/R/NC	\$349,804	\$2,720,000	\$3,069,804	5	58.2	\$6,254,063
00TFHP901	Northern Ponca Housing Authority	Federal Designated Service Area	R	\$192,000	\$17,100	\$209,100	5	4.8	\$425,450
00TFPD401	City of Genoa	Genoa	PD	\$4,500	\$2,200	\$6,700	NA	0.3	\$31,512
00TFPD501	City of Crofton	Crofton	PD	\$4,500	\$500	\$5,000	NA	0.1	\$10,835
00TFPD601	Greater Wahoo Dev. Foundation	Wahoo	PD	\$20,000	\$2,742	\$22,742	NA	0.7	\$45,286
00TFRH102	Scotts Bluff County Housing Authority	Scotts Bluff County	NC	\$163,500	\$474,500	\$638,000	7	10.3	\$1,114,203
00TFRH202	City of Albion	Albion	NC	\$221,500	\$411,061	\$632,561	8	8.3	\$895,530
00TFRH302	Bethpage, Inc.	Lexington & Holdrege	NC	\$40,000	\$543,583	\$583,583	6	11.6	\$1,075,418
00TFRH402	Hastings/ Adams County HDC	Hastings	NC	\$168,500	\$1,477,251	\$1,645,751	16	25.3	\$2,858,269
00TFRH502	Catholic Charities	Columbus	NC	\$250,000	\$0	\$250,000	24	3.4	\$399,309
00TFRH503	Northeast Housing Initiative	West Point	NC	\$164,958	\$485,042	\$650,000	8	7.6	\$878,456
00TFRH504	Columbus Dev. Corp.	Columbus	NC	\$460,693	\$1,413,851	\$1,874,544	12	25.6	\$2,994,092

Grant Number	Name of Recipient	Location(s)	Activity	Amount Awarded	Leverage Amount	Total Project Cost	Units Completed	Employment Generated	Community Investment
00TFRH505	Good Sheppard Assisted Living Center	Blair	NC	\$27,538	\$1,360,733	\$1,388,271	20	15.8	\$2,066,743
00TFRH603	Southeast Community College	Beatrice	NC	\$131,251	\$902,779	\$1,034,030	10	14.4	\$1,560,500
00TFRH609	Seward County Housing Corp.	Seward	NC	\$373,000	\$935,546	\$1,308,546	16	17.8	\$1,980,332
00TFRH610	Nemaha County Economic Dev. Alliance	Johnson, Auburn & Nemaha	NC	\$400,000	\$1,299,421	\$1,699,421	16	5.3	\$602,369
00TFRH701	Douglas County Housing Authority	Omaha	NC	\$200,000	\$2,057,103	\$2,257,103	20	37.3	\$4,581,940
00TFRH702	South Omaha Affordable Housing Corp.	Omaha	NC	\$340,980	\$3,776,020	\$4,117,000	30	68.1	\$8,357,548
00TFRH801	Lincoln Civic Housing	Lincoln	NC	\$350,000	\$6,012,609	\$6,362,609	20	107.9	\$12,187,190
00TFSD101	Panhandle Community Services	Sidney	DP	\$150,000	\$3,206,200	\$3,356,200	9	51.3	\$5,092,907
00TFSD102	Scotts Bluff County Housing Authority	Gering	I	\$200,000	\$290,500	\$490,500	15	11.5	\$845,228
00TFSD501	City of Norfolk	Norfolk	I	\$400,000	\$5,347,165	\$5,747,165	32	97.8	\$10,015,268
00TFTA301	SW NE Community Betterment Corp.	Grant	TA	\$25,000	\$0	\$25,000	NA	0.9	\$42,872
00TFTA701	Holy Name Housing Corp.	Omaha	TA	\$25,000	\$127,847	\$152,847	NA	5.9	\$426,945
00TFTA704	Omaha Habitat for Humanity	Omaha	TA	\$25,000	\$65,000	\$90,000	NA	6.3	\$454,573

Grant Number	Name of Recipient	Location(s)	Activity	Amount Awarded	Leverage Amount	Total Project Cost	Units Completed	Employment Generated	Community Investment
00TFTA705	Family Housing Advisory Services	Omaha	TA	\$25,000	\$259,000	\$284,000	NA	11.0	\$793,298
00TFTA802	Nebraska Housing Resource	Lincoln	TA	\$25,000	\$25,000	\$50,000	NA	0.8	\$95,771
00TFTA901	Native Council on Economic and CD	Walthill	TA	\$25,000	\$40,000	\$65,000	NA	1.3	\$106,352
01TFATP001	GPPVA Education Center	Statewide	R	\$200,000	\$0	\$200,000	5	4.8	\$482,438
01TFHP001	Nebraska Housing Resource	Statewide	NC	\$100,000	\$53,250	\$153,250	4	3.7	\$369,668
01TFHP202	City of Atkinson	Atkinson, Emmet, Spencer, Bristow, Butte & Lynch	DP/R	\$400,000	\$427,500	\$827,500	18	11.3	\$1,166,969
01TFHP302	SW NE Community Betterment Corp.	Chase, Dundy, Hayes, Hitchcock & Perkins County	R	\$333,900	\$116,900	\$450,800	21	8.6	\$801,438
01TFHP402	Hastings/ Adams County HDC	Hastings	DP	\$94,500	\$553,000	\$647,500	10	9.8	\$1,124,550
01TFHP403	Mid-Nebraska Community Action	Buffalo County	R	\$400,000	\$36,400	\$436,400	17	7.0	\$741,954
01TFHP501	Village of Leigh	Burt, Cedar, Colfax, Cuming, Dixon, Dodge, Madison, Pierce, Platte, Stanton, Thurston & Wayne Counties	DP	\$400,000	\$1,586,172	\$1,986,172	29	25.9	\$2,657,532

Grant Number	Name of Recipient	Location(s)	Activity	Amount Awarded	Leverage Amount	Total Project Cost	Units Completed	Employment Generated	Community Investment
01TFHP503	Elkhorn Valley CDC	Norfolk	R/DP	\$410,000	\$1,575,000	\$1,985,000	18	33.8	\$3,459,150
01TFHP701	City of Omaha	Omaha	NC	\$445,238	\$0	\$445,238	32	7.8	\$905,100
01TFHP801	City of Lincoln	Lincoln	NC	\$230,134	\$667,000	\$897,134	12	4.1	\$441,611
01TFIN602	Blue Valley Community Action	Wymore	SI	\$50,000	\$15,000	\$65,000	2	0.9	\$98,085
01TFPD605	Syracuse Housing Dev.	Syracuse	PD	\$17,000	\$0	\$17,000	NA	0.3	\$25,653
01TFPD606	Beatrice Housing Agency	Beatrice	PD	\$17,500	\$0	\$17,500	NA	0.2	\$26,407
01TFPD801	Southeast Nebraska Affordable Housing Council	Lincoln	PD	\$56,380	\$0	\$56,380	NA	1.0	\$108,189
01TFRH104	Cirrus House, Inc.	Scottsbluff	NC	\$385,181	\$1,788,416	\$2,173,597	29	35.0	\$3,795,981
01TFRH201	Keyapaha Housing Corp.	Valentine	NC	\$50,000	\$538,015	\$588,015	8	8.0	\$829,239
01TFRH202	Pilgrim/OEDC Dev. Corp.	Omaha	NC	\$50,000	\$50,000	\$0	20	1.9	\$139,665
01TFRH301	Keith County Housing Dev. Corp.	Ogallala	NC	\$401,400	\$961,812	\$1,363,212	16	24.1	\$2,078,731
01TFRH501	Fremont Housing Authority	Fremont	NC	\$376,000	\$4,055,692	\$4,431,692	39	75.4	\$7,722,866
01TFRH701	New Creations	Omaha	NC	\$100,000	\$0	\$100,000	19	3.9	\$279,330
01TFTA001	Nebraska Housing Resource	Statewide	OS	\$40,000	\$4,000	\$44,000	NA	0.8	\$84,433
01TFTA301	SW NE Community Betterment Corp.	Grant	OS	\$25,000	\$0	\$25,000	NA	0.9	\$42,872

Grant Number	Name of Recipient	Location(s)	Activity	Amount Awarded	Leverage Amount	Total Project Cost	Units Completed	Employment Generated	Community Investment
01TFTA502	Native Council on Economic and CD	Macy & Walthill	OS	\$25,000	\$0	\$25,000	NA	0.5	\$40,905
01TFTA702	South Omaha Affordable Housing Corp.	Omaha	OS	\$25,000	\$0	\$25,000	NA	1.0	\$69,833
01TFTA703	Family Housing Advisory Services	Omaha	OS	\$25,000	\$0	\$25,000	NA	1.0	\$69,833
01TFTA704	Omaha 100, Inc.	Omaha	OS	\$25,000	\$0	\$25,000	NA	1.0	\$69,833
01TFTA801	Nebraska Association of CHDOs	Statewide	OS	\$25,000	\$123,325	\$148,325	NA	1.0	\$115,883
02TFHP001	Nebraska Housing Developers	Statewide	OS	\$200,000	\$16,800	\$216,800	NA	5.2	\$522,963
02TFHP103	Housing Authority - Scotts Bluff	Gering	NC	\$200,000	\$86,830	\$286,830	5	6.7	\$494,289
02TFHP302	West Central Nebraska Dev. Dist.	Brady, Farnam, Maxwell	NC	\$135,000	\$213,000	\$348,000	1	4.4	\$514,509
02TFHP306	SW NE Community Betterment Corp.	Grant	NC	\$154,000	\$0	\$154,000	12	1.9	\$219,942
02TFHP308	Keith County Housing Dev. Corp.	Ogallala	DP	\$31,000	\$0	\$31,000	5	0.6	\$62,216
02TFHP507	City of Norfolk	Norfolk	NC	\$531,800	\$1,532,300	\$2,064,100	6	35.1	\$3,596,994
02TFHP601	City of Seward	Seward	DP	\$308,000	\$1,100,000	\$1,408,000	21	19.1	\$2,130,844
02TFHP701	City of Omaha	Omaha	NC/R	\$352,200	\$2,224,000	\$2,576,200	0	43.7	\$5,226,907
02TFHP801	Nebraska Housing Resource	Statewide	NC	\$200,000	\$20,000	\$220,000	3	3.5	\$421,392

Grant Number	Name of Recipient	Location(s)	Activity	Amount Awarded	Leverage Amount	Total Project Cost	Units Completed	Employment Generated	Community Investment
02TFHP802	City of Lincoln	Lincoln	NC	\$244,800	\$560,000	\$804,800	9	15.3	\$1,639,815
02TFRH301	Lincoln County CDC	North Platte	NC	\$400,000	\$3,592,664	\$3,991,664	49	66.2	\$6,796,987
02TFRH302	NAF Senior Housing II, Inc.	Imperial	NC	\$50,000	\$625,700	\$675,700	8	12.8	\$1,201,269
02TFRH503	Fremont Housing Authority	Fremont	NC	\$400,000	\$2,280,500	\$2,680,500	32	45.6	\$4,671,160
02TFRH603	City of Beatrice	Beatrice	R	\$250,000	\$2,230,000	\$2,480,000	0	36.8	\$3,748,484
02TFRH608	Syracuse Housing Dev.	Syracuse	NC	\$292,005	\$864,000	\$1,156,005	12	20.4	\$1,744,412
02TFTA103	High Plains CDC	Chadron area	OS	\$114,000	\$3,400	\$117,400	NA	1.4	\$64,155
02TFTA301	Keith County CDC	Ogallala	OS	\$10,325	\$13,942	\$24,267	NA	0.2	\$17,235
02TFTA302	SW NE Community Betterment Corp.	Grant	OS	\$74,000	\$3,400	\$77,400	NA	0.6	\$53,414
02TFTA303	Lincoln County CDC	North Platte	OS	\$114,000	\$20,000	\$134,000	NA	0.9	\$91,950
02TFTA306	McCook Economic Dev. Corp.	McCook	OS	\$118,378	\$4,000	\$122,378	NA	0.7	\$70,499
02TFTA401	Mid-Nebraska Community Services	Kearney	OS	\$120,000	\$4,000	\$124,000	NA	0.7	\$74,807
02TFTA402	Hastings/ Adams County HDC	Hastings	OS	\$114,000	\$3,400	\$117,400	NA	0.6	\$64,955
02TFTA501	Wayne County CDC	Wayne	OS	\$20,000	\$20,000	\$40,000	NA	0.4	\$52,206
02TFTA502	Northeast Housing Initiative	Cedar, Dixon, Knox & Pierce Counties	OS	\$114,000	\$57,000	\$171,000	NA	1.2	\$128,055

Grant Number	Name of Recipient	Location(s)	Activity	Amount Awarded	Leverage Amount	Total Project Cost	Units Completed	Employment Generated	Community Investment
02TFTA503	Ho-Chunk Community Dev. Corp.	Winnebago	OS	\$125,000	\$4,000	\$129,000	NA	0.7	\$70,430
02TFTA504	Three Rivers Dev. Corp. (Burt / Washington County CHDO)	Burt/ Washington County	OS	\$120,000	\$0	\$120,000	NA	0.7	\$69,705
02TFTA505	Elkhorn Valley CDC	Norfolk	OS	\$114,000	\$3,400	\$117,400	NA	0.6	\$65,175
02TFTA601	Blue Valley Community Action, Inc.	Fairbury	OS	\$114,000	\$3,400	\$117,400	NA	0.5	\$56,436
02TFTA602	SE Nebraska Affordable Housing	Lincoln	OS	\$20,000	\$20,000	\$40,000	NA	0.7	\$71,878
02TFTA702	S. Omaha Afford Housing Corp.	Omaha	OS	\$20,000	\$30,205	\$50,205	NA	2.0	\$140,225
02TFTA703	Omaha 100, Inc.	Omaha	OS	\$20,000	\$20,000	\$40,000	NA	0.7	\$81,314
02TFTA704	Family Housing Advisory Services	Omaha	OS	\$20,000	\$20,000	\$40,000	NA	0.7	\$81,314
02TFTA801	Nebraska Housing Resource	Statewide	OS	\$114,000	\$3,400	\$117,400	NA	0.6	\$71,637
02TFTA802	Lincoln Action Program	Lancaster and Saunders Counties	OS	\$80,000	\$28,700	\$108,700	NA	1.2	\$150,100
02TFTA803	Nebraska Association of CHDOs	Statewide	OS	\$129,000	\$3,400	\$132,400	NA	0.7	\$81,714
03TFDH501	Northeast NE Econ. Dev. District	Coleridge	NC	\$116,000	\$11,500	\$127,500	0	3.1	\$259,331
03TFDH601	Blue Valley Community Action	Deshler	NC	\$197,000	\$390,000	\$587,000	0	8.4	\$886

Grant Number	Name of Recipient	Location(s)	Activity	Amount Awarded	Leverage Amount	Total Project Cost	Units Completed	Employment Generated	Community Investment
03TFHP204	Northeast Housing Initiative	Knox County	R	\$200,000	\$16,800	\$216,800	1	5.2	\$440,965
03TFHP303	Keith County	Keith County	DP	\$56,000	\$400,000	\$456,000	7	8.0	\$691,949
03TFHP601	Lincoln Action Program	Lancaster County	DP	\$400,000	\$2,846,000	\$3,246,000	0	56.6	\$7,092,044
03TFRH201	Village of Page	Page	NC	\$95,300	\$72,300	\$167,600	2	2.8	\$292,067
03TFRH501	City of Norfolk	Norfolk	NC	\$400,000	\$1,776,500	\$2,176,500	24	37.2	\$3,792,871
03TFRH605	Southeast Nebraska Affordable Housing Council	Syracuse & Tecumseh	NC	\$450,000	\$1,360,480	\$1,810,480	0	31.9	\$2,732,015
03TFRH607	MLH Nebraska Housing Corp.	Lincoln & York	NC	\$100,000	\$1,154,826	\$1,254,826	10	23.8	\$2,556,763
03TFRH902	Omaha Tribal Housing Authority	Macy	NC	\$307,000	\$3,034,681	\$3,341,681	0	43.7	\$4,776,859
	South Central Behavioral Services	Hastings	NC	\$300,000	\$1,500,000	\$1,800,000	0	27.7	\$3,126,162
03TFTA103	Western Nebraska Housing Opportunities	Scotts Bluff County	OS	\$40,000	\$4,000	\$44,000	NA	1.0	\$75,824
03TFTA502	Wayne CHDO	Pender, Homer, Jackson, Hubbard, and Cumming County	OS	\$80,000	\$4,000	\$84,000	NA	1.9	\$84,070
03TFTA603	SE Nebraska Affordable Housing	Lincoln	OS	\$40,000	\$4,000	\$44,000	NA	1.6	\$88,016
04TFDH601	Lincoln Action Program	Southern Lancaster County including Hallam	R	\$400,000	\$40,000	\$440,000	0	7.7	\$961,337

Grant Number	Name of Recipient	Location(s)	Activity	Amount Awarded	Leverage Amount	Total Project Cost	Units Completed	Employment Generated	Community Investment
04TFDH602	Blue Valley Community Action	Gage, Saline and Cass Counties	R	\$400,000	\$174,000	\$574,000	0	7.8	\$866,166
04TFHO207	CORE Dev.	Brunswick, Chambers, Clearwater, Elgin, Ewing, Inman, Oakdale, Orchard, Page, Royal and Neligh	R	\$300,000	\$30,000	\$330,000	0	4.4	\$467,188
04TFHP103	Western Nebraska Housing Opportunities	Scotts Bluff County	DP	\$146,600	\$736,000	\$882,600	0	14.2	\$1,541,372
04TFHP202	Northeast Housing Initiative	Knox County	R	\$119,980	\$200,550	\$320,530	0	7.7	\$651,949
04TFHP305	SW NE Community Betterment Corp.	Perkins, Chase, Dundy, Hitchcock and Hayes Counties	R	\$170,000	\$14,490	\$184,490	0	3.5	\$327,989
04TFHP703	City of Omaha	Omaha	NC	\$416,000	\$661,000	\$1,077,000	0	18.3	\$2,185,148
04TFHP802	Neighborhoods, Inc.	Lincoln	NC	\$270,000	\$1,378,541	\$1,648,541	0	31.3	\$3,358,974
04TFHP803	Neighborhoods, Inc.	Lincoln	DP	\$280,000	\$1,867,741	\$2,147,741	0	40.8	\$4,376,116
04TFTA902	ISANTI Comm. Res. Org.	Santee	OS	\$40,000	\$16,640	\$56,640	NA	0.9	\$90,662
04TFTA903	Native Council on Economic & CD	Walthill	OS	\$40,000	\$69,984	\$109,984	NA	1.7	\$176,049
05TFHP109	High Plains CDC	Chadron, Crawford, Harrison, Alliance, Hemingford, Gordon, Rushville and Hay Springs	DPA	\$120,000	\$26,800	\$146,800	18	5.5	\$251,816

Grant Number	Name of Recipient	Location(s)	Activity	Amount Awarded	Leverage Amount	Total Project Cost	Units Completed	Employment Generated	Community Investment
05TFHO351	Lincoln County CDC	Brady, Hershey, Maxwell, North Platte, Sutherland, Wallace and Wellfleet	OOR	\$100,000	\$30,000	\$130,000	5	2.2	\$221,363
05TFHP316	McCook EDC	McCook	PRR	\$200,000	\$93,300	\$293,300	6	4.6	\$469,941
05TFHO318	Community Action Partnership of Mid-Nebraska	Furnas, Frontier, Red Willow counties	OOR	\$300,000	\$15,000	\$315,000	18	4.9	\$504,710
05TFHP148	Western Nebraska Housing Opportunities	Scotts Bluff county	PRR	\$200,000	\$116,000	\$316,000	7	5.1	\$551,862
05TFTA101	High Plains CDC	Western Nebraska	OS	\$50,000	\$34,872	\$84,872	0	3.2	\$145,587
05TFHP103	Western Nebraska Housing Opportunities	Scotts Bluff county	DPA	\$146,600	\$736,000	\$882,600	8	14.2	\$1,541,372
05TFHO624	Beatrice	Beatrice	OOR	\$500,000	\$5,000	\$505,000	11	7.5	\$763,300
05TFHP821	NeighborhoodWorks	Lincoln	DPA/Rehab	\$400,000	\$1,932,000	\$2,332,000	10	44.3	\$4,751,551
05TFHP822	NeighborhoodWorks	Lincoln	NC	\$300,000	\$1,084,703	\$1,384,703	18	26.3	\$2,821,392
05TFRH626	Southeast Affordable Housing Council	Nebraska City, Auburn	NC	\$350,000	\$1,917,175	\$2,467,175	15	43.5	\$3,772,968
05TFHP611	Southeast Nebraska Community Action	Nemaha, Otoe, Richardson, Saunders Counties	DPA/Rehab	\$350,000	\$978,400	\$1,328,400	16	20.0	\$2,096,006

Grant Number	Name of Recipient	Location(s)	Activity	Amount Awarded	Leverage Amount	Total Project Cost	Units Completed	Employment Generated	Community Investment
05TFTA244	Central Nebraska Economic Dev., Inc.	Blaine, Boyd, Cherry, Custer, Garfield, Greely, Holt, Howard, Keya Paha, Loup, Rock, Sherman, Valley and Wheeler Counties	OS	\$120,000	\$24,372	\$144,372	0	0.6	\$60,654
05TFHP427	Housing Dev. Corp.	Hastings	NC	\$263,000	\$869,000	\$1,132,000	8	17.1	\$1,966,009
05TFHO417	Community Action Partnership of Mid-Nebraska	Franklin, Webster Counties	OOD	\$250,000	\$24,000	\$274,000	12	4.3	\$439,018
05TFHP215	CORE, Inc.	Antelope, Holt Counties	DPA	\$192,000	\$375,000	\$567,000	14	7.5	\$802,714
05TFHO254	CORE, Inc.	Antelope, Holt Counties	OOD	\$200,000	\$20,000	\$220,000	9	2.9	\$311,459

Grant Number	Name of Recipient	Location(s)	Activity	Amount Awarded	Leverage Amount	Total Project Cost	Units Completed	Employment Generated	Community Investment
05TFRH402	Sutton Housing Agency	Sutton	NC	\$337,000	\$689,900	\$1,026,900	8	13.5	\$1,453,804
05TFHO252	Northeast Economic Dev., Inc.	Boone, Antelope, Holt Counties	OOD	\$200,000	\$16,300	\$216,300	9	2.9	\$304,377
05TFPD412	Housing	Harvard	PD	\$136,000	\$15,000	\$151,000	0	1.9	\$219,374
05TFDH401	Housing Dev. Corp.	Hall, Adams Counties	DH	\$738,000	\$0	\$738,000	82	12.8	\$1,332,807
05TFHO534	Norfolk	Norfolk	OOD	\$196,500	\$0	\$196,500	9	3.3	\$342,430
05TFHO553	Northeast Economic Dev., Inc.	Burt, Cedar, Colfax, Cuming, Dakota, Dixon and Dodge Counties Rural Douglas, Madison, Pierce, Stanton, Thurston, Washington and Wayne	OOD	\$300,000	\$24,000	\$324,000	14	4.3	\$455,932
05TFHO750	Omaha	OIC, Highland South Neighborhoods in Omaha	OOD	\$766,800	\$125,000	\$891,800	36	15.2	\$1,809,392
05TFHP746	Omaha	Charles Place Dev. in Omaha	DPA	\$551,200	\$1,335,200	\$1,886,400	12	32.1	\$3,827,357
05TFHP535	Wayne	Wayne	DPA	\$178,000	\$720,000	\$898,000	8	9.0	\$1,172,025
05TFRH504	Wisner	Wisner	Rental	\$70,000	\$70,000	\$140,000	8	1.4	\$182,721
05TFRH503	Progress Corp.	Oakland	Rental	\$49,500	\$49,500	\$99,000	16	1.0	\$129,210
05TFRH751	Midwest Housing Equity Group		NC	\$190,000	\$3,145,000	\$3,335,000	18	56.8	\$6,766,452
05TFHO1001	Nebraska Housing Developers Assoc.	Statewide	OOD	\$200,000	\$220,000	\$420,000	22	2.1	\$246,870

Grant Number	Name of Recipient	Location(s)	Activity	Amount Awarded	Leverage Amount	Total Project Cost	Units Completed	Employment Generated	Community Investment
06TFHO409	Housing Dev. Corp.	Adams, Clay, Hall, Nuckols, Webster Counties	OOR	\$236,000	\$44,000	\$280,000	8	4.9	\$505,672
06TFHO502	Rebuilding Together	Omaha	OOR	\$159,000					
06TFHO835	Lincoln Action Program	Lincoln	OOR	\$257,900	\$4,300	\$262,200	9	5.0	\$534,244
06TFHP101	High Plains CDC	Box Butte, Dawes, Sheridan, & Sioux Counties	DPA	\$100,000	\$40,000	\$140,000	2	2.2	\$237,033
06TFHP2107	Northeast Housing Initiative	Knox, Antelope counties	PRR	\$150,000	\$260,000	\$410,000	8	9.8	\$833,928
06TFHP326	McCook Economic Dev. Corp.	McCook	PRR	\$95,400	\$0	\$95,400	30	1.5	\$161,521
06TFHP401	Housing Dev. Corp.	Harvard	PRR/DP	\$284,000	\$424,000	\$708,000	13	8.9	\$1,028,588
06TFHP413	Ravenna	Ravenna	DP	\$202,800	\$534,750	\$737,550	6	11.8	\$1,253,960
06TFHP555	Stanton	Stanton	NC/DP	\$237,800	\$370,949	\$608,749	3	8.1	\$856,630
06TFHP577	Norfolk	Norfolk	NC	\$400,000	\$4,563,500	\$4,963,500	35	84.8	\$8,649,628
06TFHP579	Pender Economic Dev.	Pender	NC/DP	\$115,400	\$83,600	\$199,000	2	3.1	\$318,535

Grant Number	Name of Recipient	Location(s)	Activity	Amount Awarded	Leverage Amount	Total Project Cost	Units Completed	Employment Generated	Community Investment
06TFHP581	Northeast Economic Dev.	Burt, Cedar, Colfax, Cuming, Dakota, Dixon, Dodge, Douglas, Madison, Pierce, Platte, Stanton, Thurston, Washington, Wayne Counties	DP	\$365,700	\$45,300	\$411,000	17	5.5	\$578,358
06TFHP631	York Housing Authority	York	DP	\$342,000	\$1,000,000	\$1,342,000	8	25.5	\$2,734,384
06TFHP643	Thayer County	Thayer County	DP	\$250,000	\$512,000	\$762,000	8	3.2	\$366,305
06TFHP759	Omaha	Omaha	NC/DP	\$800,000	\$2,090,000	\$2,890,000	18	49.2	\$5,863,582
06TFHR801	Lincoln	Lincoln	OOR	\$250,000	\$32,500	\$282,500	33	5.4	\$575,606

Grant Number	Name of Recipient	Location(s)	Activity	Amount Awarded	Leverage Amount	Total Project Cost	Units Completed	Employment Generated	Community Investment
06TFHP832	Neighborhoods, Inc.	Lincoln	PRR/DP	\$320,000	\$965,500	\$1,285,500	11	24.4	\$2,619,262
06TFHP834	Lincoln Action Program	Clinton Neighborhood	PRR	\$398,600	\$423,400	\$822,000	7	15.6	\$1,674,860
06TFDR617	Blue Valley Community Action	Hebron	DR	\$194,700	\$5,500	\$200,200	8	0.9	\$96,239
06TFDR618	Blue Valley Community Action	Beatrice	DR	\$404,400	\$6,500	\$410,900	16	6.1	\$621,069
06TFDR701	Midwest Housing Dev. Fund, Inc.	3525 Evans, Omaha	DR	\$230,745	\$9,755	\$240,500	18	4.1	\$487,956
06TFDR833	Lincoln Action Program	Jonna Court, Lincoln	DR	\$516,471	-\$305,471	\$211,000	8	4.0	\$429,921
06TFRH101	Cirrus House, Inc.	Scottsbluff	NC	\$72,725	\$1,011,803	\$1,084,528	8	17.4	\$1,894,019
06TFRH5112	Douglas County Housing Authority	Valley	NC	\$600,000	\$1,661,882	\$2,261,882	12	38.5	\$4,589,180
06TFRH701	New Community Dev. Corp.	Omaha	NC	\$300,000	\$8,221,632	\$8,521,632	51	145.0	\$17,289,720
06TFRH9103	Southeast NE Affordable Housing Council	Crete	NC	\$432,551	\$2,756,134	\$3,188,685	24	43.3	\$4,811,726
06TFDR9102	Gordon Housing Authority	Gordon	R	\$150,000	\$0	\$150,000	5	2.4	\$253,963
06TFRH1093	Panhandle Community Services	Sidney	NC	\$100,000	\$620,100	\$720,100	6	11.5	\$1,219,194
06TFTA9001	NE Housing Developers Association	Statewide	OS	\$20,000	\$52,000	\$72,000		1.2	\$121,902
06TFTA1001	NE Housing Developers Association	Statewide	OS	\$80,000	\$18,723	\$98,723	0	0.3	\$34,517

Grant Number	Name of Recipient	Location(s)	Activity	Amount Awarded	Leverage Amount	Total Project Cost	Units Completed	Employment Generated	Community Investment
06TFTA157	Panhandle Community Services	Banner, Cheyenne, Deuel, Garden, Kimball, Morrill, Scotts Bluff Counties	OS	\$40,000	\$48,500	\$88,500	0	1.4	\$154,556
06TFTA192	High Plains CDC	Box Butte, Dawes, Sheridan, Sioux Counties	OS	\$50,000	\$52,659	\$102,659	0	3.8	\$176,098
06TFTA307	Community Action Partnership of Mid-Nebraska	Frontier, Furnas, Gosper Counties	OS	\$20,000	\$20,000	\$40,000	0	0.2	\$16,023
06-TFTA323	McCook Economic Dev. Corp.	McCook	OS	\$64,000	\$90,000	\$154,000	0	2.4	\$246,747
06TFTA364	Keith County HDC	Keith County	OS	\$80,000	\$1,250	\$81,250	0	0.7	\$62,901
06TFTA374	Lincoln County CDC	Lincoln County	OS	\$80,000	\$22,500	\$102,500	0	1.1	\$106,425
06TFTA406	Community Action Partnership of Mid-Nebraska	Adams, Buffalo, Clay, Franklin, Harlan, Kearney, Nuckolls, Phelps, Webster Counties	OS	\$60,000	\$0	\$60,000	0	0.5	\$54,179
06TFTA528	Wayne Community HDC	Wayne, Cuming, Thurston Counties	OS	\$120,000	\$31,000	\$151,000	0	0.7	\$92,666
06TFTA705	GESU Housing	Clifton Hills in Omaha	OS	\$80,000	\$86,000	\$166,000	0	2.1	\$255,644
06TFTA721	Midwest Housing Dev. Fund, Inc.	Omaha	OS	\$120,000	\$161,800	\$281,800	0	3.4	\$409,436
06TFTA744	Builder Foundation	Omaha	OS	\$40,000	\$37,000	\$77,000	0	1.3	\$156,227

Grant Number	Name of Recipient	Location(s)	Activity	Amount Awarded	Leverage Amount	Total Project Cost	Units Completed	Employment Generated	Community Investment
06TFTA9100	Omaha	Omaha	OS	\$31,800	\$30,000	\$61,800	0	1.1	\$125,387
06TFTA950	Nebraska Housing Developers Association	Statewide	OS	\$10,600	\$10,600	\$21,200	0	0.1	\$12,461
06TFTA952	Nebraska Housing Developers Association	Statewide	OS	\$48,400	\$63,600	\$112,000	0	0.6	\$65,832
06TFTA994	High Plains CDC	Western Nebraska	OS	\$20,000	\$0	\$20,000	0	0.8	\$34,307
06TFTA9104	Northeast Economic Dev.	Platte Center	OS	\$3,200	\$0	\$3,200	0	0.7	\$74,722
06TFHP998	Omaha	Omaha	OS	\$249,100	\$0	\$249,100	0	1.1	\$125,387
07TFTA1013	High Plains CDC	Chadron	TA	\$60,000	\$68,400	\$128,400	0	4.8	\$220,253
07TFTA9074	NHDA	Statewide	TA	\$22,000	\$0	\$22,000	0	0.1	\$12,931
07TFTA5096	ISANTI	Santee	TA	\$120,000	\$0	\$120,000	0	1.9	\$192,081
07TFTHP1014	High Plains CDC	Dawes, Sheridan, Box Butte and Sheridan Counties	DPA	\$101,760	\$25,600	\$127,360	8	4.7	\$218,469
07TFTHP1025	WNHO	Scottsbluff County	DPA	\$242,900	\$896,500	\$1,139,400	38	18.4	\$1,989,847
07TFTHP2031	CNED, Inc.	O'Neill	NC	\$420,200	\$1,309,800	\$1,730,000	8	23.6	\$2,384,805
07TFTHP2033	CNED, Inc.	17 County Area N Central NE	DPA	\$150,000	\$26,050	\$176,050	7	2.4	\$242,685
07TFTHP3022	Keith County	Keith County	DPA	\$106,000	\$1,150,000	\$1,256,000	19	21.3	\$1,915,240
07TFTHO3054	SW NE Community Betterment Corp.	Perkins County	OOR	\$200,000	14400	\$214,400	9	4.1	\$380,452
07TFTHP3055	SW NE Community Betterment Corp.	Chase, Dundy, Hitchcock & Perkins Counties	DPA	\$200,000	\$14,000	\$214,000	20	4.1	\$380,452
07TFTHP4069	HDC	Hastings	NC	\$258,100	\$701,000	\$959,100	6	16.8	\$1,732,107

Grant Number	Name of Recipient	Location(s)	Activity	Amount Awarded	Leverage Amount	Total Project Cost	Units Completed	Employment Generated	Community Investment
07TFTHP4071	HDC	Grand Island	PRR	\$295,000	\$645,000	\$940,000	10	16.5	\$1,697,613
07TFTHP5019	NED, Inc.	15 Counties NE	DPA	\$400,000	\$189,000	\$589,000	12	7.8	\$830,401
07TFTHP5044	City of Wayne	Wayne	DPA	\$387,416	\$2,340,525	\$2,727,941	17	27.3	\$3,560,373
07TFTHO7087	Omaha	Omaha	OOR	\$300,000	\$104,400	\$404,400	12	7.2	\$820,494
07TFTHP7087	Thayer County	Thayer County	DPA	\$175,000	\$360,000	\$535,000	6	2.2	\$257,183
07TFTHP6057	Midwest Housing Initiatives, Inc.	Seward	NC	\$478,800	\$1,210,000	\$1,688,800	10	22.9	\$2,555,802
07TFTHO8037	Neighborhood-Works	Lincoln	OOR	\$258,500	\$4,300	\$262,800	9	5.0	\$535,466
07TFTHP8038	Neighborhood-Works	Lincoln	PRR	\$373,400	\$533,100	\$906,500	7	17.2	\$1,847,032
07TFTHP8039	Neighborhood-Works	Lincoln	PRR	\$266,300	\$228,300	\$494,600	4	9.4	\$1,007,769
07TFTHP8084	Neighborhood-Works	Lincoln	DPA	\$300,000	\$1,000,000	\$1,300,000	10	24.7	\$2,648,806
07TFTHP7088	Omaha	Omaha	DPA	\$800,000	\$2,855,000	\$3,655,000	20	65.1	\$7,416,093
07TFTHP5051	Neighborhood-Works Northeast NE	Colfax and Platte Co.	PRR	\$300,000	\$150,000	\$450,000	10	6.0	\$633,239
07TFDH2078	CNED, Inc.	Central NE	DH	\$240,000	\$0	\$240,000	5	3.3	\$330,840
07TFDH3077	WCNDD	Western Nebraska	DH	\$240,000	\$0	\$240,000	5	9.6	\$411,684
07TFDH4081	MID	Central NE	DH	\$120,000	\$0	\$120,000	5	1.6	\$165,420
07TFDH5079	NED, Inc.	NE Nebraska	DH	\$240,000	\$0	\$240,000	5	3.2	\$337,727
07TFDH6080	BVCA	Southeast NE	DH	\$240,000	\$0	\$240,000	5	3.6	\$362,756
07TFRH4061	Midwest Housing Dev. Fund, Inc.	Grand Island	NC	\$397,000	\$4,865,807	\$5,262,807	20	91.3	\$9,504,480
07TFRH6072	Pawnee City Community Foundation	Pawnee City, Auburn	NC	\$368,388	\$1,129,420	\$1,497,808	8	4.7	\$530,906
07TFDR6082	BVCA	Crete	RR	\$358,400	\$0	\$358,400	16	5.3	\$541,716

Grant Number	Name of Recipient	Location(s)	Activity	Amount Awarded	Leverage Amount	Total Project Cost	Units Completed	Employment Generated	Community Investment
07TFDR3050	Lincoln County CDC	Hershey & Wallace	RR	\$165,000	\$0	\$165,000	7	2.9	\$280,962
07TFRH5091	Ho Chunk	Winnebago	NC	\$544,700	\$2,610,900	\$3,155,600	20	17.1	\$1,722,860
07TFRH6074	BVCA	Osceola	RR	\$18,000	\$30,000	\$48,000	8	0.7	\$72,551
07TFRH6074	BVCA	Rising City	RR	\$12,000	\$43,000	\$55,000	4	0.8	\$83,132
07TFHP1093	High Plains CDC	Box Butte, Dawes, Sheridan Counties	DPA	\$100,000	\$38,400	\$138,400	23	5.1	\$237,407
07TFRH3016	Dawson County	Dawson County	NC	\$523,329	\$2,589,469	\$3,112,798	18	54.8	\$5,300,472
07TFRH7100	MHDF - Gretna CROWN	Gretna	NC	\$625,000	\$2,344,438	\$2,969,438	15	50.0	\$6,024,751
07TFRH8102	Centerpointe	Lincoln	NC	\$100,000	\$1,223,100	\$1,323,100	10	25.1	\$2,695,874
07TFRH7101	Omaha - Open Door Mission	Omaha	NC	\$450,000	\$11,838,040	\$12,288,040	82	218.7	\$24,931,399
08TFHP4050	HDC	Adams, Cherry, Nuckolls, Webster & Hall Counties	DPA	\$388,050	\$20,000	\$408,050	10	7.1	\$736,927
08TFHP6015	SENCA	Cass, Johnson, Nemaha, Otoe, Pawnee & Richardson Counties	DPA	\$311,300	\$715,800	\$1,027,100	15	17.9	\$1,854,914
08TFHP8034	NHR	Lincoln	DPA	\$318,000	\$2,500,000	\$2,818,000	15	53.5	\$5,741,796
08TFHP8036	NW Lincoln	Lincoln	DPA	\$400,000	\$1,740,000	\$2,140,000	17	40.7	\$4,360,342
08TFHP8039	NW Lincoln	Lincoln	PRR	\$400,000	\$694,200	\$1,094,200	3	20.8	\$2,229,479
08TFHP8040	NW Lincoln	Lincoln	PRR	\$380,500	\$1,474,900	\$1,855,400	6	35.3	\$3,780,457
08TFHP3013	MID	Frontier, Furnas, Gosper & Red Willow Counties (excluding McCook)	DPA	\$260,000	\$410,000	\$670,000	8	8.9	\$923,595

Grant Number	Name of Recipient	Location(s)	Activity	Amount Awarded	Leverage Amount	Total Project Cost	Units Completed	Employment Generated	Community Investment
08TFHO6078	SENCA	Johnson, Nemaha, Pawnee & Richardson Counties	OOR	\$400,000	\$40,000	\$440,000	14	7.7	\$794,628
08TFRH6057	Mosaic	Beatrice	NC	\$100,000	\$1,230,600	\$1,330,600	10	19.8	\$2,011,181
08TFRH4082	St. Paul HA	St. Paul	RR	\$100,000	\$0	\$100,000	8	1.4	\$141,948
08TFRH1020	WNHO	City of Scottsbluff	RR	\$998,915	\$335,000	\$1,333,915	14	21.5	\$2,329,548
08TFRH1084	Elmwood Village LP	City of Scottsbluff	DR	\$215,000	\$35,000	\$250,000	30	4.0	\$486,600
08TFRH4092	Holdrege Housing Partners	Holdrege	RR	\$369,362	\$13,500	\$382,862	32	7.6	\$705,532
08TFRH3091	Cozad Housing Partners	Cozad	RR	\$410,117	\$15,894	\$426,011	32	7.5	\$725,412
08TFRH4085	Aurora Housing Partners	Aurora	RR	\$202,943	\$9,900	\$212,843	18	3.7	\$362,429
08TFHP3047	LCCDC	North Platte	PRR	\$140,000	\$0	\$140,000	3	1.5	\$145,361
08TFHP5012	NW Northeast	Schuyler	NC/DPA	\$220,000	\$112,000	\$332,000	2	4.4	\$467,190
08TFHP5044	NED, Inc.	Wisner & Norfolk	NC/DPA	\$400,000	\$582,000	\$982,000	5	9.8	\$1,281,657
08TFRH6081	Blue Valley Behavioral Health Center	Beatrice	NCR	\$304,392	\$736,223	\$1,040,615	3	15.4	\$1,572,873
08TFHO6099	BVCA	Gage, Jefferson, Saline & Thayer Co.	OOR	\$378,000	\$30,000	\$408,000	14	6.1	\$616,686
08TFRH5098	Housing Authority of Wisner	Wisner	RR	\$46,050	\$0	\$46,050	2	0.5	\$60,103
08TFHO1100	NHDA	Statewide	OOR	\$200,000	\$25,000	\$225,000	7	3.6	\$430,969
08TFRH1107	CAP of Western NE	Hemingford	RR	\$20,000	\$128,700	\$148,700	16	2.7	\$280,802
08TFRH5095	Lyon's Apartments	Lyons	RR	\$80,000	\$138,352	\$218,352	12	2.6	\$295,096
08TFRH7110	City of Omaha	Omaha	RR	\$330,000	\$485,400	\$815,400	24	14.5	1,654,379

Grant Number	Name of Recipient	Location(s)	Activity	Amount Awarded	Leverage Amount	Total Project Cost	Units Completed	Employment Generated	Community Investment
08TFHP7103	City of Omaha	Omaha	DPA	\$330,000	\$530,000	\$860,000	8	15.3	\$1,744,869
08TFRH7110	NED, Inc.	Norfolk	DPA	\$200,000	\$0	\$200,000	8	3.4	\$348,529
08TFHO1093	PADD	Chadron, Crawford, & Hemingford	ORR	\$100,000	\$0	\$100,000	5	3.7	\$171,537
08TFHP1112	WNHO	Scottsbluff County	PRR	\$100,000	\$297,500	\$397,500	4	6.4	\$694,194
08TFTA5111	Native Council	Thurston County & Omaha Indian Reservation	TA	\$40,000	\$4,000	\$44,000	0	0.2	\$24,023
09TFTA8019	Neighborhood-Works Lincoln	City of Lincoln & Lancaster County	TA	\$40,000	\$0	\$40,000	0	0.8	\$81,502
09TFTA2031	CNED, Inc.	Blaine, Boyd, Brown, Cherry, Custer, Garfield, Greeley, Hamilton, Holt, Howard, Keya Paha, Loup, Merrick, Rock, Sherman, Valley, & Wheeler Counties	TA	\$40,000	\$6,000	\$46,000	0	0.8	\$63,411
09TFTA1016	High Plains CDC	Dawes, Sheridan, Box Butte & Sioux Counties	TA	\$30,000	\$15,080	\$45,080	0	1.0	\$77,329
09TFHP2037	Loup City	Loup City	NC/DPA	\$390,000	\$975,870	\$1,365,870	3	19.2	\$1,889,726

Grant Number	Name of Recipient	Location(s)	Activity	Amount Awarded	Leverage Amount	Total Project Cost	Units Completed	Employment Generated	Community Investment
09TFTA3024	LCDDC	Lincoln County: Brady, Hershey, Maxwell, North Platte, Sutherland, Wallace, Wellfleet	TA	\$30,000	\$26,000	\$56,000	0	1.0	\$95,357
09TFTA5056	Ho-Chunk CDC	Winnebago Reservation	TA	\$40,000	\$4,002	\$44,002	0	0.2	\$24,023
09TFHP7102	Omaha	Omaha	NC DPA	\$224,629	\$1,187,000	\$1,411,629	12	25.1	\$2,864,078
09TFHP2012	Boone Co	Boone County	PRR	\$320,900	\$5,000	\$325,900	5	4.4	\$458,606
09TFHP1015	High Plains CDC	Dawes, Sioux, Box Butte and Sheridan Counties	DPA	\$200,000	\$38,600	\$238,600	20	4.8	\$409,288
09TFHP3023	LCCDC	Lincoln County	DPA	\$190,000	\$10,000	\$200,000	16	2.1	\$207,659
09TFHP3030	McCook EDC	McCook	DPA	\$190,000	\$0	\$190,000	26	3.0	\$304,428
09TFHP1010	WNHO	Scottsbluff County	DPA w/ Rehab	\$305,000	\$3,880,000	\$4,185,000	75	67.5	\$7,308,680
09TFHP5002	NW Northeast	Colfax, Cuming, Madison, Pierce, Platte, Stanton and Wayne Counties	PRR	\$643,500	\$1,222,500	\$1,866,000	15	24.8	\$2,625,831
09TFHP5018	Norfolk Area Habitat for Humanity	Norfolk	NC DPA	\$308,000	\$196,000	\$504,000	3	8.6	\$878,293
09TFHP6001	Seward	Seward	DPA	\$338,000	\$1,120,000	\$1,458,000	20	19.8	\$2,206,513
09TFHP6005	York County	York County	DPA w/ Rehab	\$329,900	\$840,000	\$1,169,900	14	22.2	\$2,383,723
09TFHP6003	BVCA	Gage, Butler, Fillmore, Jefferson, Polk, York, Saline & Thayer Co.	DPA w/ Rehab	\$400,000	\$1,464,500	\$1,864,500	28	27.9	\$2,818,164

Grant Number	Name of Recipient	Location(s)	Activity	Amount Awarded	Leverage Amount	Total Project Cost	Units Completed	Employment Generated	Community Investment
09TFHP8020	NW Lincoln	Lincoln	DPA	\$400,000	\$1,750,000	\$2,150,000	17	40.9	\$4,380,717
09TFHP6035	Thayer County	Thayer County	DPA w/ Rehab	\$288,000	\$600,000	\$888,000	10	3.7	\$426,876
09TFHO6114	SENAHC	Otoe, Saunders, Butler and Polk	OOR	\$400,000	\$0	\$400,000	14	6.0	\$631,137
09TFHP5025	South Sioux City Habitat	South Sioux City	NC DPA	\$264,900	\$50,000	\$314,900	3	4.2	\$442,562
09TFHP4036	Santee Sioux Tribal HA	Santee	NC DPA	\$290,477	\$864,523	\$1,155,000	10	18.3	\$1,848,780
09TFHO3120	SWNCBC	Perkins Co	OOR	\$100,000	\$7,350	\$107,350	3	2.1	\$190,492
09TFHP7029	Omaha	Omaha	DPA	\$400,000	\$26,000	\$426,000	90	7.6	\$864,319
09TFRH7069	Omaha	Omaha	NC RR	\$360,000	\$5,231,947	\$5,591,947	28	99.8	\$11,345,601
09TFHP7068	Omaha	Omaha	NC	\$1,030,000	\$2,470,000	\$3,500,000	16	62.5	\$7,101,212
09TFPD314	LCCDC	Lincoln County & North Platte	NC DPA	\$1,700,000	\$10,240,000	\$11,940,000	74	125.4	\$12,397,242
09TFRH7067	Omaha	Omaha	NC	\$410,000	\$4,627,297	\$5,037,297	27	89.9	\$10,220,262
09TFRH3060	Lexington	Lexington	NC	\$500,000	\$5,058,000	\$5,558,000	32	97.8	\$9,464,162
09TFRH5054	Building Futures IV	Norfolk; Madison Co.	NC	\$29,878	\$1,097,700	\$1,127,578	10	19.2	\$1,964,968
09TFPD2055	Ord - Rolling Hills (NNI)	Ord	PD	\$25,000	\$5,500	\$30,500	0	0.3	\$42,000
09TFRH3022	LCCDC	North Platte	RR	\$191,000	\$111,210	\$302,210	3	3.2	\$313,783
09TFHP8082	Neighborhood-Works Lincoln	Lincoln	DPA/Rehab	\$400,000	\$1,530,000	\$1,930,000	17	36.7	\$3,932,458
09TFRH3080	McCook EDC	McCook	RR	\$192,112	\$0	\$192,112	24	3.0	\$307,812
09TFHO1077	NHDA	Statewide	OOR	\$200,000	\$23,250	\$223,250	6	3.6	\$427,617
09TFTA1078	NHDA	Knox & Thurston Counties	TA	\$40,000	\$10,000	\$50,000	0	1.2	\$101,699
09TFRH1076	Scotts Bluff Housing Authority	Gering	RR	\$150,000	\$375,498	\$525,498	24	8.5	\$917,729
09TFRH3073	Imperial	Imperial & Chase Co.	RR	\$100,000	\$77,325	\$177,325	16	3.4	\$314,663

Grant Number	Name of Recipient	Location(s)	Activity	Amount Awarded	Leverage Amount	Total Project Cost	Units Completed	Employment Generated	Community Investment
09TFHP2059	Ord - Rolling Hills (NNI)	Ord	NC	\$725,000	\$4,423,332	\$5,148,332	20	72.4	\$7,122,886
09TFRH1072	Rushville Housing Authority	Rushville	RR	\$85,202	\$5,000	\$90,202	20	2.0	\$154,730
09TFHP8081	Neighborhood-Works Lincoln	Lincoln (Lancaster Co., Malone V Neighborhood)	NC	\$500,000	\$4,161,437	\$4,661,437	18	88.6	\$9,497,879
09TFRH7069	City of Omaha	City of Omaha	NC/R	\$360,000	\$5,231,947	\$5,591,947	3	89.5	\$9,467,668
10TFHP3007	Keith County HDC	Ogallala	DPA/Rehab	\$80,900	\$0	\$80,900	1	1.4	\$123,362
10TFHP3025	McCook EDC	Red Willow County	DPA/Rehab	\$251,340	\$4,380	\$255,720	6	4.0	\$409,728
10TFTA1002	High Plains	Box Butte, Dawes, Sheridan, Sioux Counties	TA	\$20,000	\$28,120	\$48,120	0	0.8	\$66,333
10TFTA6005	SENCA	Cass, Johnson, Nemaha, Otoe, Pawnee, Richardson & Sarpy Counties	TA	\$25,000	\$2,500	\$27,500	0	0.5	\$49,664
10TFTA4013	HDC	Adams, Clay, Hall, Nuckolls, & Webster Counties	TA	\$40,000	\$28,670	\$68,670	0	1.2	\$124,016
10TFRF1009	WNHO	Scotts Bluff County	RR	\$286,300	\$286,400	\$572,700	6	9.2	\$1,000,163
10TFHP5030	Hartington	Hartington	I	\$400,000	\$1,378,803	\$1,778,803	7	23.8	\$2,503,126
10TFHP3028	LCCDC	Lincoln Co., Brady, Hershey, Maxwell, North Platte, Sutherland, Wallace, Wellfleet	PRR	\$200,000	\$263,000	\$463,000	6	4.9	\$480,731

Grant Number	Name of Recipient	Location(s)	Activity	Amount Awarded	Leverage Amount	Total Project Cost	Units Completed	Employment Generated	Community Investment
11TFHP2015	CNED, Inc.	Village of Stuart and City of Sargent	NC	\$507,639	\$87,690	\$595,329	3	9.6	\$1,016,203
11TFHP2013	Village of Butte	Village of Butte	PRR	\$161,720	\$10,000	\$171,720	2	2.8	\$293,119
11TFHP6025	Blue Valley Community Action	Counties of: Butler, Fillmore, Gage, Jefferson, Polk, Saline, Seward, Thayer, and York	PRR	\$300,458	\$0	\$300,458	3	5.1	\$536,877
11TFHO7057	City of Omaha	City of Omaha	OOR	\$222,000	\$175,000	\$397,000	11	6.4	\$672,157
11TFHP7058	City of Omaha	City of Omaha	NC / DPA	\$333,000	\$1,565,000	\$1,898,000	11	30.4	\$3,213,484
11TFHP7059	City of Omaha	City of Omaha	DPA	\$445,000	\$400,000	\$845,000	7	13.5	\$1,430,661
12TFTA3011	Lincoln County CDC	Villages of: Brady, Curtis, Hershey, Maxwell, Sutherland, Wallace, and Wellfleet; City of North Platte	OS	\$25,000	\$94,000	\$119,000	0	1.9	\$201,478
12TFTA2030	Central Nebraska Economic Dev., Inc.	Counties of: Blaine, Boyd, Brown, Cherry, Custer, Greeley, Garfield, Hamilton, Holt, Howard, Keya Paha, Loup, Merrick, Rock, Sherman, Valley, and Wheeler	OS	\$25,000	\$20,000	\$45,000	0	0.7	\$76,189

Grant Number	Name of Recipient	Location(s)	Activity	Amount Awarded	Leverage Amount	Total Project Cost	Units Completed	Employment Generated	Community Investment
12TFTA6004	Southeast Nebraska Community Action	Counties of: Cass, Johnson, Nemaha, Otoe, Pawnee, Richardson, and Sarpy	OS	\$25,000	\$2,500	\$27,500	0	0.4	\$46,560
12TFTA5037	Ho-Chunk CDC	Village of Winnebago	OS	\$25,000	\$2,500	\$27,500	0	0.4	\$46,560
12TFRH2032	Village of Wolbach	Village of Wolbach	RR	\$126,795	\$0	\$126,795	4	2.0	\$214,675
12TFRH2031	Central Nebraska Economic Dev., Inc.	Counties of: Blaine, Boyd, Brown, Cherry, Custer, Garfield, Greeley, Hamilton, Holt, Howard, Keya Paha, Loup, Merrick, Rock, Sherman, Valley and Wheeler	RR	\$150,780	\$0	\$150,780	5	2.4	\$255,284
12TFRH2029	Stuart Village Manor	Village of Stuart	NC / R	\$255,000	\$89,224	\$344,224	2	5.5	\$582,802
12TFRH5034	City of Norfolk	City of Norfolk	RR	\$501,905	\$422,620	\$924,525	7	14.8	\$1,565,304
12TFRH3012	Lincoln County CDC	City of North Platte	RR	\$195,040	\$31,540	\$226,580	4	3.6	\$383,620
12TFHP5051	City of Columbus	City of Columbus	NC	\$500,000	\$223,000	\$723,000	9	11.6	\$1,224,104
12TFHO6002	Southeast Nebraska Community Action	Counties of: Johnson, Nemaha, Pawnee, and Richardson	OOR	\$400,000	\$40,000	\$440,000	14	7.0	\$744,959

Grant Number	Name of Recipient	Location(s)	Activity	Amount Awarded	Leverage Amount	Total Project Cost	Units Completed	Employment Generated	Community Investment
12TFHP1010	Western Nebraska Housing Opportunities	Cities of: Gering and Scottsbluff; The county of Scotts Bluff County	DPA	\$134,000	\$25,000	\$159,000	35	2.5	\$269,201
12TFHP1009	Village of Gering	Village of Gering	NC/DPA	\$465,000	\$448,500	\$913,500	5	14.6	\$1,546,637
12TFHP1035	High Plains CDC	Counties of: Dawes, Sheridan, Sioux, Box Butte, and Morrill	DPA	\$75,000	\$0	\$75,000	12	1.2	\$126,982
12TFHP6005	City of Seward	Seward County	DPA /R	\$349,000	\$840,000	\$1,189,000	14	19.0	\$2,013,084
12TFHP6016	Thayer County Development Alliance	Thayer County	DPA /R	\$157,500	\$300,000	\$457,500	5	7.3	\$774,589
12TFHP6006	Southeast Nebraska Community Action	Counties of: Cass, Johnson, Nemaha, Otoe, Pawnee, Richardson, and Sarpy	DPA /R	\$400,000	\$710,500	\$1,110,500	15	17.8	\$1,880,176
12TFHP5017	Northeast Economic Dev., Inc.	Counties of: Burt, Cedar, Colfax, Cuming, Dakota, Dodge, Dixon, Rural Douglas, Madison, Pierce, Platte, Stanton, Thurston, Washington, and Wayne	NC/DPA	\$365,800	\$110,000	\$475,800	4	7.6	\$805,572
12TFHP3052	Southwest Nebraska Community Betterment Corp.	Cities of: Imperial, Wauneta, and Grant	DPA	\$95,650	\$0	\$95,650	4	1.5	\$161,944

Grant Number	Name of Recipient	Location(s)	Activity	Amount Awarded	Leverage Amount	Total Project Cost	Units Completed	Employment Generated	Community Investment
12TFHO7058	Omaha	City of Omaha	OOR	\$400,000	\$0	\$400,000	20	6.4	\$677,236
12TFHP7059	Omaha	City of Omaha	NC	\$850,000	\$0	\$850,000	18	13.6	\$1,439,126
12TFHP8023	Neighborhood-Works Lincoln	City of Lincoln	PRR	\$200,000	\$0	\$200,000	4	3.2	\$338,618
13TFTA1002	High Plains Community Dev. Corp.	Counties of: Box Butte, Dawes, Sheridan, and Sioux	OS	\$30,000.00	\$20,000.00	\$50,000.00	0	0.8	\$89,343
13TFHP1025	Western Nebraska Housing Opportunity	City of Scottsbluff	NC	\$444,600.00	\$32,000.00	\$476,600.00	4	8.1	\$851,618
13TFHO1039	Community Action Partnership of Western Nebraska	Counties of: Banner, Cheyenne, Deuel, Garden, Kimball, Morrill, Scottsbluff	OOR	\$337,000.00	\$53,075.00	\$390,075.00	11	6.6	\$697,010
13TFTA1045	Community Action Partnership of Western Nebraska	Counties of: Banner, Cheyenne, Deuel, Garden, Kimball, Morrill, and Scotts Bluff	OS	\$30,000.00	\$5,000.00	\$35,000.00	0	0.6	\$62,540
13TFRH1074	City of Sidney	City of Sidney	NN	\$500,000.00	\$0.00	\$500,000.00	4	8.5	\$893,430

Grant Number	Name of Recipient	Location(s)	Activity	Amount Awarded	Leverage Amount	Total Project Cost	Units Completed	Employment Generated	Community Investment
13TFHO2019	Central Nebraska Economic Dev., Inc.	Counties of: Blaine, Boyd, Brown, Cherry, Custer, Greeley, Garfield, Hamilton, Holt, Howard, Keya Paha, Loup, Merrick, Rock, Sherman, Valley, and Wheeler	OOR	\$188,000.00	\$0.00	\$188,000.00	6	3.2	\$335,930
13TFHP2020	Midwest Housing Initiatives, Inc.	City of Broken Bow	NC	\$432,000.00	\$172,500.00	\$604,500.00	6	10.2	\$1,080,157
13TFTA3014	Southwest Nebraska Community Betterment Corp.	Counties of: Perkins, Chase, Dundy, Hayes, and Hitchcock	OS	\$30,000.00	\$0.00	\$30,000.00	0	0.5	\$53,606
13TFHP3036	McCook Economic Dev. Corp.	City of McCook	PRR	\$300,000.00	\$4,500.00	\$304,500.00	3	5.2	\$544,099
13TFTA3036	West Central Nebraska Dev. Dist.	Counties of: Grant, Hooker, Thomas, Arthur, McPherson, Logan, Keith, Perkins, Lincoln, Dawson, Chase, Hayes, Frontier, Gosper, Dundy, Hitchcock, Red Willow and Furnas	OS	\$30,000.00	\$5,000.00	\$35,000.00	0	0.6	\$62,540

Grant Number	Name of Recipient	Location(s)	Activity	Amount Awarded	Leverage Amount	Total Project Cost	Units Completed	Employment Generated	Community Investment
13TFHO4009	Community Action Partnership of Mid-Nebraska	Counties of: Buffalo, Franklin, Harlan, Kearney, and Phelps	OOR	\$226,122.00	\$0.00	\$226,122.00	8	3.8	\$404,048
13TFTA4010	Community Action Partnership of Mid-Nebraska	Counties of: Buffalo, Franklin, Frontier, Furnas, Gosper, Harlan, Kearney, Phelps, and Red Willow	OS	\$30,000.00	\$0.00	\$30,000.00	0	0.5	\$53,606
13TFRH4023	St. Paul Housing Authority	City of St. Paul	NC/Rental	\$443,050.00	\$0.00	\$443,050.00	3	7.5	\$791,669
13TFRH4026	Central Nebraska Community Services, Inc.	Cities of: Loup City, Central City, O'Neill, Cairo, Ainsworth and Greeley	NC/Rehab	\$357,628.00	\$0.00	\$357,628.00	24	6.0	\$639,031
13TFTA4032	Housing Dev. Corp. - Hastings	Counties of: Adams, Clay, Hall, Nuckolls, and Webster	OS	\$30,000.00	\$35,000.00	\$65,000.00	0	1.1	\$116,146
13TFHP5015	Wayne Community HDC	Counties of: Burt, Cumming, Dodge, Thurston, Washington and Wayne	PRR	\$295,000.00	\$676,000.00	\$971,000.00	8	16.4	\$1,735,042
13TFTA5022	Neighborhood-Works Northeast Nebraska	Counties of: Colfax, Cuming, Madison, Peirce, Platte, Stanton and Wayne	OS	\$30,000.00	\$89,500.00	\$119,500.00	0	2.0	\$213,530
13TFTA5027	Coalition for a Better Community	City of Walthill	OS	\$30,000.00	\$5,694.00	\$35,694.00	0	0.6	\$63,780

Grant Number	Name of Recipient	Location(s)	Activity	Amount Awarded	Leverage Amount	Total Project Cost	Units Completed	Employment Generated	Community Investment
13TFHP5034	Three Rivers Housing	City of Lyons	NC	\$395,300.00	\$0.00	\$395,300.00	3	6.7	\$706,346
13TFTA5035	Three Rivers Housing	Counties of: Burt, Cuming, Dodge, and Washington	OS	\$30,000.00	\$10,000.00	\$40,000.00	0	0.7	\$71,474
13TFHP6003	Fillmore Co.	County of Fillmore	DPA/Rehab	\$229,120.00	\$0.00	\$229,120.00	8	3.9	\$409,405
13TFTA6004	Blue Valley Community Action	Counties of: Butler, Fillmore, Gage, Jefferson, Polk, Saline, Seward, Thayer, and York	OS	\$30,000.00	\$2,500.00	\$32,500.00	0	0.5	\$58,073
13TFTA6005	Blue Valley Community Action	Counties of: Fillmore, Gage, Jefferson, Saline, Thayer, and York	OOR	\$200,000.00	\$0.00	\$200,000.00	7	3.4	\$357,372
13TFHO6006	Blue Valley Community Action	Counties of: Butler, Fillmore, Gage, Jefferson, Polk, Saline, Seward, Thayer, and York	DPA/Rehab	\$300,000.00	\$0.00	\$300,000.00	8	5.1	\$536,058
13TFTA8021	Nebraska Housing Developers	Statewide	OS	\$30,000.00	\$10,000.00	\$40,000.00	0	0.7	\$71,474
13TFHP8049	Neighborhood-Works Lincoln	City of Lincoln	DPA/Rehab	\$221,300.00	\$0.00	\$221,300.00	7	3.7	\$395,432
13TFTA8051	Neighborhood-Works Lincoln	City of Lincoln	OS	\$30,000.00	\$60,000.00	\$90,000.00	0	1.5	\$160,817.45
14TFHO3017	Nebraska Housing Developers	Statewide	OOR	\$310,000.00	\$0.00	\$310,000.00	0	5.0	\$531,565.76
14TFHO3017	Humboldt	City of Humboldt	OOR	\$166,485.00	\$0.00	\$166,485.00	0	2.7	\$285,476.53

Grant Number	Name of Recipient	Location(s)	Activity	Amount Awarded	Leverage Amount	Total Project Cost	Units Completed	Employment Generated	Community Investment
14TFHO7074	City of Omaha	City of Omaha	OOR	\$472,000.00	\$320,000.00	\$792,000.00		12.8	\$1,358,064.78
14TFHP01016	Neighborhood-Works Northeast Nebraska		PRR	\$500,000.00	\$75,000.00	\$575,000.00	0	9.3	\$985,968.75
14TFHP1042	Neighborhood-Works Lincoln	City of Lincoln	DPA R	\$442,252.00	\$0.00	\$442,252.00	0	7.1	\$758,342.00
14TFHP3005	High Plains Community Dev. Corp.		PRR / DPA	\$497,740.00	\$77,300.00	\$575,040.00	0	9.3	\$986,037.34
14TFHP7072	City of Omaha	City of Omaha	PRR	\$483,800.00	\$370,000.00	\$853,800.00	0	13.8	\$1,464,034.99
14TFHP7073	City of Omaha	City of Omaha	New	\$483,800.00	\$938,200.00		0	23.0	\$2,438,343.58
14TFHP7076	Habitat for Humanity	City of Omaha	PRR	\$450,000.00	\$1,592,550.00		0	33.0	\$3,502,418.20
14TFHP7077	Habitat for Humanity	City of Omaha	New	\$500,000	\$2,990,000.00		0	56.4	\$5,984,401.62
14TFHO1028	Pender Community Dev.	City of Pender	Rental	\$732,950.00	\$81,500.00	\$814,450.00	0	13.2	\$1,396,560.43
14TFHO1038	Madison	City of Madison	Rental	\$599,798.00	\$303,600.00	\$903,398.00	0	14.6	\$1,549,082.08
14TFRH3C029	Sherman County	City of Loup City	Rental	\$716,750	\$79,700.00	\$796,450.00	0	12.9	\$1,365,695.32
14TFRH3C034	Aurora Housing Dev. Corp.	City of Aurora	Rental	\$800,000.00	\$250,000.00	\$1,050,000.00	0	17.0	\$1,800,464.67
14TFTA7080	Habitat for Humanity	City of Omaha	TA	\$60,000.00	\$940,000.00	\$1,000,000.00	0	16.2	\$1,714,728.26
14TFDH069	NED, Inc.		DH	\$320,000.00	\$0.00	\$320,000.00	0	5.2	\$548,713.04
14TFDH070	Blue Valley Community Action, Inc.		DH	\$160,000.00	\$0.00	\$160,000.00	0	2.6	\$274,356.52
14TFDH071	Southeast NE Affordable Housing Council		DH	\$160,000.00	\$0.00	\$160,000.00	0	2.6	\$274,356.52
14TFTA3N004	Wayne Community Housing		TA	\$60,000.00	\$99,211.00	\$159,211.00	11	2.6	\$273,003.60

Grant Number	Name of Recipient	Location(s)	Activity	Amount Awarded	Leverage Amount	Total Project Cost	Units Completed	Employment Generated	Community Investment
14TFTA3C036	South Central Economic Development District		TA	\$60,000.00	\$7,000.00	\$67,000.00	15	1.1	\$114,886.79
14TFTA3N026	Nehi, Inc		TA	\$60,000.00	\$28,844.00	\$88,844.00	17	1.4	\$152,343.32
14TFTA3W048	McCook Economic Dev. Corp.		TA	\$60,000.00	\$7,000.00	\$67,000.00	15	1.1	\$114,886.79
14TFTA3C002	Central Nebraska Community Services, Inc.		TA	\$60,000.00	\$4,483.00	\$64,483.00	10	1.0	\$110,570.82
15TFHO15038	City of Fremont	City of Fremont	OOR	\$349,994.00	\$0.00	\$349,994.00	11	5.9	\$616,171.35
15TFHO16056	City of Syracuse	City of Syracuse	OOR	\$420,988.00	\$0.00	\$420,988.00	15	7.0	\$741,157.68
15TFHO27047	City of Omaha	City of Omaha	OOR	\$500,000.00	\$340,000.00	\$840,000.00	17	14.1	\$1,478,836.58
15TFHO27060	Habitat for Humanity	City of Omaha	OOR	\$225,000.00	\$0.00	\$225,000.00	15	3.8	\$396,116.94
15TFHO34019	City of Wood River	City of Wood River	OOR	\$321,240.00	\$29,500.00	\$350,740.00	10	5.9	\$617,484.69
15TFHO36007	Blue Valley Community Action, Inc.		OOR	\$420,240.00	\$13,500.00	\$433,740.00	13	7.3	\$763,607.83
15TFHP15044	Norfolk Area Habitat for Humanity	City of Norfolk	New	\$222,904.00	\$104,820.00	\$327,724.00	2	5.5	\$576,964.57
15TFHP18040	Neighborhood-Works Lincoln	City of Lincoln	DPA	\$472,492.00	\$0.00	\$472,492.00	18	7.9	\$831,831.49
15TFHP18041	Neighborhood-Works Lincoln	City of Lincoln	New	\$483,495.00	\$0.00	\$483,495.00	6	8.1	\$851,202.49
15TFHP27050	City of Omaha	City of Omaha	PRR	\$500,000.00	\$370,000.00	\$870,000.00	7	14.6	\$1,531,652.17
15TFHP27058	Habitat for Humanity	City of Omaha	New	\$500,000.00	\$450,000.00	\$950,000.00	16	15.9	\$1,672,493.75
15TFHP27059	Habitat for Humanity	City of Omaha	PRR	\$500,000.00	\$250,000.00	\$750,000.00	16	12.6	\$1,320,389.80

Grant Number	Name of Recipient	Location(s)	Activity	Amount Awarded	Leverage Amount	Total Project Cost	Units Completed	Employment Generated	Community Investment
15TFHP32030	Central Nebraska Economic Dev., Inc.	Counties of: Blaine, Boyd, Brown, Cherry, Custer, Garfield, Greeley, Holt, Keya Paha, Loup, Rock, Sherman, Valley and Wheeler	DPA R	\$187,040.00	\$12,000.00	\$199,040.00	8	3.3	\$350,413.85
15TFHP33023	Southwest Nebraska Community Betterment Corp.	Counties of: Chase, Dundy, Hayes, Hitchcock and Perkins	DPA	\$139,840.00	\$13,500.00	\$153,340.00	7	2.6	\$269,958.10
15TFHP33037	Career Services	Communities of: Lexington, Cozad and Gothenberg	DPA	\$486,239.00	\$210,914.00	\$697,153.00	10	11.7	\$1,227,351.62
15TFHP33053	Lincoln County CDC	City of North Platte	New/DPA	\$281,740.00	\$70,000.00	\$351,740.00	4	5.9	\$619,245.21
15TFHP35028	Wakefield	City of Wakefield	New	\$356,759.00	\$25,997.00	\$382,756.00	2	6.4	\$673,849.49
15TFHP36009	Blue Valley Community Action, Inc.	Counties of: Butler, Fillmore, Gage, Jefferson, Polk, Saline, Seward, Thayer and York	DPA R	\$429,039.00	\$16,000.00	\$445,039.00	12	7.5	\$783,499.94
15TFRH16062	Nebraska Housing Developers Association	City of David City	New	\$787,500.00	\$264,807.00	\$1,052,307.00	5	17.6	\$1,852,607.25
15TFTA18039	Neighborhood-Works Lincoln	City of Lincoln	TA	\$60,000.00	\$0.00	\$60,000.00	0	1.0	\$102,791.36
15TFTA18051	Nebraska Housing Developers Association	Statewide	TA	\$60,000.00	\$3,000.00	\$63,000.00	0	1.0	\$107,930.93

Grant Number	Name of Recipient	Location(s)	Activity	Amount Awarded	Leverage Amount	Total Project Cost	Units Completed	Employment Generated	Community Investment
15TFTA33027	Career Services	Dawson County	TA	\$60,000.00	\$99,660.00	\$159,660.00	0	2.6	\$273,527.81
15TFTA36008	Blue Valley Community Action, Inc.	Counties of: Butler, Fillmore, Gage, Jefferson, Polk, Saline, Seward, Thayer and York	TA	\$60,000.00	\$10,000.00	\$70,000.00	0	1.1	\$119,923.25
	Total			Award Amount	Leverage Amount	Total Project Cost	Units Completed	Employment Generated	Community Investment
				\$120,341,118	\$328,693,096	\$448,651,214	5,335	7,308	\$773,745,496



NEBRASKA
Good Life. Great Opportunity.