



LEGISLATIVE  
ANNUAL REPORT

2016

NEBRASKA

Good Life. Great Opportunity.





We are the Nebraska Department of Economic Development (DED). And we love Nebraska. Our mission is to attract and retain businesses and talented folks throughout this great state. So ask us anything. Ask about moving and living here, starting a business, or growing a business.

And we'll tell you about our good life.

**A good life that provides great opportunities**

# CONTENTS

## 2016

Contents .....	3
Director Letter .....	5
Business Innovation Act (BIA) .....	6
Nebraska Operational Assistance Act.....	16
Civic and Convention Center Financing Fund .....	18
Nebraska Affordable Housing Trust Fund .....	28
Customized Job Training .....	88
InternNE .....	92
Site and Building Development Fund .....	104





Dear Governor Ricketts, Members of the Nebraska Legislature and Fellow Nebraskans:

It is my honor and privilege to present to you the Nebraska Department of Economic Development's 2016 Calendar Year Annual Report.

Thank you for your interest in the Department of Economic Development's mission, and the programs we administer on behalf of the State of Nebraska.

These programs are critical tools for growing the state's businesses and communities through research, innovation and product development; funding infrastructure on main streets across our great state; and ensuring that we have safe, affordable housing for hardworking Nebraskans.

Our team values the opportunity to be a resource for Nebraska businesses and communities. DED employees are working hard to educate community leaders about these programs and to implement them across the state.

The report also outlines ongoing growth in public-private partnerships between Nebraska companies and educational entities, which encourage innovation and collaboration within our diverse business community. Brief testimonials from funded entities are also listed, underscoring impact and the momentum and leverage these programs can provide.

In this report, you will find information about program funding, application guidelines, and applicable program cycles.

Programs included in this report:

- The Nebraska Business Innovation Act
- The Nebraska Operational Assistance Act
- The Community & Civic Center Financing Fund
- The Nebraska Affordable Housing Trust Fund
- Nebraska's Customized Job Training and InternNE program
- The Nebraska Site and Building Development Fund

I look forward to hearing your thoughts about the programs we administer, and the great work of our agency's dedicated staff. My team and I value and appreciate your feedback.

Thank you for your support of our efforts to grow Nebraska.

Sincerely,

*Courtney Dentlinger*

Courtney Dentlinger  
Director



# BUSINESS INNOVATION ACT (BIA)



The Nebraska Department of Economic Development actively engages with entrepreneurs across the state to foster innovative ideas for overall economic growth. The 2011 Business Innovation Act (BIA) authorized a series of grants and investment programs to assist in the development and commercialization of new technologies in Nebraska businesses. The BIA offers a suite of diverse programs that facilitate financial assistance for the development and commercialization of new products, companies competing for federal grants, and technical and training assistance for small businesses.

BIA investment programs encourage the development of economic partnerships within Nebraska's diverse business community. The Microenterprise Assistance Act promotes efforts to invest in small businesses with statewide economic development organizations. Prototype grant funding provides resources to companies focused on product development; in addition, the Academic

*“There is so much momentum right now. People are talking about the state’s visibility, our room to grow, our central location in the country. One thing about other states is that they are verbose about how awesome they are. Nebraskans are more modest, but over the past five to ten years, this paradigm shift has started to happen. It’s been like a steam train.”*

**Joey Knecht**  
Proteus’ CEO and Managing Director

Research and Development Program fosters new product development through collaborative efforts between companies and higher learning institutions. The Small Business Innovation Research/Small Business Technology Transfer Research (SBIR/STTR) program grants provide matching funding for businesses that are applying for, or have already received federal SBIR/STTR grants and plan on performing at least 51% of the project work in Nebraska. The state matching fund provides grants for reimbursement of project planning and work in Phases 0, 1 and 2. Nebraska’s Seed Investment Program helps businesses commercialize new technologies.

During the 2015-2016 fiscal year, DED awarded \$6,778,619 in funding for innovation projects in the above categories.

## BIA MICROENTERPRISE ASSISTANCE PROJECT

DED values its partnerships with economic organizations in Nebraska with a particular focus on small business growth, and actively works to connect entrepreneurs with financial resources. The Microenterprise Partnership Fund plays an essential role in providing investment opportunities to Nebraska’s microenterprises, which employ fewer than five people. Diverse economic programs, such as the Center for Rural Affairs’ Rural Enterprise Assistance Project, have allowed small businesses in Nebraska to qualify for funding from BIA’s Microenterprise Assistance Program.

DED Microenterprise contracts funded in FYE ‘15 and ‘16 totaled \$1,500,000. The Center for Rural Affairs and Nebraska Enterprise Fund received \$840,000 and \$160,000 respectively for Technical Assistance, which contributes to an organization’s overall operations and potential expansion efforts. In addition, The Nebraska Enterprise Fund and Rural Investment Corp. received a total of \$500,000 in lending assistance. Awarded organizations serve as advocates for Nebraskans in agriculture, business assistance and soil and water conservation in Nebraska.

These organizations’ ability to assist in small business lending or technical assistance encourages vitality in small Nebraska communities, where success on Main Street plays a significant role in the area’s overall economic growth.

DED consistently works with Nebraska’s microenterprise programs, some of which serve Nebraska statewide, designed to provide microbusinesses with funding for loans, training and development programs and technical assistance.

The agency is encouraged by an increase in the number of Nebraska applicants for this fund over the past several years. In 2013 and 2014, BIA awarded a total of \$300,000 to one applicant, compared to a \$1,500,000 investment in three organizations in 2015 and 2016.

**BIA Microenterprise Assistance Project Investment details:**

Award Type	Company	Contract Amount	Location
Technical Assistance	Center for Rural Affairs	\$840,000	Plymouth
Technical Assistance	Nebraska Enterprise Fund	\$160,000	Oakland
Lending	Nebraska Enterprise Fund	\$250,000	Oakland
Lending	Rural Investment Corp.	\$250,000	Lyons
		Applications Received	4
		Applications Funded	4
		Funding Awarded	\$1,500,000

**PROTOTYPE GRANTS**

The Nebraska Innovation Fund Prototype Grant encourages product development for Nebraska-based corporations, LLC’s, partnerships, registered limited partnerships, sole proprietorships, business trusts, or additional entities with fewer than 500 employees. Applicants for financial assistance must be involved in non-retail primary industries and add value to Nebraska-based products.

Applicants must be Nebraska-operated businesses that have the ability to provide at least 50% of the grant request as matching funds. Companies investing in the development of products for value-added agriculture require a 25% funding match.

In 2015 and 2016, DED awarded \$1,454,070 in funding to 32 companies in Chappell, Kearney,

**DED Prototype Funding Grants in 2015 and 2016:**

Company	Award	Location
Fibase, LLC	\$29,000	Omaha
CRI, LLC	\$50,000	Omaha
Ultrafold Buildings, Inc.	\$6,100	Chappell
Esculon, LLC	\$ 50,000	Lincoln
Nobl, Inc.	\$50,000	Lincoln
LiveBy, Inc.	\$50,000	Lincoln
Racernote, Inc.	\$50,000	Omaha
Assortify, Inc.	\$50,000	Omaha
Epedaler International, LLC dba Quickbyke	\$27,000	Papillion

Lincoln, Norfolk, Omaha, Papillion, Roca, Waterloo and York.

Lincoln startup CompanyCam, listed in the column below, received \$50,000 in prototype funding to develop smart photos that sync with a contractor’s field work. The company’s newly-developed app includes a tool that allows users to attach a project file’s notes with photos.

In June 2017, the company won the Nebraska-based Inside/Outside Summit, which promotes collaboration and innovation to produce new ideas among startups from across the nation. The company’s recent achievement is one step in its efforts to grow, made possible in part from state funding.

Vipa Solutions, LLC	\$50,000	Lincoln	
Central Data Storage	\$50,000	Lincoln	
LeverageRX	\$25,000	Omaha	
SharedBinder	\$25,000	Omaha	
Yield dba Bric	\$50,000	Omaha	
Inspect Auto	\$50,000	Roca	
Intellifarm, Inc.	\$75,000	Lincoln	
Staticlabs, LLC dba Solvz, Inc.	\$75,000	Lincoln	
Mommy Assistant, LLC	\$50,000	Papillion	
Fiscal Circles, Inc. dba Hip Pocket	\$40,920	Lincoln	
Weather Corps, Inc.	\$80,000	Papillion	
Anvilhead Studios	\$40,000	Omaha	
iTrapp, LLC	\$22,750	Waterloo	
Person Design - Sports	\$28,300	York	
Xpecting Diagnostics	\$50,000	Omaha	
Tethon 3D	\$30,000	Omaha	
AgXcel	\$70,000	Kearney	
Inter-Motion Mfg., LLC	\$50,000	Kearney	
Metal Dreams	\$50,000	Norfolk	
Quality Improvement Solutions	\$50,000	Lincoln	
Drone Amplified	\$30,000	Lincoln	
Indaflow, LLC	\$50,000	Omaha	
CompanyCam, LLC	\$50,000	Lincoln	
		Applications Received	43
		Applications Funded	32
		Funding Awarded	\$1,454,070

**ACADEMIC RESEARCH AND DEVELOPMENT GRANT**

The Nebraska Academic Research and Development Grant offers matching competitive grants for businesses that conduct research and development activities collaboratively with a Nebraska college or university. The grant encourages partners’ efforts that lead to a product’s commercialization or improved marketability, as well as the development of new or improved processes that may provide an additional source of revenue.

Phase 1 R&D funds are capped at \$100,000. Businesses successful in reaching Phase 1 milestones are eligible to apply for Phase 2 funding, which is capped at \$400,000. Academic R&D grant

*“Nebraska families who need prosthetic assistance are often faced with unforeseen medical challenges that can be difficult to prepare for. Sharing knowledge and resources with a well-respected educational institution like Creighton is giving our team the ability to build new, affordable products to help our patients thrive.”*

*Rakesh Srivastava  
CEO and President, Innovative Prosthetics and Orthotics*

funding must be matched at 100% of the requested grant amount; projects focused on value-added agriculture require a 25% match of the requested grant amount.

Research and Development activities between Nebraska companies and educational entities are cornerstones of the agency's work in promoting public-private partnerships to spur innovation in development. The companies listed in the Academic R&D grants graph below have shown a consistent commitment to working with leading institutions to develop tools and technology essential to growing their businesses.

Innovative Prosthetics & Orthotics, listed in the first line in the graph below, received \$50,000 in Academic R&D funding to work with Creighton University to develop three new 3D-printed prostheses. The Hastings-grown company, with additional locations in Grand Island and Omaha, specializes in the treatment of adult upper and lower extremity prosthetics and orthotics, spinal treatments and pediatric prosthetics and orthotics.

The company initiated a partnership with Creighton's 3D Research and Innovation Library to develop low-cost, medical grade 3D-printed prosthetic devices.

**Academic Research and Development Grant details:**

Company	Award	Location
Innovative Prosthetics & Orthotics	\$ 50,000	Hastings
S&P Ingredient Development dba Nu-Tek	\$ 77,836	Omaha
Prairieland Dairy	\$ 100,000	Firth
Vajra Instruments, Inc.	\$ 257,760	Lincoln
Vestal W20, LLC	\$ 86,783	Hastings
Goldfinch Solutions	\$ 100,000	Lincoln
Pixobot, LLC	\$ 100,000	Lincoln
Midwest Hop Yard Supplies	\$ 42,900	Plattsmouth
Nova Greentech	\$ 180,000	Omaha
S&P Ingredient Development dba Nu-Tek	\$ 247,850	Omaha
	Applications Received	10
	Applications Funded	10
	Funding Awarded	\$1,243,129



*Dr. Jeyam Subbiah of Tusara Solutions demonstrates a new food safety product developed with assistance from the Academic R&D grant program.*

**SMALL BUSINESS INNOVATION RESEARCH/ SMALL BUSINESS TECHNOLOGY TRANSFER RESEARCH (SBIR/STTR) PROGRAM**

The Small Business Innovation Research (SBIR) program is a highly competitive program that encourages domestic small businesses to engage in Federal Research/Research and Development (R/R&D) that has the potential for commercialization. This awards-based program incentivizes small businesses to explore their technological potential and profit from developmental commercialization. Qualified small businesses in the nation's R&D arena have the potential to grow high-tech innovation in Nebraska.

The Small Business Technology Transfer Research (STTR) program expands funding opportunities in federal innovation research and development (R&D). Expansion of public-private sector partnerships are a vital component of this program, which include joint venture opportunities between small businesses and nonprofit research institutions. One unique feature of the STTR program is the requirement for small businesses to form an official collaboration with a research institution for Phase 1 and Phase 2 funding. STTR's most important role is to bridge the gap between the performance of basic science and the commercialization of resulting innovations.

The Nebraska Phase 0 program assists small Nebraska businesses during the federal application process, which encourages companies to leverage funding for federal research in Nebraska. The Nebraska SBIR/STTR Phase 1 and Phase 2 matching programs incentivize innovative Nebraska businesses to apply and develop technologies in our state. By providing matching grants to support research and commercialization in Nebraska, federal research and money are invested into Nebraska.

Applicants for Phase 0 grants may be reimbursed up to \$5,000 per project for costs sustained during preparations for a Phase 1 grant application. Phase 1 and Phase 2 grants will match awards of up to \$100,000 or 65% of the federal grant. In addition, applicants must be a small, for-

profit business that conducts at least 51% of the activities proposed under the federal application in the State of Nebraska.

In 2015 and 2016, the BIA awarded \$831,420 in SBIR/STTR grants to 24 Nebraska companies in Hastings, Lincoln, Omaha, Papillion, South Sioux City and Venango.

SBIR recipient, IntelliFarm, listed in the SBIR grants graph below, utilized the program to compete for federal innovation dollars to grow the company's product development operation. IntelliFarm's ability to leverage federal money in Nebraska runs parallel to its efforts to develop potentially-beneficial technologies in our state. In 2015, the Lincoln-based company partnered with the University of Nebraska's Nebraska Innovation Campus to build student-based learning opportunities in computer science and engineering. IntelliFarm develops ag-based products designed to grow efficiency within Nebraska's number one industry. Also noteworthy has been IntelliFarm's ability to attract young, highly-educated employees to continue building the company.

As the number of SBIR/STTR applications in Nebraska continues to grow, business owners and entrepreneurs are increasingly working with DED to build Nebraska's reputation as a contender in this nationally-competitive program. Ongoing technological developments in Nebraska companies encourage cost-effective, streamlined business practices to grow production and increase their ability to compete for highly-skilled Nebraska employees.

Omaha-based company Esculon received a \$50,000 Prototype Grant to develop a new medical device to improve outcomes for surgical patients. The company's chest tube drainage system, called Thoraguard, was developed to drain air and fluid from patients undergoing cardiothoracic surgery. Typical chest tubes have a tendency to become occluded, preventing drainage and causing a condition called Retained Blood Complex, which can lead to longer stays, increased medical expenses, or death.

Creation of the company's Thoroaguard prototype, funded by DED, prevents and clears clogs, allowing for the use of a smaller tube. The device includes a chest tube and monitor, which automates post-surgical chest tube management and ensures adequate drainage.

Esculon also received a \$97,500 SBIR grant, which is listed below, in 2016. Company leaders say access to state funding is playing a vital role in Esculon's efforts to remain competitive in the nation's evolving medical technology industry.

*"Esculon highly values the opportunity to help develop our company's products with Nebraska resources. Support for the development of state-of-the-art medical devices clarifies DED's commitment to growing new opportunities for our businesses that, in this case, have the potential to allow Nebraskans to lead longer, safer lives."*

**Evan Luxon**  
Co-Founder and President, Esculon

**Small Business Innovation Research Grant Recipients 2015-2016:**

SBIR Award Type	Company	Award	Location
Phase 0	Bugeaters Labs	\$5,000	Lincoln
Phase 0	F&S Medical Solutions	\$4,000	Omaha
Phase II	21st Century Systems	\$100,000	Omaha
Phase I	Garner Industries	\$64,920	Lincoln
Phase I	Vajra Instruments	\$100,000	Lincoln
Phase 0	Staticlabs, LLC	\$5,000	Lincoln
Phase 0	Soval Solutions	\$5,000	Omaha
Phase 0	Innovative Prosthetics & Orthotics	\$5,000	Hastings
Phase 0	Intellifarm	\$5,000	Lincoln
Phase 0	Windcall Manufacturing	\$5,000	Venango
Phase II	Therapeutic Vision	\$100,000	Omaha
Phase 0	Infinite 8 Institute, L3C	\$5,000	Omaha
Phase 0	Weather Corps, Inc.	\$5,000	Papillion
Phase II	Airlift Environmental, LLC	\$100,000	Lincoln
Phase I	Esculon, LLC	\$ 97,500	Lincoln
Phase 0	Drive Spotter, Inc.	\$5,000	Omaha
Phase 0	Multi Mechanics, Inc.	\$5,000	Omaha
Phase II	Transgenomic, Inc.	\$100,000	Omaha
Phase 0	Healthease Db a miTRAX	\$5,000	Lincoln
Phase 0	Neurocarrus	\$5,000	Lincoln
Phase 0	Green Star Gasifiers, LLC	\$5,000	South Sioux City
Phase I	Bohemica Pharmaceuticals, LLC	\$100,000	Omaha
	Applications Received		24
	Applications Funded		22
	Funding Awarded		\$831,420

**SEED INVESTMENT (COMMERCIALIZATION) PROGRAM**

The Seed Investment program provides up to \$500,000 in financial assistance to individuals and businesses operating in Nebraska to support proof of concept or development of products, technology transfers, and activities that stimulate innovation-driven economic growth. State seed money may be used by businesses to introduce a new prototype or process in the marketplace. Eligible uses of seed investments may include, but are not limited to:

- Equipment
- Job Creation
- Job Training
- Leasehold Improvements
- Working Capital

Eligible businesses include any Nebraska-based corporation, Limited Liability Company, partnership or registered limited partnership, sole proprietorship, business trust, or other entity with less than 500

employees engaged in non-retail primary industries that are adding value to products and processes in Nebraska. In lieu of a grant, companies receive funding assistance through an investment from DED's non-profit partner, Invest Nebraska. The organization provides assistance to companies via a stand-alone convertible note or as part of a minimum-qualified round of equity financing.

Applicants must prove their commitment to innovation, raising private investment dollars, and producing a technically sound and marketable, successful product. Businesses must also show



Food Processing Center, University of Nebraska-Lincoln.

*"Support from DED and Invest Nebraska allowed Blue Prairie Brands to build the early value investors seek by using Nebraska people and institutions. This specifically allowed us to integrate efforts at the Scottsbluff Extension Office with work at the Food Processing Center in Lincoln. Blue Prairie Brands is an excellent example of how small investments from the state can yield significantly larger private investments. Nebraska's economic development programs send a strong message to entrepreneurs and investors that the state is willing and able to support new businesses and new opportunities for Nebraskans."*

**Brad Justice**  
Director of Operations, Blue Prairie Brands

potential for stimulating innovation-driven economic growth and provide a 100% funding match in the amount of the Seed Investment. Businesses utilizing investments focused on value-added agriculture must provide a 20% funding match.

Western Nebraska-based Blue Prairie Brands processes locally-grown chicory to develop food products such as gluten-free chicory flour, which is processed to replace ingredients made with sugar and starch as a healthier food option for consumers. During the 2015-2016 fiscal year, the company received \$500,000 from the Seed Investment

Program to develop products in tandem with the University of Nebraska-Lincoln's Food Processing Center on the Nebraska Innovation Campus. This investment from the State of Nebraska enabled a successful series of fundraising efforts that brought an additional \$6 million in venture capital investment to Blue Prairie Brands and western Nebraska in August 2016.

The Seed Investment Program in Fiscal Year 2015-2016 provided \$1,750,000 in six companies based in Lincoln, North Bend, Omaha and Scottsbluff. Additional grant details are listed below:

**Seed Investment Program 2015-2016:**

Award Type	Company	Investment	Location
Commercialization	Blue Prairie Brands	\$250,000	Scottsbluff
Commercialization	Materials and Machines Corp. of America	\$250,000	Lincoln
Commercialization	FDMR, Inc.	\$50,000	Omaha
Commercialization	CropMetrics, LLC	\$250,000	North Bend
Commercialization	Adjavance Technologies	\$450,000	Lincoln
Commercialization	Blue Prairie Brands	\$250,000	Scottsbluff
Commercialization	RaceNote, Inc.	\$250,000	Omaha
Applications Received			14
Applications Funded			7
Funding Awarded			\$1,750,000


Early benefits of the Business Innovation Act led to one Lincoln company's growth in Nebraska's agricultural sector by using several programs listed above. Precision livestock analysis company, Quantified Ag, supplies feedlot workers with resources to identify sick animals sooner and more accurately.

The company received Prototype and Phase 0 SBIR funding in 2014, and last year, received \$100,000 in Academic R&D money to partner with the University of Nebraska to develop and test new technology. The company also earned \$150,000 in Seed Investment funding in September 2016.

Company leaders say ongoing assistance from DED and the state has built Quantified Ag's reputation as a growing investor in Nebraska's ag sector.


*"The Prototype grant came in at just the right time. With the funding from DED, product development was able to continue during the time before getting investment, which was really important to keep the company going."*

**Vishal Singh**  
CEO, Quantified Ag



Using Quantified Ag ear tags, a feedlot manager uses his phone to check the health and condition of cattle in his feedlot.





# NEBRASKA OPERATIONAL ASSISTANCE ACT

High-growth companies across Nebraska often rely on continued capital investment to build and sustain their businesses. Establishing a consistent funding source not only encourages sustainability, but also has the potential to attract additional private equity. The Nebraska Operational Assistance Act helps potential high-growth Nebraska businesses establish a foundation for that purpose.

DED selected its non-profit 501(c)(3) partner, Invest Nebraska, to develop the Operational Assistance Act as a public-private venture to assist companies across the state. The organization advises and invests in early-stage businesses and is governed by a 10-member volunteer board of directors with extensive experience in:

- Accounting
- Angel Investing
- Banking
- Early-stage entrepreneurial development
- Investment portfolio management
- Patent Law
- Private equity
- Transaction Law
- University research and commercialization
- Venture capital

Since 2009, Invest Nebraska has contributed more than \$11.4 million to start-up businesses in Nebraska in the form of loans, convertible debt and equity. As of December 31, 2016, these businesses received a total of \$55.8 million of co-invested capital along with the Invest Nebraska financial assistance. Between 2012 and 2016, the same companies received an additional \$71 million in follow-on capital and created 218 direct jobs with a \$59,600 average annual salary. During this time, these businesses received 49 confirmed patents and have 119 projects currently in the patent process.

In 2016, Invest Nebraska:

- Engaged 133 entrepreneurs to discuss ideas and/or business opportunities
- Provided operational assistance to 101 businesses interested in raising future private capital assets
- Reviewed 57 business plans
- Provided financial assistance to 21 businesses

Invest Nebraska also maintains an online clearinghouse and access point for information about angel investment opportunities in Nebraska through Gust. This online platform is the world's largest equity funding and collaboration platform, connecting more than 400,000 startups in 190 countries with more than 60,000 investment professionals. Gust is the official collaboration

platform for national angel investor federations in 28 countries and continents.

Potential or interested accredited angel investors apply for funding through Invest Nebraska and are invited via email to be members of a "deal room." During this process, interested angels can review material provided by the company, Invest Nebraska, and possible comments about the deal. If the angel requires additional information regarding the company, the potential investor is encouraged to reach out to the company's owner.

Potential funding within the program includes assistance for business planning and structural review, executive recruitment, financial planning, intellectual property development, market analysis, sales and marketing, and valuation modeling and review.

Under the Operational Assistance Act, those utilizing the program may partner with additional service entities to facilitate project effectiveness and form intrastate or industry-specific venture capital networks. In addition, partners may develop a statewide system to facilitate venture capital investing and create a clearinghouse for Nebraska's capital investors.

The act also encourages users to identify potential contributors and provide education about investment opportunities in our state.





# CIVIC AND CONVENTION CENTER FINANCING FUND

(Nebraska Revised Statute 13-2701-13-2710)



The Nebraska Department of Economic Development administers and awards Civic and Community Center Financing Fund (CCCCF) grants to municipalities to encourage and foster a strong quality of life in our communities.

Originally adopted in 1999 as the Local, Civic, Cultural and Convention Center Financing Act, new application criteria with clarified provisions in 2011 updated the program to its current name. In 2013, the Nebraska Legislature amended the act to make recreation centers eligible, and allow funding for planning and technical studies directly related to eligible projects.

Strong statewide participation in the CCCCFF program indicates communities' ongoing efforts to grow Nebraska through the development of civic, community and recreation centers. Buildings listed on the National Register of Historic Places intended for conversion, rehab or reuse are also eligible for funding in this program.

Most Nebraska municipalities are eligible for CCCCFF funding and may apply for a grant in competition with other municipalities. Per statute, the cities of Omaha and Lincoln are not eligible. The City of Ralston, and other municipalities that have received funding from the Sports Arena Facility Financial Assistance Act, are also ineligible to apply for CCCCFF.

Communities may apply for two grants within the program, including:

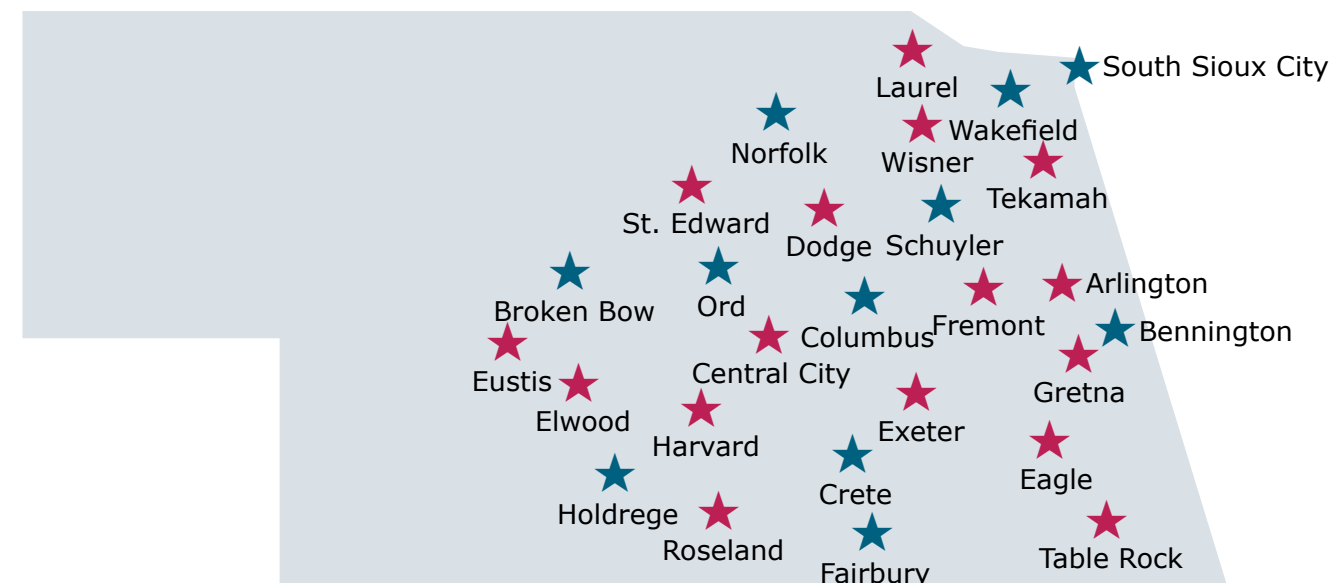
- Planning Grant
- Capital Construction Grant

A municipality may only receive one CCCCFF grant in each category of assistance (planning and construction) in any five-year period. This often encourages a community to apply for a planning grant, thereby developing a stronger project for a later capital construction grant. To qualify, a municipality must own and operate the facility applicable for renovations or expansions. CCCCFF monies may account for no more than 50% for each project's total cost.

In 2016, the State of Nebraska issued an appropriated \$2,100,586 in CCCCFF funding. Of that amount, \$2,065,000 was available as state aid in the 2016 CCCCFF Program Year. A total of \$2,110,480 went to municipalities, including \$35,480 in unused 2015 funds. In addition, \$10,000 in funds were de-obligated from a FY15-16 award in which parties mutually agreed to terminate the CCCCFF contract.

## CCCCFF PROJECT CYCLES

The CCCCFF program operates on an annual cycle. Applications for the 2016 program year were due on June 15 and awarded on June 30. Original contracts are issued for 24 months from the date of notice of award.



- ★ Funds received for projects related to the construction, renovation and development of civic, cultural and convention centers
- ★ Funds received for planning projects

Last year, the agency invited 24 applicants to submit a full application following the pre-application cycle. The pre-application process determines whether a proposed project is eligible under the authorizing statute and Title 90 NAC Rules and Regulations. Population size of an applying municipality and the CCCFF balance annually determines the maximum available grant amount. One community rescinded its application due to a project delay.

Communities across the state requested a total of \$4,994,634 throughout the full application phase. Based on the total amount of funds available, DED awarded 13 of the applications at the total requested amount, and one applicant received a partial award. The City of Ord received the remaining funds, approximately 73.6% of the requested amount.

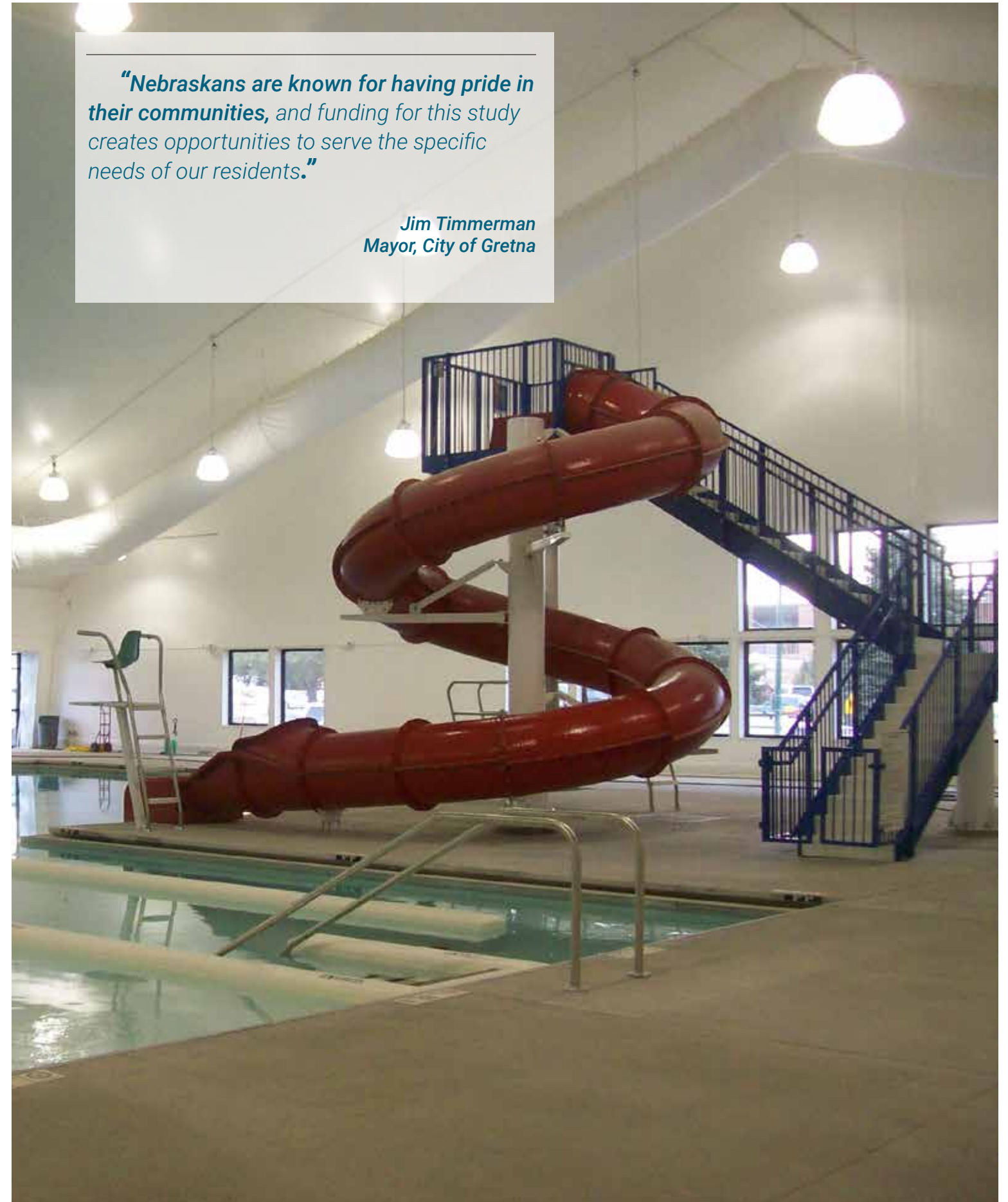
The CCCFF committee recognizes the importance of providing aid for planning purposes based on past performance of those projects with completed planning studies. All planning projects were awarded, and the top-scoring capital construction projects were awarded until funds were depleted. Highest-scoring applicants were awarded first, followed by additional applicants.

The Department plans the timing of award cycles to coincide with anticipated sufficient funds available for the grants and construction season. The CCCFF committee will hold an annual award cycle if the fund balance is sufficient, as well as consider the amount of unpaid funds designated to committed projects.

CCCFF Fiscal Year FY 7/1/2015 – 6/30/2016	
Available for award	
Amount Carried Forward from FY 2014 – 2015	\$35,480
De-obligated Funds FY 2015 – 2016	\$10,000
New Appropriation FY 2015 – 2016	\$2,100,586
<b>Total</b>	<b>\$2,146,066</b>
DED Administrative Budgeted Expenditures	
510000 Personal Services	\$21,660
520000 Operating Expenses	\$14,563
Administrative Budget Total	\$36,222
<b>Total available for FY 2015 – 2016 award</b>	<b>\$ 2,110,480</b>
Actual Expenditures	
510000 Personal Services	\$11,835
520000 Operating Expenses	\$592
Aid	\$2,507,210
<b>Total Actual Expenditures</b>	<b>\$2,519,637</b>
Ending Balance	\$4,819,095
Obligations	\$2,443,230
Unobligated Balance (Year End)	\$2,375,865
Obligated to June Award Cycle (less next FY awards)	\$273,491
Amount of Sales Tax Revenue Generated for the Fund (493100-Operating Transfers In)	\$2,793,082
Interest Earned (481100-Investment Income)	\$98,073
(493200-Operating Transfers Out)	(\$343,900)
<b>Total Receipts FY2015-16</b>	<b>\$2,547,255</b>

*“Nebraskans are known for having pride in their communities, and funding for this study creates opportunities to serve the specific needs of our residents.”*

*Jim Timmerman  
Mayor, City of Gretna*



FY 2015-2016 Application Summary	
Total Amount of Grants (Aid) Applied for Under the Act	\$4,994,634
Full Application Cycle Non-select	\$2,884,154
Total Amount of Awarded Aid Obligated Under Contract	\$2,110,480

Forecast Expenditures FY 2016-2017	
510000 Personal Services	\$13,052
520000 Operating Expenses	\$2,281
Forecast Administrative Total	\$15,333
Aid	\$2,554,950
<b>Forecast Expenditure Total</b>	<b>\$2, 570,283</b>

### CCCFF AWARDED PROJECTS PLANNING PROJECTS

The Department of Economic Development awarded \$84,300 for nine planning projects across Nebraska. The agency awarded projects based on scoring selection criteria listed in Neb. Rev. Statute 13-2707.01, and detailed in Title 90 Rules and Regulations and Application Guidelines. Given the proven value of pre-development planning studies, all eligible planning projects were awarded.

Four cities and four villages will utilize funding for structural planning efforts, several of which include feasibility studies for new or improved central gathering facilities.

- The Village of Dodge and Village of Roseland each received \$10,000 for the planning and development of community centers due to inadequate existing facilities. Leadership within both communities continues to serve as a catalyst for ongoing development.

***“We are proud to live in a state where government entities recognize the need for structural development to grow vitality in our communities.”***

**Brent Clark**  
*Administrator, City of Broken Bow*

A nonprofit organization, the Roseland Community Club, provided matching funds for the project and is currently working with the village on additional fundraising efforts. The village board in Dodge has also committed to matching the \$10,000 funding to explore the feasibility of renovating one of two existing structures in the community.

- The Village of Arlington will utilize its \$10,000 grant to conduct a feasibility study for a multipurpose community building. The study will explore multiple sites and building concepts within the village to serve as an alternate to Arlington’s current community hall, which community leaders consider unfit for safety and functional reasons. The village will provide a \$10,000 match from the village board’s general fund.
- With its \$10,000 funding grant, the City of Gretna will complete a design and planning study for a community center and library. The city, the library foundation, and the Friends of Gretna Public Library organization will each provide matching funds for research and fundraising to create a facility in one location. While the city currently has a children’s and general library facility in two locations, a community center has never been

established. City leaders say utilizing one space has the potential to connect residents and encourage community interaction under one roof.

“Nebraskans are known for having pride in their communities, and funding for this study creates opportunities to serve the specific needs of our residents,” Mayor Jim Timmerman said. “Whether it’s additional space to promote literacy among our children and youth, offer programming to all of our citizens, or supply a facility to celebrate community events, receiving funding for planning this project is another step toward meeting the growing needs in Gretna.”

Additional funding amounts for community planning grants are listed below:

- The City of Tekamah will utilize funding for the potential renovation of the city’s auditorium. Built in 1936, renovation of the facility would include improvements in energy efficiency, ADA accessibility and indoor structural updates to improve functionality. The city will match the agency’s \$4,300 grant to complete an architectural space analysis plan.
- The City of Fremont has committed up to \$40,000 to match its \$10,000 agency grant for city auditorium renovations, which currently serves as a hub for private functions and sporting events.
- In the City of Wisner, a local foundation and city board will each provide \$5,000 in matching funds to the city’s \$10,000 CCCFF grant. The grant will assist in the completion of a feasibility study to renovate Wisner’s city auditorium, built in 1956.
- The Village of Elwood will rely on local involvement to plan a potential Community Wellness Center. The \$10,000 grant will focus on technical studies related to the development of a center, which will elicit participation from both youth and senior



*Chadron Aquatic Building under construction.*



*David city restrooms under construction.*

citizens for their ideas and input. Initial plans for the center include the development of classroom space for training and distance learning classes to strengthen the area’s workforce. The village board and Elwood Schools’ Board of Education each committed a \$5,000 funding match to assist in planning the center.

*“The Department of Economic Development is dedicated to the continuous evaluation of its funding programs in order to grow communities efficiently and effectively. Building ongoing relationships with local economic developers encourages our team to gauge how we can better assist and equip communities to prepare for the application process. Based on this feedback, we are working to streamline our CCCFF program application in 2017.”*

**Courtney Dentlinger**  
**Director, Department of Economic Development**



- An additional \$10,000 grant, awarded to the Village of Table Rock for a community center feasibility study, was terminated at the request of the village. Ownership of the facility changed in 2016, which resulted in an ineligible project at this time. As a result, \$10,000 of de-obligated funds was reallocated to the City of Ord through a contracted amendment.

### **CAPITAL CONSTRUCTION PROJECTS**

Several Nebraska cities received funding for capital construction projects designed to grow their communities' learning opportunities. A total of \$2,026,180 for five capital construction projects will be utilized for projects related to the construction, renovation and development of civic, cultural and convention centers. The agency awarded projects based on scoring selection criteria listed in Neb. Rev. Statute 13-2707, and detailed in Title 90 Rules and Regulations and Application Guidelines. These awards fully expended the available resources in the fund.

The cities of Norfolk and Broken Bow will utilize funding for the renovation and expansion of the communities' public libraries. Plans for Norfolk's library improvements, which will be partially-funded by DED's \$750,000 grant, include a new Early Learning Playground, additional workspace for visitors and staff and expanded parking. Together, the city and the Norfolk Library Foundation will provide \$2,600,000 in matching funds.

“We are proud to live in a state where government entities recognize the need for structural development to grow vitality in our communities,” said Brent Clark, Broken Bow City Administrator.

“Economic success in Broken Bow began through public-private partnerships, and our community is committed to improving and expanding existing public facilities that enrich the lives of our residents,” said City Administrator Brent Clark. “We are proud to live in a state where government entities recognize the need

for structural development to grow vitality in our communities.”

Leaders in the City of Schuyler plan to build a new library with a \$250,000 grant, which will include a new facility designed to meet ADA-accessibility standards, additional off-street parking and a barrier-free entrance. The city's current public library, located in a remodeled grocery store, did not meet ADA regulations.

Residents in the City of Wakefield welcome the opportunity to provide a central location for public events. The city's \$375,000 grant has been designated for construction of a new community center with amenities suitable for both private and public events, including a ballroom with a 500-guest capacity. Additional plans for the center include a commercial kitchen, an executive meeting room and a technology area. Community and state organizations have also committed financial support to the project. The Peter Kiewit Foundation, the Wakefield-based Gardner Foundation and the community's LB840 fund will dedicate \$1,500,000 toward the center's construction.

A \$276,180 CCCFF grant supports plans in the City of Ord to build a new aquatic center. Slated as a premiere tourist facility in north central Nebraska, design plans include the construction of a zero-depth entry pool, a large slide, modern bathhouses with showers and restrooms, swim meet viewing areas and paved parking. Through local fundraising efforts, the city raised matching funds of \$2,252,400 in cooperation with Greater Loup Valley Activities, Inc. As stated in the above Planning Section, \$10,000 in de-obligated funds originally awarded to the Village of Table Rock were reallocated to the City of Ord by contract amendment. The newly reallocated funds increased the City of Ord's total CCCFF funding to \$286,180.

### **NON-SELECT CCCFF PROJECTS**

In this competitive CCCFF program, the review committee selected projects based on each applicant's potential to create attractions and amenities that could benefit a community's financial

and civic vitality. As stated above, each applicant selected by the CCCFF committee was awarded their requested amounts until available funds were depleted. The amount of applications requested in 2016 exceeded the available funds for the award.

Scoring criteria regarding all full applications were based on several factors, including:

- Retention impact
- New resident impact
- Visitor impact
- Project readiness (including local capacity and matching fund resources)
- Project planning

The CCCFF committee values innovation, creativity and progressive local leadership in communities' economic development planning. While the projects listed below scored lower than awarded projects in several areas, the committee encourages 2016 applicants to continue building public-private partnerships while pursuing planning and capital construction projects. Eight out of nine listed applicants that were not selected for funding had success in securing matching funding for their projects.



*Pilger Community Center under construction.*

Below is a brief list of full applications that were not recommended for funding, as well as committed and/or secured matching funding sources:

- The Village of Adams requested \$175,584 to renovate the Adams Community Center. The application provided no information about the source or amount of matching funds.
- The City of Beatrice requested \$187,500 to complete repairs to the city gymnasium's HVAC system. Project planning scored low in funding criteria; all other application criteria scored below average in comparison to awarded projects. The city provided matching funds for the full requested amount.
- The Village of Bellwood requested \$152,250 for expansion and renovation of the community center. The application's scores for new resident and visitor impact were considerably lower than projects chosen for funding. Matching funds from the village, private donations and local committees provided \$152,259 in matching funds.
- The City of Crete requested \$375,000 to retrofit an existing vacant building into a fully accessible, multi-purpose community center. The application's scores for new resident and retention impact were considerably lower than awarded projects. The sale of a local Nebraska National Guard Armory Building will provide matching funds in the full amount.
- The Village of Eustis requested \$320,000 for the renovation of the Eustis Wellness Center. Visitor impact score was among the lowest of all full applicants. Community contributions will provide \$321,996 in matching funds for the project.
- The City of Genoa requested \$225,000 for the construction of an indoor sports and events center, in conjunction with renovations to the area park's grounds. Commitments from private donations and foundations will provide \$226,000 in matching funds. At the

time of the application's submittal, the city had secured \$92,700.

- The Village of Lawrence requested \$375,000 for the construction of a community center. The application's scores for visitor impact, financial support and project readiness were considerably lower than awarded projects. Village leaders pursued in-kind volunteer support, local fundraising efforts and a USDA-REDLG loan application for a total of \$602,350 in matching funds. At the time of the application's submittal, the village had secured \$49,868 of that amount.
- The City of Ravenna requested \$375,000 to build a new library. The city had previously completed a feasibility study to assist in developing the plan. An \$813,000 commitment in matching funds was established from a USDA-RD low interest loan, as well as local fundraising. At the time of the application's submittal, the city had secured \$167,500.
- The City of South Sioux City requested \$600,000 to construct an indoor tennis facility. Overall, the application's scores for each criteria were considerably lower than awarded projects. Retention impact scores were among the lowest of the application pool. Matching funds identified from a private fundraising campaign, which included the contribution of 2.5 acres of land from the city, totaled \$612,109. At the time of the application's renewal, the city had secured \$305,830.

### **FYE 2017 CCCFF PROGRAM OUTLINE**

As outlined above, 2016 CCCFF applicants were required to submit preliminary applications to determine eligibility. Since the majority of the program's pre-applicants were invited to submit a full application in most recent program years, the committee has concluded that the pre-application process will no longer be used for applicants. In

2017, applicants will instead be asked to submit a letter of "intent to apply". The letter must be signed by the chief elected-official of the applying municipality and will serve as an official notice of intent to apply for the CCCFF program.

An applicant's letter of intent shall identify the following:

- Amount of funds to be requested
- Identification of the project's local contract
- Nature of the project (planning or capital construction)
- Project details and estimated budget

Submitted applications undergo further internal eligibility threshold review prior to committee review and scoring. This internal review will verify that the project meets the eligibility requirements of the program as defined in Neb. Rev. Statute 13-2701 – 13-2710, and detailed in Title 90 Rules and Regulations and Application Guidelines.

The internal review shall determine eligibility under the following:

- Project location (Neb. Rev. Statute 13-2701; and 13-2707(3) or 13-2707.01(2))
- Project ownership (Neb. Rev. Statute 13-2703; Title 90 Section 001.04)
- Project operation (Title 90 Section 001.04)
- Use of funds (Neb. Rev. Statute 13-2703 – 13-2704.02)
- Local match (Neb. Rev. Statute 13-2707(2) or 13-2707.01(1))
- Request amount does not exceed allowable (Neb. Rev. Statute 13-2705)



# NEBRASKA AFFORDABLE HOUSING TRUST FUND

(Nebraska Section 81-1201-22)

The Department of Economic Development works consistently with Nebraska communities to grow opportunities in business and housing development. Established in 1996, the Nebraska Affordable Housing Trust Fund (NAHTF) provides financial assistance to develop safe and affordable housing across our state.

Nebraska business and community leaders understand that skilled workers want to build their careers in communities with welcoming neighborhoods and safe housing. A growing number of Nebraska communities are building support for new housing developments through innovation, community leadership, and public-private partnerships. Utilizing economic resources at the state and local levels is a key factor to future success within Nebraska's housing market.

Eligible applications for NAHTF grants include local governments, non-profits and public housing authorities. Applicants typically partner with for-profit developers, builders, lenders, human service providers and state or federal agencies. The program provides matching funds for federal resources, and funds projects designed to serve low-income individuals. Availability of affordable housing is imperative in order to retain skilled Nebraskans in our communities and contribute to Nebraskans' overall quality of life. Home ownership has far-reaching impacts on the business climate in communities across the state; new homeowners' transactions with lenders and realtors, home goods stores and lumberyards have indirect benefits on Main Street. In addition, continuous mortgage and rental payments contribute to a region's

economic vitality, community pride and encourage the potential for new growth.

In 2016, NAHTF awarded \$9,819,735 to 29 housing projects in communities across Nebraska. Of this amount, 10 projects were awarded to help fund projects dedicated to owner-occupied rehab or purchase/rehab/resale projects. Additional grants provided funding for project down payment assistance, new construction with demolition and new rental construction. The fund also provided a total of \$300,000 to five non-profit organizations for technical assistance to increase organizational capacity, provide additional programs or increase their service area.

Norfolk- based NeighborWorks Northeast Nebraska, listed in the first column in the graph below, received \$60,000 in NAHTF Technical Assistance Funds. Growing relationships with members of DED and access to Nebraska funding have contributed to the program's longevity and success, which was established in 1994.

"The NAHTF's Technical Assistance funding allowed NeighborWorks to expand our services to the Columbus area, and has been an important overall component for our organization's growth," said NeighborWorks Northeast Nebraska's Roger Nadrchal. "It's also assisted in the operation of our financial management program that our clients utilize in preparing for home ownership. We appreciate the opportunity to expand our services and programs through technical assistance from NAHTF."

In addition, NeighborWorks Northeast Nebraska received \$600,000 for purchase/rehab/resale projects in 2016. Funding from the local organization and the NAHTF contributed to home-ownership for three generations in one family in northeast Nebraska. The family, which has chosen to remain anonymous, was encouraged by interaction with NeighborWorks and the State of Nebraska to commit to home ownership. Diane and her daughter, Stephanie, both purchased properties that Diane, Stephanie and Stephanie's son now call home. Both say that great leadership from local and state economic development organizations shows Nebraskans' overall willingness to assist families across the state.

"Homeownership has allowed our family to share in a sense of community and get to know our neighbors. Having a long-term home has changed our lives. It's a place to celebrate Christmas and birthdays and spend time with family. Homeownership gives you pride in yourself, your neighborhood and your community."

*"Whether it's business owners, elected officials or employees, the message we hear in communities is consistent: building a strong housing market is essential to growing a strong workforce."*

*Courtney Dentlinger  
Director, Department of Economic Development*





The North Platte-based Lincoln County Community Development Corporation (LCCDC), listed in the graph below, received \$250,000 in funding for projects dedicated toward owner-occupied rehab and demolition, and an additional \$60,000 in technical assistance. In June 2017, community leaders celebrated the completion of phase one of LCCDC’s North Sheridan Estates project, which includes four, three bedroom/two bath rental units. NAHTF provided initial funding for the project, which allowed the organization to purchase the property in 2011. The property will serve households at or below 80% of the area’s median income.

“Assistance from the State of Nebraska encouraged the Lincoln County Community Development Corporation to initiate plans for this project and engage important partners to get the ball rolling,” said LCCDC Executive Director Nancy Striebel. “Members of DED, North Platte Chamber and Development, Goodlife Construction and additional business leaders worked as a team to fund and develop our city’s newest living complex. This project exemplifies the importance in involving both state and local leaders in economic development projects to strengthen Nebraska’s housing market.”

Ongoing plans for housing development projects play a potential role in attracting skilled labor for

some of the North Platte area’s largest employers currently in the hiring process, such as Great Plains Health and Union Pacific.

“Whether it’s from business owners, elected officials or employees, the message we hear in communities is consistent: building a strong housing market is essential to growing a strong workforce,” said DED Director Courtney Dentlinger. “In our travels across the state, my team is working with local leaders, who are in turn working with contractors and developers, to fund projects that initiate turnkey housing. NAHTF continues to be an important resource in that process.”

The awarded projects listed below leveraged between \$18,854 and \$7,273,738 for a total leverage impact of \$20,000,075 in 2016. Funded projects were responsible for the creation of 267 units in communities across Nebraska. Total estimated community investments equaled \$52,798,457.11. While no match funding was provided in 2016, the 10% match requirement has been corrected for the 2017 Annual Cycle and will be reflected in the 2017 Annual Legislative Report.

A list of awarded organizations, projects and funding amounts received during the NAHTF 2016 cycle follows on the next pages:

Organization Awarded	Project Location	Project	Type of Project	Amount Awarded
NeighborWorks Northeast Nebraska	Communities within Colfax, Cuming, Madison Pierce, Platte, Stanton, Wayne Counties	Purchase/ Rehab/ Resale	Homebuyer	\$600,000.00
Three Rivers Housing Dev. Corp.	Communities within Burt, Cuming, Dodge and Washington Counties	Purchase/ Rehab/ Resale	Homebuyer	\$346,500.00
NeighborWorks Lincoln	City of Lincoln	Down Payment Asst with Rehab	Homebuyer	\$220,000.00
NeighborWorks Lincoln	City of Lincoln excluding blocks between Q & R St & from 22nd to 24th St, Lancaster County	New Construction with Down Payment Asst	Homebuyer	\$547,500.00
NeighborWorks Lincoln	City of Lincoln Antelope Square between Q & R St & from 22nd to	New Construction with Down Payment Asst & Demolition	Homebuyer	\$500,000.00
Habitat for Humanity of Omaha, Inc.	Omaha & Waterloo, Douglas County and Blair, Washington County	Purchase/ Rehab/ Resale	Homebuyer	\$500,000.00
Habitat for Humanity of Omaha, Inc.	Omaha & Waterloo, Douglas County and Blair, Washington County	New Construction with Demolition	Homebuyer	\$500,000.00
City of Omaha	City of Omaha Locust Glen Neighborhood, Douglas County	New Construction with Down Payment Asst	Homebuyer	\$480,000.00
City of Omaha	City of Omaha Clifton Hill Neighborhood, Douglas County	New Construction with Down Payment Asst	Homebuyer	\$600,000.00
High Plains Community Dev. Corp.	Communities within Box Butte, Dawes, Morrill, Sheridan, Sioux Counties	Down Payment Asst	Homebuyer	\$90,000.00
Western Nebraska Housing Opportunities	Communities within Scottsbluff County	Down Payment Asst with Rehab	Homebuyer	\$130,000.00
Housing Dev. Corp.	City of Grand Island, Hall County	Purchase/ Rehab/ Resale	Homebuyer	\$400,000.00
Southeast Nebraska Community Action Partnership, Inc.	Communities within Cass, Johnson, Nemaha, Otoe, Pawnee, Richardson and Sarpy Counties	Down Payment Asst with Rehab	Homebuyer	\$257,400.00
Habitat for Humanity of Omaha, Inc.	Omaha & Waterloo, Douglas County and Blair, Washington County	Owner Occupied Rehab	Homeowner	\$636,500.00
City of Omaha	City of Omaha King Science Neighborhood, Douglas County	Owner Occupied Rehab	Homeowner	\$283,500.00





Organization Awarded	Project Location	Project	Type of Project	Amount Awarded
Building a Better Tomorrow	Madison Estates, Madison, Madison County	Rental New Construction	Rental	\$800,000.00
City of Imperial	Heather Estates II, Imperial, Chase County	Rental New Construction	Rental	\$786,000.00
Holy Name Housing Corp.	Adams Park Senior Cottages, Omaha, Douglas County	Rental New Construction	Rental	\$500,000.00
NeighborWorks Northeast Nebraska	Counties of: Colfax, Cuming, Madison, Pierce, Platte, Stanton and Wayne	Non-Profit Operating	Technical Assistance	\$60,000.00
Habitat for Humanity of Omaha, Inc.	City of Omaha	Non-Profit Operating	Technical Assistance	\$60,000.00
Southwest Community Betterment Corp.	Counties of: Chase, Dundy, Hayes, Hitchcock and Perkins	Non-Profit Operating	Technical Assistance	\$60,000.00
Lincoln County Community Dev. Corp.	City of North Platte	Non-Profit Operating	Technical Assistance	\$60,000.00
Housing Dev. Corp.	Counties of: Adams, Clay, Hall, Nuckolls and Webster	Non-Profit Operating	Technical Assistance	\$60,000.00

Organization Awarded	Project Location	Project	Type of Project	Amount Awarded
Central Nebraska Economic Dev., Inc.	Communities within Blaine, Boyd, Brown, Cherry, Custer, Garfield, Greeley, Holt, Keya Paha, Loup, Rock, Sherman, Valley and Wheeler Counties	Owner Occupied Rehab	Homeowner	\$250,000.00
Southwest Community Betterment Corp.	Palisade, Hitchcock County	Owner Occupied Rehab	Homeowner	\$198,750.00
Southwest Community Betterment Corp.	Grant, Madrid, Elsie and Venango in Perkins County	Owner Occupied Rehab	Homeowner	\$231,875.00
Lincoln County Community Dev. Corp.	Brady, Hershey, Maxwell, North Platte, Sutherland, Wallace, Wellfleet, Lincoln County	Owner Occupied Rehab with Demolition	Homeowner	\$ 250,000.00
Superior	City of Superior, Nuckolls County	Owner Occupied Rehab	Homeowner	\$250,000.00
Fairbury	City of Fairbury, Jefferson County	Owner Occupied Rehab	Homeowner	\$161,710.00

Additional statistics on the 2016 NAHTF program are listed below:

**# NAHTF Grants Funded: 29**  
**# NAHTF Apps Received: 51**  
**\$ NAHTF Apps Received: \$16,157,507.00**  
  
**\$ NAHTF Not Awarded: \$6,337,772.00**

The 2016 NAHTF report is listed in its entirety in the chat below:

Congressional	2016 Applications Awarded	Organization Awarded	Project Location	Project	Type of Project	Amount Awarded	Amount of Match*		Percent of Match	Amount Leveraged*	Percent	# Of Units	Occupancy Rate	Expected Monthly	Projected # New	Projected Community Investment
CD1	16-TFHP-15007	NeighborWorks Northeast Nebraska	Communities within Colfax, Cuming, Madison Pierce, Platte, Stanton, Wayne Counties	Purchase/Rehab/Resale		\$600,000.00	\$0		0%	\$ 970,000.00	162%	14	100%	N/A	25.4	\$2,689,707.24
CD1	16-TFHP-15050	Three Rivers Housing Dev. Corp.	Communities within Burt, Cuming, Dodge and Washington Counties	Purchase/Rehab/Resale	Homebuyer	\$346,500.00	\$0		0%	\$18,854.00	5%	7	100%	N/A	5.9	\$625,920.57
CD1	16-TFHP-18028	NeighborWorks Lincoln	City of Lincoln	Down Payment Asst with Rehab	Homebuyer	\$220,000.00	\$0		0%	\$0	0%	8	100%	N/A	3.6	\$376,901.65
CD1	16-TFHP-18029	NeighborWorks Lincoln	City of Lincoln excluding blocks between Q & R St & from 22nd to 24th St, Lancaster County	New Construction with Down Payment Asst	Homebuyer	\$547,500.00	\$0		0%	\$648,788.00	119%	5	100%	N/A	19.4	\$2,049,467.83
CD1	16-TFHP-18053	NeighborWorks Lincoln	City of Lincoln Antelope Square between Q & R St & from 22nd to 24th St, Lancaster County	New Construction with Down Payment Asst & Demolition	Homebuyer	\$500,000.00	\$0		0%	\$7,273,738.00	1455%	12	100%	N/A	125.8	\$13,317,884.94
CD2	16-TFHP-27038	Habitat for Humanity of Omaha, Inc.	Omaha & Waterloo, Douglas County and Blair, Washington County	Purchase/Rehab/Resale	Homebuyer	\$500,000.00	\$0		0%	\$1,481,920.00	296%	16	100%	N/A	32.1	\$3,395,404.18
CD2	16-TFHP-27039	Habitat for Humanity of Omaha, Inc.	Omaha & Waterloo, Douglas County and Blair, Washington County	New Construction with Demolition	Homebuyer	\$500,000.00	\$0		0%	\$1,789,107.00	358%	16	100%	N/A	37	\$3,921,673.67

Congressional	2016 Applications Awarded	Organization Awarded	Project Location	Project	Type of Project	Amount Awarded	Amount of Match*		Percent of Match	Amount Leveraged*	Percent	# Of Units	Occupancy Rate	Expected Monthly	Projected # New	Projected Community Investment
CD2	16-TFHP-27057	City of Omaha	City of Omaha Locust Glen	New Construction with Down Payment Asst	Homebuyer	\$480,000.00	\$0		0%	\$400,000.00	83%	4	100%	N/A	14.2	\$1,507,606.60
CD2	16-TFHP-27059	City of Omaha	City of Omaha Clifton Hill	New Construction with Down Payment Asst	Homebuyer	\$600,000.00	\$0		0%	\$1,425,000.00	238%	9	100%	N/A	32.8	\$3,469,208.38
CD3	16-TFHP-31002	High Plains Community Dev. Corp.	Communities within Box Butte, Dawes, Morrill, Sheridan, Sioux Counties	Down Payment Asst	Homebuyer	\$90,000.00	\$0		0%	\$67,000.00	74%	12	100%	N/A	2.5	\$268,970.72
CD3	16-TFHP-31042	Western Nebraska Housing Opportunities	Communities within Scottsbluff County	Down Payment Asst with Rehab	Homebuyer	\$130,000.00	\$0		0%	\$45,000.00	35%	34	100%	N/A	2.8	\$299,808.13
CD3	16-TFHP-34044	Housing Dev. Corp.	City of Grand Island, Hall County	Purchase/ Rehab/ Resale	Homebuyer	\$400,000.00	\$0		0%	\$75,000.00	19%	3	100%	N/A	7.7	\$813,764.93
CD3	16-TFHP-36019	Southeast Nebraska Community Action Partnership, Inc.	Communities within Cass, Johnson, Nemaha, Otoe, Pawnee, Richardson and Sarpy Counties	Down Payment Asst with Rehab	Homebuyer	\$257,400.00	\$0		0%	\$10,500.00	4%	10	100%	N/A	4.3	\$458,963.42
CD2	16-TFHO-27036	Habitat for Humanity of Omaha, Inc.	Omaha & Waterloo, Douglas County and Blair, Washington County	Owner Occupied Rehab	Homeowner	\$636,500.00	\$0		0%	\$538,650.00	85%	42	100%	N/A	19	\$2,013,254.43

Congressional	2016 Applications Awarded	Organization Awarded	Project Location	Project	Type of Project	Amount Awarded	Amount of Match*		Percent of Match	Amount Leveraged*	Percent	# Of Units	Occupancy Rate	Expected Monthly	Projected # New	Projected Community Investment
CD2	16-TFHO-27058	City of Omaha	City of Omaha King Science	Owner Occupied Rehab	Homeowner	\$283,500.00	\$0		0%	\$180,000.00	63%	9	100%	N/A	7.5	\$794,063.25
CD3	16-TFHO-32009	Central Nebraska Economic Dev., Inc.	Communities within Blaine, Boyd, Brown, Cherry, Custer, Garfield, Greeley, Holt, Keya Paha, Loup, Rock, Sherman, Valley and Wheeler Counties	Owner Occupied Rehab	Homeowner	\$250,000.00	\$0		0%	\$20,000.00	8%	8	100%	N/A	4.4	\$462,561.12
CD3	16-TFHO-33014	Southwest Community Betterment Corp.	Palisade, Hitchcock County	Owner Occupied Rehab	Homeowner	\$198,750.00	\$0		0%	\$16,610.00	8%	6	100%	N/A	3.5	\$368,952.45
CD3	16-TFHO-33015	Southwest Community Betterment Corp.	Grant, Madrid, Elsie and Venango in Perkins County	Owner Occupied Rehab	Homeowner	\$231,875.00	\$0		0%	\$19,460.00	8%	7	100%	N/A	4.1	\$430,584.44
CD3	16-TFHO-33026	Lincoln County Community Dev. Corp.	Brady, Hershey, Maxwell, North Platte, Sutherland, Wallace, Wellfleet, Lincoln County	Owner Occupied Rehab with Demolition	Homeowner	\$250,000.00	\$0		0%	\$15,000.00	6%	4	100%	N/A	4.3	\$453,995.17
CD3	16-TFHO-34035	Superior	City of Superior, Nuckolls County	Owner Occupied Rehab	Homeowner	\$250,000.00	\$0		0%	\$50,000.00	20%	7	100%	N/A	4.9	\$513,956.80
CD3	16-TFHO-36012	Fairbury	City of Fairbury, Jefferson County	Owner Occupied Rehab	Homeowner	\$161,710.00	\$0		0%	\$0	0%	7	100%	N/A	2.6	\$277,039.85
CD1	16-TFRH-15056	Building a Better Tomorrow	Madison Estates, Madison, Madison County	Rental New Construction	Rental	\$800,000.00	\$0		0%	\$215,000.00	27%	4	93%	Need Est Rents	16.4	\$1,738,887.16

Congressional	2016 Applications Awarded	Organization Awarded	Project Location	Project	Type of Project	Amount Awarded	Amount of Match*		Percent of Match	Amount Leveraged*	Percent	# Of Units	Occupancy Rate	Expected Monthly	Projected # New	Projected Community Investment
CD3	16-TFRH-33055	City of Imperial	Heather Estates II, Imperial, Chase County	Rental New Construction	Rental	\$786,000.00	\$0		0%	\$228,500.00	29%	5	93%	Need Est Rents	16.4	\$1,738,030.57
CD2	16-TFRH-20073	Holy Name Housing Corp.	Adams Park Senior Cottages, Omaha, Douglas County	Rental New Construction	Rental	\$500,000.00	\$0		0%	\$4,868,458.00	974%	18	93%	Need Est Rents	86.9	\$9,197,184.93
CD1	16-TFTA-15008	NeighborWorks Northeast Nebraska	Counties of: Colfax, Cuming, Madison, Pierce, Platte, Stanton and Wayne	Non-Profit Operating	Technical Assistance	\$60,000.00	\$0		0%	\$90,000.00	150%	0	N/A	N/A	2.4	\$256,978.40
CD2	16-TFTA-27037	Habitat for Humanity of Omaha, Inc.	City of Omaha	Non-Profit Operating	Technical Assistance	\$60,000.00	\$0		0%	\$470,000.00	783%	0	N/A	N/A	8.6	\$907,990.34
CD3	16-TFTA-33016	Southwest Community Betterment Corp.	Counties of: Chase, Dundy, Hayes, Hitchcock and Perkins	Non-Profit Operating	Technical Assistance	\$60,000.00	\$0		0%	\$8,114.50	14%	0	N/A	N/A	1.1	\$116,693.03
CD3	16-TFTA-33027	Lincoln County Community Dev. Corp	City of North Platte	Non-Profit Operating	Technical Assistance	\$60,000.00	\$0		0%	\$71,376.00	119%	0	N/A	N/A	2.1	\$225,071.96
CD3	16-TFTA-34045	Housing Dev. Corp.	Counties of: Adams, Clay, Hall, Nuckolls and Webster	Non-Profit Operating	Technical Assistance	\$60,000.00	\$0		0%	\$3,000.00	5%	0	N/A	N/A	1	\$107,930.93
	Totals					\$9,819,735.00	\$0		0%	\$20,999,075.50	214%	267	99%		498.7	\$52,798,457.11



The Nebraska Affordable Housing Act also requires to report information on awards previous to the 2016 Calendar Year, the following includes reporting years 1998 through 2015:

Grant Number	Name of Recipient	Location(s)	Activity	Amount Awarded	Leverage Amount	Total Project Cost	Units Completed	Employment Generated	Community Investment
98HO103	Panhandle Community Services	Sidney	NC	\$336,000	\$2,730,513	\$3,066,513	83	46.9	\$4,653,318
98HO104	Scottsbluff Terrytown Gering CDC	Scottsbluff	NC	\$243,000	\$1,123,954	\$1,366,954	15	23.4	\$2,372,052
98HO203	Village of Johnstown	Johnstown	R	\$143,250	\$256,750	\$400,000	14	9.2	\$669,264
98HO206	City of Loup City	Loup City	DP	\$143,250	\$822,428	\$965,678	4	13.6	\$1,336,047
98HO304	Gothenburg Housing Dev. Corp.	Gothenburg	NC	\$234,212	\$1,332,083	\$1,566,295	43	20.6	\$2,319,195
98HO305	Mid-Nebraska Community Services	Imperial	NC	\$125,810	\$407,820	\$533,630	5	10.1	\$948,695
98HO404	Central Nebraska Goodwill Housing	Grand Island	NC	\$47,516	\$546,300	\$593,816	16	10.2	\$1,072,414
98HO407	City of St. Paul	St. Paul	DP	\$150,000	\$716,000	\$866,000	14	11.9	\$1,229,268
98HO409	City of Grand Island	Grand Island	NC	\$100,000	\$124,441	\$224,441	1	3.9	\$405,334
98HO510	Progress Corporation Oakland	Oakland	NC	\$148,500	\$320,700	\$469,200	8	7.8	\$348,252
98HO511	Allen Dev. Group	Allen	NC	\$53,800	\$105,000	\$158,800	2	1.8	\$201,090
98HO513	Village of Winslow	Winslow	R	\$104,000	\$296,000	\$400,000	14	9.1	\$779,676
98HO514	City of Tilden	Tilden	R	\$200,000	\$0	\$200,000	21	4.8	\$406,794
98HO523	Leigh & Snyder Housing Corp.	Leigh & Snyder	NC	\$107,000	\$759,473	\$866,473	16	13.3	\$1,405,608

Grant Number	Name of Recipient	Location(s)	Activity	Amount Awarded	Leverage Amount	Total Project Cost	Units Completed	Employment Generated	Community Investment
98HO612	Gage County Economic Dev. Corp.	Beatrice	NC	\$239,490	\$1,324,750	\$1,564,240	44	23.2	\$2,364,326
98HO613	Southeast Nebraska Community Action	Nebraska City	NC	\$158,340	\$1,399,390	\$1,557,730	42	23.5	\$2,457,853
98HO614	Catholic Charities	David City	NC	\$50,000	\$975,006	\$1,025,006	16	13.9	\$1,524,548
98HO615	Auburn Affordable Housing	Auburn	NC	\$220,000	\$1,087,202	\$1,307,202	3	17.4	\$1,968,544
98HO701	Housing and Neighborhood Developers	Omaha	DP	\$77,500	\$708,309	\$785,809	14	13.8	\$1,597,429
98HO702	Holy Name Housing Corp.	Omaha	NC	\$88,600	\$1,888,153	\$1,976,753	50	34.7	\$4,018,433
98HO703	South Omaha Affordable Housing Corp.	Omaha	DP	\$41,936	\$1,542,457	\$1,584,393	18	27.8	\$3,220,826
98HO705	Omaha Economic Dev. Corp.	Omaha	NC	\$57,000	\$2,314,330	\$2,371,330	18	41.6	\$4,820,548
98HO706	Omaha 100, Inc.	Omaha	DP	\$125,000	\$141,000	\$266,000	55	4.7	\$540,736
98HO708	Bethpage, Inc.	Omaha	NC	\$100,000	\$1,878,109	\$1,978,109	16	34.7	\$4,021,190
98HO709	Mount Moriah Missionary Baptist Church Dev. Corp.	Omaha	R	\$61,704	\$3,255,261	\$3,316,965	64	77.1	\$8,013,521
98HO710	South Omaha Affordable Housing Corp.	Omaha	NC	\$38,000	\$1,786,600	\$1,824,600	19	32.0	\$3,709,130
98HO711	South Omaha Affordable Housing Corp.	Omaha	NC	\$33,600	\$1,984,861	\$2,018,461	21	35.4	\$4,103,218

Grant Number	Name of Recipient	Location(s)	Activity	Amount Awarded	Leverage Amount	Total Project Cost	Units Completed	Employment Generated	Community Investment
98HO806	City of Lincoln	Lincoln	NC	\$257,324	\$2,968,000	\$3,225,324	33	58.0	\$6,189,168
98HO902	Native Council on Economic and CD	Macy	NC	\$76,500	\$0	\$76,500	20	1.0	\$109,355
98HO903	Winnebago Tribe	Winnebago	I	\$72,955	\$561,000	\$633,955	12	2.3	\$243,551
99TF102	City of Scottsbluff	Scottsbluff	R	\$200,000	\$26,000	\$226,000	9	5.3	\$466,475
99TF202	Burwell Housing Authority	Burwell	NC	\$180,000	\$447,509	\$627,509	9	8.2	\$880,786
99TF204	Village of Scotia	Scotia	R	\$195,000	\$17,000	\$212,000	19	4.2	\$341,618
99TF207	City of Bassett	Bassett	DP	\$90,000	\$255,000	\$345,000	5	4.7	\$486,531
99TF209	Central Nebraska Community Services, Inc.	Boyd, Brown, Holt, Keya Paha & Rock Counties	R/DP	\$305,000	\$370,200	\$675,200	19	9.2	\$930,767
99TF301	SW NE Community Betterment Corp.	Grant	NC	\$150,000	\$497,000	\$647,000	6	8.0	\$924,043
99TF302	Mid-Nebraska Community Services	Imperial	NC	\$190,000	\$21,033	\$211,033	2	3.4	\$358,792
99TF305	McCook Economic Dev. Corp.	McCook	NC	\$459,361	\$1,337,544	\$1,796,905	12	28.2	\$2,879,099
99TF306	Cambridge Housing Authority	Cambridge	R	\$235,620	\$962,963	\$1,198,583	16	22.5	\$2,112,117
99TF401	Harvard Townhouse, Inc.	Harvard	NC	\$200,000	\$437,750	\$637,750	8	8.1	\$926,528
99TF402	Orleans Housing Authority	Orleans	NC	\$142,073	\$317,980	\$460,053	6	6.3	\$645,314

Grant Number	Name of Recipient	Location(s)	Activity	Amount Awarded	Leverage Amount	Total Project Cost	Units Completed	Employment Generated	Community Investment
99TF403	Central City Housing Authority	Central City	NC	\$217,712	\$1,087,224	\$1,304,936	16	17.4	\$1,959,452
99TF404	Autumn Village, Inc.	Kearney	NC	\$65,419	\$877,500	\$942,919	15	15.1	\$1,603,123
99TF406	City of Holdrege	Holdrege	R	\$200,000	\$60,277	\$260,277	7	5.2	\$479,634
99TF501	Tilden Housing Dev. Corp.	Tilden	NC	\$190,000	\$601,992	\$791,992	7	13.4	\$1,380,160
99TF507	Building Furures II, Inc.	Norfolk	NC	\$28,985	\$591,400	\$620,385	10	10.6	\$1,081,112
99TF509	Clearwater	Clearwater	R/DP	\$400,000	\$348,129	\$748,129	29	10.0	\$1,059,381
99TF514	Village of Leigh	16 Counties in Northeast Nebraska	R	\$300,000	\$49,500	\$349,500	35	5.4	\$566,965
99TF515	Woodland Park Housing Authority	Stanton County	R	\$400,000	\$36,000	\$436,000	4	5.3	\$613,537
99TF517	Elkhorn Valley CDC	Norfolk	DP	\$210,000	\$1,300,000	\$1,510,000	17	25.7	\$2,631,394
99TF601	Blue Valley Community Action	Beatrice	NC	\$250,000	\$1,747,000	\$1,997,000	34	28.6	\$3,013,474
99TF602	Osceola Shelby Housing I, Limited Partnership	Osceola & Shelby	NC	\$270,000	\$718,700	\$988,700	12	11.9	\$1,376,613
99TF603	Southeast Nebraska Affordable Housing Council	8 Counties in Southeast Nebraska	R	\$400,000	\$1,408,000	\$1,808,000	12	32.9	\$3,248,912
99TF604	Southeast Nebraska Affordable Housing Council	Plattsmouth	R	\$190,752	\$457,332	\$648,084	6	11.8	\$1,164,584

Grant Number	Name of Recipient	Location(s)	Activity	Amount Awarded	Leverage Amount	Total Project Cost	Units Completed	Employment Generated	Community Investment
99TF609	Southeast Nebraska Affordable Housing Council	Seward	NC	\$473,464	\$1,348,103	\$1,821,567	12	24.7	\$2,756,730
99TF610	Gage County Economic Dev. Corp.	Beatrice	NC	\$437,176	\$1,382,466	\$1,819,642	12	26.1	\$2,745,840
99TF612	City of Seward	Seward	NC	\$215,000	\$898,863	\$1,113,863	14	15.1	\$1,685,703
99TF701	Christmas in April - Omaha	Omaha	R	\$146,000	\$79,000	\$225,000	79	5.1	\$543,392
99TF706	City of Omaha	Omaha	DP	\$500,000	\$4,770,000	\$5,270,000	6	89.4	\$10,692,415
99TF708	Immanuel Elderly Housing	Omaha	NC	\$250,000	\$4,139,777	\$4,389,777	50	74.5	\$8,906,511
99TF801	Christmas in April - Lincoln	Lincoln	R	\$33,000	\$31,833	\$64,833	8	1.5	\$147,502
99TF802	City of Lincoln	Lincoln	R	\$200,000	\$207,000	\$407,000	11	9.6	\$925,968
99TF803	Lincoln Action Program	Lincoln	NC	\$80,000	\$178,000	\$258,000	16	4.5	\$563,693
99TFPD102	Scotts Bluff County Housing Authority	Scotts Bluff County	PD	\$15,650	\$0	\$15,650	NA	0.6	\$35,699
99TFPD602	Southeast Nebraska Affordable Housing Council	Plattsmouth	PD	\$10,000	\$1,000	\$11,000	NA	0.4	\$22,004
99TFPD603	Nemaha County Economic Dev. Alliance	Nemaha	PD	\$9,000	\$1,000	\$10,000	NA	0.4	\$18,639
99TFPD606	23 Preservation Foundation	Fairbury	PD	\$20,000	\$0	\$20,000	NA	0.9	\$38,223
99TFPD702	Community Housing and Services Corp.	Omaha	PD	\$20,000	\$172,245	\$192,245	NA	7.7	\$533,432



Grant Number	Name of Recipient	Location(s)	Activity	Amount Awarded	Leverage Amount	Total Project Cost	Units Completed	Employment Generated	Community Investment
99TFPD801	Daywatch	Lincoln	PD	\$20,000	\$2,000	\$22,000	NA	1.0	\$55,501
99TFTA101	High Plains Community Dev. Corp.	Dawes, Sheridan, Sioux & Box Butte Counties	TA	\$27,785	\$27,785	\$55,570	NA	2.1	\$95,323
99TFTA201	Central Nebraska Community Services, Inc.	Loup City	TA	\$16,823	\$0	\$16,823	NA	0.6	\$25,711
99TFTA401	Mid-Nebraska Community Services	Kearney	TA	\$25,000	\$66,417	\$91,417	NA	5.1	\$180,465
99TFTA501	Wayne County HDC	Wayne	TA	\$4,540	\$2,412	\$6,952	NA	0.3	\$13,283
99TFTA504	Northeast Housing Initiative	Cedar, Dixon & Pierce Counties	TA	\$26,980	\$27,200	\$54,180	NA	0.7	\$76,242
99TFTA505	Three Rivers Dev. Corp. (Burt/Washington County CHDO)	Tekamah	TA	\$25,000	\$0	\$25,000	NA	0.7	\$51,546
99TFTA601	Blue Valley Community Action	Fairbury	TA	\$25,000	\$3,571	\$28,571	NA	1.3	\$54,604
99TFTA602	Blue Valley Community Action	Fairbury	TA	\$25,000	\$95,648	\$120,648	NA	5.3	\$230,578
99TFTA701	Omaha 100, Inc.	Omaha	TA	\$25,000	\$141,000	\$166,000	NA	6.5	\$460,195
99TFTA702	Omaha Economic Dev. Corp.	Omaha	TA	\$25,000	\$25,000	\$50,000	NA	2.0	\$138,613
99TFTA703	South Omaha Affordable Housing Corp.	Omaha	TA	\$25,000	\$98,622	\$123,622	NA	4.9	\$312,712
99TFTA704	Family Housing Advisory Services	Omaha	TA	\$25,000	\$179,400	\$204,400	NA	8.1	\$566,651

Grant Number	Name of Recipient	Location(s)	Activity	Amount Awarded	Leverage Amount	Total Project Cost	Units Completed	Employment Generated	Community Investment
99TFTA712	Housing and Neighborhood Developers	Omaha	TA	\$24,000	\$139,500	\$163,500	NA	6.4	\$453,264
99TFTA802	Nebraska Association of CHDOs	Statewide	TA	\$25,000	\$67,772	\$92,772	NA	4.4	\$232,429
99TFTA902	Nee-Shock-Ha-Chee CDC	Winnebago	TA	\$30,872	\$80,163	\$111,035	NA	2.2	\$177,193
00TFATP001	GPPVA Education Center	Statewide	R	\$200,000	\$0	\$200,000	12	4.8	\$482,438
00TFHP102	Panhandle Community Services	Cheyenne County	DP	\$142,494	\$1,294,000	\$1,436,494	2	22.0	\$2,179,825
00TFHP103	High Plains CDC	Dawes, Sheridan, Sioux & Box Butte Counties	DP	\$158,500	\$37,425	\$195,925	14	7.4	\$336,083
00TFHP201	CORE Dev.	Holt County	R/DP	\$250,000	\$167,500	\$417,500	18	7.8	\$684,987
00TFHP203	City of Sargent	Merna, Anselmo, Comstock & Sargent	R	\$400,000	\$36,000	\$436,000	12	14.2	\$1,441,408
00TFHP301	City of Imperial	Imperial	R	\$52,600	\$157,800	\$210,400	1	4.0	\$374,052
00TFHP303	SW NE Community Betterment Corp.	Chase, Dundy, Hayes, Hitchcock & Perkins County	R/DP	\$255,350	\$131,850	\$387,200	14	7.4	\$688,369
00TFHP505	City of Wakefield	Wakefield	DP	\$314,650	\$900,000	\$1,214,650	14	13.3	\$1,585,300
00TFHP506	City of Dakota City	Dakota City	DP	\$158,700	\$1,124,000	\$1,282,700	10	14.7	\$1,866,596
00TFHP507	CORE Dev.	Antelope County	DP	\$55,994	\$109,725	\$165,719	12	2.2	\$234,612

Grant Number	Name of Recipient	Location(s)	Activity	Amount Awarded	Leverage Amount	Total Project Cost	Units Completed	Employment Generated	Community Investment
00TFHP601	Blue Valley Community Action	Butler, Fillmore, Gage, Polk, Jefferson, Saline, Seward, Thayer, & York Counties	DP	\$300,000	\$3,090,910	\$3,390,910	60	48.5	\$5,116,885
00TFHP701	City of Omaha	Omaha	DP	\$676,762	\$1,036,200	\$1,712,962	39	67.5	\$4,748,776
00TFHP801	City of Lincoln	Lincoln	DP/R/NC	\$349,804	\$2,720,000	\$3,069,804	5	58.2	\$6,254,063
00TFHP901	Northern Ponca Housing Authority	Federal Designated Service Area	R	\$192,000	\$17,100	\$209,100	5	4.8	\$425,450
00TFPD401	City of Genoa	Genoa	PD	\$4,500	\$2,200	\$6,700	NA	0.3	\$31,512
00TFPD501	City of Crofton	Crofton	PD	\$4,500	\$500	\$5,000	NA	0.1	\$10,835
00TFPD601	Greater Wahoo Dev. Foundation	Wahoo	PD	\$20,000	\$2,742	\$22,742	NA	0.7	\$45,286
00TFRH102	Scotts Bluff County Housing Authority	Scotts Bluff County	NC	\$163,500	\$474,500	\$638,000	7	10.3	\$1,114,203
00TFRH202	City of Albion	Albion	NC	\$221,500	\$411,061	\$632,561	8	8.3	\$895,530
00TFRH302	Bethpage, Inc.	Lexington & Holdrege	NC	\$40,000	\$543,583	\$583,583	6	11.6	\$1,075,418
00TFRH402	Hastings/ Adams County HDC	Hastings	NC	\$168,500	\$1,477,251	\$1,645,751	16	25.3	\$2,858,269
00TFRH502	Catholic Charities	Columbus	NC	\$250,000	\$0	\$250,000	24	3.4	\$399,309
00TFRH503	Northeast Housing Initiative	West Point	NC	\$164,958	\$485,042	\$650,000	8	7.6	\$878,456
00TFRH504	Columbus Dev. Corp.	Columbus	NC	\$460,693	\$1,413,851	\$1,874,544	12	25.6	\$2,994,092

Grant Number	Name of Recipient	Location(s)	Activity	Amount Awarded	Leverage Amount	Total Project Cost	Units Completed	Employment Generated	Community Investment
00TFRH505	Good Sheppard Assisted Living Center	Blair	NC	\$27,538	\$1,360,733	\$1,388,271	20	15.8	\$2,066,743
00TFRH603	Southeast Community College	Beatrice	NC	\$131,251	\$902,779	\$1,034,030	10	14.4	\$1,560,500
00TFRH609	Seward County Housing Corp.	Seward	NC	\$373,000	\$935,546	\$1,308,546	16	17.8	\$1,980,332
00TFRH610	Nemaha County Economic Dev. Alliance	Johnson, Auburn & Nemaha	NC	\$400,000	\$1,299,421	\$1,699,421	16	5.3	\$602,369
00TFRH701	Douglas County Housing Authority	Omaha	NC	\$200,000	\$2,057,103	\$2,257,103	20	37.3	\$4,581,940
00TFRH702	South Omaha Affordable Housing Corp.	Omaha	NC	\$340,980	\$3,776,020	\$4,117,000	30	68.1	\$8,357,548
00TFRH801	Lincoln Civic Housing	Lincoln	NC	\$350,000	\$6,012,609	\$6,362,609	20	107.9	\$12,187,190
00TFSD101	Panhandle Community Services	Sidney	DP	\$150,000	\$3,206,200	\$3,356,200	9	51.3	\$5,092,907
00TFSD102	Scotts Bluff County Housing Authority	Gering	I	\$200,000	\$290,500	\$490,500	15	11.5	\$845,228
00TFSD501	City of Norfolk	Norfolk	I	\$400,000	\$5,347,165	\$5,747,165	32	97.8	\$10,015,268
00TFTA301	SW NE Community Betterment Corp.	Grant	TA	\$25,000	\$0	\$25,000	NA	0.9	\$42,872
00TFTA701	Holy Name Housing Corp.	Omaha	TA	\$25,000	\$127,847	\$152,847	NA	5.9	\$426,945
00TFTA704	Omaha Habitat for Humanity	Omaha	TA	\$25,000	\$65,000	\$90,000	NA	6.3	\$454,573

Grant Number	Name of Recipient	Location(s)	Activity	Amount Awarded	Leverage Amount	Total Project Cost	Units Completed	Employment Generated	Community Investment
00TFTA705	Family Housing Advisory Services	Omaha	TA	\$25,000	\$259,000	\$284,000	NA	11.0	\$793,298
00TFTA802	Nebraska Housing Resource	Lincoln	TA	\$25,000	\$25,000	\$50,000	NA	0.8	\$95,771
00TFTA901	Native Council on Economic and CD	Walthill	TA	\$25,000	\$40,000	\$65,000	NA	1.3	\$106,352
01TFATP001	GPPVA Education Center	Statewide	R	\$200,000	\$0	\$200,000	5	4.8	\$482,438
01TFHP001	Nebraska Housing Resource	Statewide	NC	\$100,000	\$53,250	\$153,250	4	3.7	\$369,668
01TFHP202	City of Atkinson	Atkinson, Emmet, Spencer, Bristow, Butte & Lynch	DP/R	\$400,000	\$427,500	\$827,500	18	11.3	\$1,166,969
01TFHP302	SW NE Community Betterment Corp.	Chase, Dundy, Hayes, Hitchcock & Perkins County	R	\$333,900	\$116,900	\$450,800	21	8.6	\$801,438
01TFHP402	Hastings/ Adams County HDC	Hastings	DP	\$94,500	\$553,000	\$647,500	10	9.8	\$1,124,550
01TFHP403	Mid-Nebraska Community Action	Buffalo County	R	\$400,000	\$36,400	\$436,400	17	7.0	\$741,954
01TFHP501	Village of Leigh	Burt, Cedar, Colfax, Cuming, Dixon, Dodge, Madison, Pierce, Platte, Stanton, Thurston & Wayne Counties	DP	\$400,000	\$1,586,172	\$1,986,172	29	25.9	\$2,657,532

Grant Number	Name of Recipient	Location(s)	Activity	Amount Awarded	Leverage Amount	Total Project Cost	Units Completed	Employment Generated	Community Investment
01TFHP503	Elkhorn Valley CDC	Norfolk	R/DP	\$410,000	\$1,575,000	\$1,985,000	18	33.8	\$3,459,150
01TFHP701	City of Omaha	Omaha	NC	\$445,238	\$0	\$445,238	32	7.8	\$905,100
01TFHP801	City of Lincoln	Lincoln	NC	\$230,134	\$667,000	\$897,134	12	4.1	\$441,611
01TFIN602	Blue Valley Community Action	Wymore	SI	\$50,000	\$15,000	\$65,000	2	0.9	\$98,085
01TFPD605	Syracuse Housing Dev.	Syracuse	PD	\$17,000	\$0	\$17,000	NA	0.3	\$25,653
01TFPD606	Beatrice Housing Agency	Beatrice	PD	\$17,500	\$0	\$17,500	NA	0.2	\$26,407
01TFPD801	Southeast Nebraska Affordable Housing Council	Lincoln	PD	\$56,380	\$0	\$56,380	NA	1.0	\$108,189
01TFRH104	Cirrus House, Inc.	Scottsbluff	NC	\$385,181	\$1,788,416	\$2,173,597	29	35.0	\$3,795,981
01TFRH201	Keyapaha Housing Corp.	Valentine	NC	\$50,000	\$538,015	\$588,015	8	8.0	\$829,239
01TFRH202	Pilgrim/OEDC Dev. Corp.	Omaha	NC	\$50,000	\$50,000	\$0	20	1.9	\$139,665
01TFRH301	Keith County Housing Dev. Corp.	Ogallala	NC	\$401,400	\$961,812	\$1,363,212	16	24.1	\$2,078,731
01TFRH501	Fremont Housing Authority	Fremont	NC	\$376,000	\$4,055,692	\$4,431,692	39	75.4	\$7,722,866
01TFRH701	New Creations	Omaha	NC	\$100,000	\$0	\$100,000	19	3.9	\$279,330
01TFTA001	Nebraska Housing Resource	Statewide	OS	\$40,000	\$4,000	\$44,000	NA	0.8	\$84,433
01TFTA301	SW NE Community Betterment Corp.	Grant	OS	\$25,000	\$0	\$25,000	NA	0.9	\$42,872

Grant Number	Name of Recipient	Location(s)	Activity	Amount Awarded	Leverage Amount	Total Project Cost	Units Completed	Employment Generated	Community Investment
01TFTA502	Native Council on Economic and CD	Macy & Walthill	OS	\$25,000	\$0	\$25,000	NA	0.5	\$40,905
01TFTA702	South Omaha Affordable Housing Corp.	Omaha	OS	\$25,000	\$0	\$25,000	NA	1.0	\$69,833
01TFTA703	Family Housing Advisory Services	Omaha	OS	\$25,000	\$0	\$25,000	NA	1.0	\$69,833
01TFTA704	Omaha 100, Inc.	Omaha	OS	\$25,000	\$0	\$25,000	NA	1.0	\$69,833
01TFTA801	Nebraska Association of CHDOs	Statewide	OS	\$25,000	\$123,325	\$148,325	NA	1.0	\$115,883
02TFHP001	Nebraska Housing Developers	Statewide	OS	\$200,000	\$16,800	\$216,800	NA	5.2	\$522,963
02TFHP103	Housing Authority - Scotts Bluff	Gering	NC	\$200,000	\$86,830	\$286,830	5	6.7	\$494,289
02TFHP302	West Central Nebraska Dev. Dist.	Brady, Farnam, Maxwell	NC	\$135,000	\$213,000	\$348,000	1	4.4	\$514,509
02TFHP306	SW NE Community Betterment Corp.	Grant	NC	\$154,000	\$0	\$154,000	12	1.9	\$219,942
02TFHP308	Keith County Housing Dev. Corp.	Ogallala	DP	\$31,000	\$0	\$31,000	5	0.6	\$62,216
02TFHP507	City of Norfolk	Norfolk	NC	\$531,800	\$1,532,300	\$2,064,100	6	35.1	\$3,596,994
02TFHP601	City of Seward	Seward	DP	\$308,000	\$1,100,000	\$1,408,000	21	19.1	\$2,130,844
02TFHP701	City of Omaha	Omaha	NC/R	\$352,200	\$2,224,000	\$2,576,200	0	43.7	\$5,226,907
02TFHP801	Nebraska Housing Resource	Statewide	NC	\$200,000	\$20,000	\$220,000	3	3.5	\$421,392

Grant Number	Name of Recipient	Location(s)	Activity	Amount Awarded	Leverage Amount	Total Project Cost	Units Completed	Employment Generated	Community Investment
02TFHP802	City of Lincoln	Lincoln	NC	\$244,800	\$560,000	\$804,800	9	15.3	\$1,639,815
02TFRH301	Lincoln County CDC	North Platte	NC	\$400,000	\$3,592,664	\$3,991,664	49	66.2	\$6,796,987
02TFRH302	NAF Senior Housing II, Inc.	Imperial	NC	\$50,000	\$625,700	\$675,700	8	12.8	\$1,201,269
02TFRH503	Fremont Housing Authority	Fremont	NC	\$400,000	\$2,280,500	\$2,680,500	32	45.6	\$4,671,160
02TFRH603	City of Beatrice	Beatrice	R	\$250,000	\$2,230,000	\$2,480,000	0	36.8	\$3,748,484
02TFRH608	Syracuse Housing Dev.	Syracuse	NC	\$292,005	\$864,000	\$1,156,005	12	20.4	\$1,744,412
02TFTA103	High Plains CDC	Chadron area	OS	\$114,000	\$3,400	\$117,400	NA	1.4	\$64,155
02TFTA301	Keith County CDC	Ogallala	OS	\$10,325	\$13,942	\$24,267	NA	0.2	\$17,235
02TFTA302	SW NE Community Betterment Corp.	Grant	OS	\$74,000	\$3,400	\$77,400	NA	0.6	\$53,414
02TFTA303	Lincoln County CDC	North Platte	OS	\$114,000	\$20,000	\$134,000	NA	0.9	\$91,950
02TFTA306	McCook Economic Dev. Corp.	McCook	OS	\$118,378	\$4,000	\$122,378	NA	0.7	\$70,499
02TFTA401	Mid-Nebraska Community Services	Kearney	OS	\$120,000	\$4,000	\$124,000	NA	0.7	\$74,807
02TFTA402	Hastings/ Adams County HDC	Hastings	OS	\$114,000	\$3,400	\$117,400	NA	0.6	\$64,955
02TFTA501	Wayne County CDC	Wayne	OS	\$20,000	\$20,000	\$40,000	NA	0.4	\$52,206
02TFTA502	Northeast Housing Initiative	Cedar, Dixon, Knox & Pierce Counties	OS	\$114,000	\$57,000	\$171,000	NA	1.2	\$128,055

Grant Number	Name of Recipient	Location(s)	Activity	Amount Awarded	Leverage Amount	Total Project Cost	Units Completed	Employment Generated	Community Investment
02TFTA503	Ho-Chunk Community Dev. Corp.	Winnebago	OS	\$125,000	\$4,000	\$129,000	NA	0.7	\$70,430
02TFTA504	Three Rivers Dev. Corp. (Burt / Washington County CHDO)	Burt/ Washington County	OS	\$120,000	\$0	\$120,000	NA	0.7	\$69,705
02TFTA505	Elkhorn Valley CDC	Norfolk	OS	\$114,000	\$3,400	\$117,400	NA	0.6	\$65,175
02TFTA601	Blue Valley Community Action, Inc.	Fairbury	OS	\$114,000	\$3,400	\$117,400	NA	0.5	\$56,436
02TFTA602	SE Nebraska Affordable Housing	Lincoln	OS	\$20,000	\$20,000	\$40,000	NA	0.7	\$71,878
02TFTA702	S. Omaha Afford Housing Corp.	Omaha	OS	\$20,000	\$30,205	\$50,205	NA	2.0	\$140,225
02TFTA703	Omaha 100, Inc.	Omaha	OS	\$20,000	\$20,000	\$40,000	NA	0.7	\$81,314
02TFTA704	Family Housing Advisory Services	Omaha	OS	\$20,000	\$20,000	\$40,000	NA	0.7	\$81,314
02TFTA801	Nebraska Housing Resource	Statewide	OS	\$114,000	\$3,400	\$117,400	NA	0.6	\$71,637
02TFTA802	Lincoln Action Program	Lancaster and Saunders Counties	OS	\$80,000	\$28,700	\$108,700	NA	1.2	\$150,100
02TFTA803	Nebraska Association of CHDOs	Statewide	OS	\$129,000	\$3,400	\$132,400	NA	0.7	\$81,714
03TFDH501	Northeast NE Econ. Dev. District	Coleridge	NC	\$116,000	\$11,500	\$127,500	0	3.1	\$259,331
03TFDH601	Blue Valley Community Action	Deshler	NC	\$197,000	\$390,000	\$587,000	0	8.4	\$886

Grant Number	Name of Recipient	Location(s)	Activity	Amount Awarded	Leverage Amount	Total Project Cost	Units Completed	Employment Generated	Community Investment
03TFHP204	Northeast Housing Initiative	Knox County	R	\$200,000	\$16,800	\$216,800	1	5.2	\$440,965
03TFHP303	Keith County	Keith County	DP	\$56,000	\$400,000	\$456,000	7	8.0	\$691,949
03TFHP601	Lincoln Action Program	Lancaster County	DP	\$400,000	\$2,846,000	\$3,246,000	0	56.6	\$7,092,044
03TFRH201	Village of Page	Page	NC	\$95,300	\$72,300	\$167,600	2	2.8	\$292,067
03TFRH501	City of Norfolk	Norfolk	NC	\$400,000	\$1,776,500	\$2,176,500	24	37.2	\$3,792,871
03TFRH605	Southeast Nebraska Affordable Housing Council	Syracuse & Tecumseh	NC	\$450,000	\$1,360,480	\$1,810,480	0	31.9	\$2,732,015
03TFRH607	MLH Nebraska Housing Corp.	Lincoln & York	NC	\$100,000	\$1,154,826	\$1,254,826	10	23.8	\$2,556,763
03TFRH902	Omaha Tribal Housing Authority	Macy	NC	\$307,000	\$3,034,681	\$3,341,681	0	43.7	\$4,776,859
	South Central Behavioral Services	Hastings	NC	\$300,000	\$1,500,000	\$1,800,000	0	27.7	\$3,126,162
03TFTA103	Western Nebraska Housing Opportunities	Scotts Bluff County	OS	\$40,000	\$4,000	\$44,000	NA	1.0	\$75,824
03TFTA502	Wayne CHDO	Pender, Homer, Jackson, Hubbard, and Cumming County	OS	\$80,000	\$4,000	\$84,000	NA	1.9	\$84,070
03TFTA603	SE Nebraska Affordable Housing	Lincoln	OS	\$40,000	\$4,000	\$44,000	NA	1.6	\$88,016
04TFDH601	Lincoln Action Program	Southern Lancaster County including Hallam	R	\$400,000	\$40,000	\$440,000	0	7.7	\$961,337

Grant Number	Name of Recipient	Location(s)	Activity	Amount Awarded	Leverage Amount	Total Project Cost	Units Completed	Employment Generated	Community Investment
04TFDH602	Blue Valley Community Action	Gage, Saline and Cass Counties	R	\$400,000	\$174,000	\$574,000	0	7.8	\$866,166
04TFHO207	CORE Dev.	Brunswick, Chambers, Clearwater, Elgin, Ewing, Inman, Oakdale, Orchard, Page, Royal and Neligh	R	\$300,000	\$30,000	\$330,000	0	4.4	\$467,188
04TFHP103	Western Nebraska Housing Opportunities	Scotts Bluff County	DP	\$146,600	\$736,000	\$882,600	0	14.2	\$1,541,372
04TFHP202	Northeast Housing Initiative	Knox County	R	\$119,980	\$200,550	\$320,530	0	7.7	\$651,949
04TFHP305	SW NE Community Betterment Corp.	Perkins, Chase, Dundy, Hitchcock and Hayes Counties	R	\$170,000	\$14,490	\$184,490	0	3.5	\$327,989
04TFHP703	City of Omaha	Omaha	NC	\$416,000	\$661,000	\$1,077,000	0	18.3	\$2,185,148
04TFHP802	Neighborhoods, Inc.	Lincoln	NC	\$270,000	\$1,378,541	\$1,648,541	0	31.3	\$3,358,974
04TFHP803	Neighborhoods, Inc.	Lincoln	DP	\$280,000	\$1,867,741	\$2,147,741	0	40.8	\$4,376,116
04TFTA902	ISANTI Comm. Res. Org.	Santee	OS	\$40,000	\$16,640	\$56,640	NA	0.9	\$90,662
04TFTA903	Native Council on Economic & CD	Walthill	OS	\$40,000	\$69,984	\$109,984	NA	1.7	\$176,049
05TFHP109	High Plains CDC	Chadron, Crawford, Harrison, Alliance, Hemingford, Gordon, Rushville and Hay Springs	DPA	\$120,000	\$26,800	\$146,800	18	5.5	\$251,816

Grant Number	Name of Recipient	Location(s)	Activity	Amount Awarded	Leverage Amount	Total Project Cost	Units Completed	Employment Generated	Community Investment
05TFHO351	Lincoln County CDC	Brady, Hershey, Maxwell, North Platte, Sutherland, Wallace and Wellfleet	OOR	\$100,000	\$30,000	\$130,000	5	2.2	\$221,363
05TFHP316	McCook EDC	McCook	PRR	\$200,000	\$93,300	\$293,300	6	4.6	\$469,941
05TFHO318	Community Action Partnership of Mid-Nebraska	Furnas, Frontier, Red Willow counties	OOR	\$300,000	\$15,000	\$315,000	18	4.9	\$504,710
05TFHP148	Western Nebraska Housing Opportunities	Scotts Bluff county	PRR	\$200,000	\$116,000	\$316,000	7	5.1	\$551,862
05TFTA101	High Plains CDC	Western Nebraska	OS	\$50,000	\$34,872	\$84,872	0	3.2	\$145,587
05TFHP103	Western Nebraska Housing Opportunities	Scotts Bluff county	DPA	\$146,600	\$736,000	\$882,600	8	14.2	\$1,541,372
05TFHO624	Beatrice	Beatrice	OOR	\$500,000	\$5,000	\$505,000	11	7.5	\$763,300
05TFHP821	NeighborhoodWorks	Lincoln	DPA/Rehab	\$400,000	\$1,932,000	\$2,332,000	10	44.3	\$4,751,551
05TFHP822	NeighborhoodWorks	Lincoln	NC	\$300,000	\$1,084,703	\$1,384,703	18	26.3	\$2,821,392
05TFRH626	Southeast Affordable Housing Council	Nebraska City, Auburn	NC	\$350,000	\$1,917,175	\$2,467,175	15	43.5	\$3,772,968
05TFHP611	Southeast Nebraska Community Action	Nemaha, Otoe, Richardson, Saunders Counties	DPA/Rehab	\$350,000	\$978,400	\$1,328,400	16	20.0	\$2,096,006



Grant Number	Name of Recipient	Location(s)	Activity	Amount Awarded	Leverage Amount	Total Project Cost	Units Completed	Employment Generated	Community Investment
05TFTA244	Central Nebraska Economic Dev., Inc.	Blaine, Boyd, Cherry, Custer, Garfield, Greely, Holt, Howard, Keya Paha, Loup, Rock, Sherman, Valley and Wheeler Counties	OS	\$120,000	\$24,372	\$144,372	0	0.6	\$60,654
05TFHP427	Housing Dev. Corp.	Hastings	NC	\$263,000	\$869,000	\$1,132,000	8	17.1	\$1,966,009
05TFHO417	Community Action Partnership of Mid-Nebraska	Franklin, Webster Counties	OOR	\$250,000	\$24,000	\$274,000	12	4.3	\$439,018
05TFHP215	CORE, Inc.	Antelope, Holt Counties	DPA	\$192,000	\$375,000	\$567,000	14	7.5	\$802,714
05TFHO254	CORE, Inc.	Antelope, Holt Counties	OOR	\$200,000	\$20,000	\$220,000	9	2.9	\$311,459

Grant Number	Name of Recipient	Location(s)	Activity	Amount Awarded	Leverage Amount	Total Project Cost	Units Completed	Employment Generated	Community Investment
05TFRH402	Sutton Housing Agency	Sutton	NC	\$337,000	\$689,900	\$1,026,900	8	13.5	\$1,453,804
05TFHO252	Northeast Economic Dev., Inc.	Boone, Antelope, Holt Counties	OOR	\$200,000	\$16,300	\$216,300	9	2.9	\$304,377
05TFPD412	Housing	Harvard	PD	\$136,000	\$15,000	\$151,000	0	1.9	\$219,374
05TFDH401	Housing Dev. Corp.	Hall, Adams Counties	DH	\$738,000	\$0	\$738,000	82	12.8	\$1,332,807
05TFHO534	Norfolk	Norfolk	OOR	\$196,500	\$0	\$196,500	9	3.3	\$342,430
05TFHO553	Northeast Economic Dev., Inc.	Burt, Cedar, Colfax, Cuming, Dakota, Dixon and Dodge Counties Rural Douglas, Madison, Pierce, Stanton, Thurston, Wasington and Wayne	OOR	\$300,000	\$24,000	\$324,000	14	4.3	\$455,932
05TFHO750	Omaha	OIC, Highland South Neighborhoods in Omaha	OOR	\$766,800	\$125,000	\$891,800	36	15.2	\$1,809,392
05TFHP746	Omaha	Charles Place Dev. in Omaha	DPA	\$551,200	\$1,335,200	\$1,886,400	12	32.1	\$3,827,357
05TFHP535	Wayne	Wayne	DPA	\$178,000	\$720,000	\$898,000	8	9.0	\$1,172,025
05TFRH504	Wisner	Wisner	Rental	\$70,000	\$70,000	\$140,000	8	1.4	\$182,721
05TFRH503	Progress Corp.	Oakland	Rental	\$49,500	\$49,500	\$99,000	16	1.0	\$129,210
05TFRH751	Midwest Housing Equity Group		NC	\$190,000	\$3,145,000	\$3,335,000	18	56.8	\$6,766,452
05TFHO1001	Nebraska Housing Developers Assoc.	Statewide	OOR	\$200,000	\$220,000	\$420,000	22	2.1	\$246,870

Grant Number	Name of Recipient	Location(s)	Activity	Amount Awarded	Leverage Amount	Total Project Cost	Units Completed	Employment Generated	Community Investment
06TFHO409	Housing Dev. Corp.	Adams, Clay, Hall, Nuckols, Webster Counties	OOR	\$236,000	\$44,000	\$280,000	8	4.9	\$505,672
06TFHO502	Rebuilding Together	Omaha	OOR	\$159,000					
06TFHO835	Lincoln Action Program	Lincoln	OOR	\$257,900	\$4,300	\$262,200	9	5.0	\$534,244
06TFHP101	High Plains CDC	Box Butte, Dawes, Sheridan, & Sioux Counties	DPA	\$100,000	\$40,000	\$140,000	2	2.2	\$237,033
06TFHP2107	Northeast Housing Initiative	Knox, Antelope counties	PRR	\$150,000	\$260,000	\$410,000	8	9.8	\$833,928
06TFHP326	McCook Economic Dev. Corp.	McCook	PRR	\$95,400	\$0	\$95,400	30	1.5	\$161,521
06TFHP401	Housing Dev. Corp.	Harvard	PRR/DP	\$284,000	\$424,000	\$708,000	13	8.9	\$1,028,588
06TFHP413	Ravenna	Ravenna	DP	\$202,800	\$534,750	\$737,550	6	11.8	\$1,253,960
06TFHP555	Stanton	Stanton	NC/DP	\$237,800	\$370,949	\$608,749	3	8.1	\$856,630
06TFHP577	Norfolk	Norfolk	NC	\$400,000	\$4,563,500	\$4,963,500	35	84.8	\$8,649,628
06TFHP579	Pender Economic Dev.	Pender	NC/DP	\$115,400	\$83,600	\$199,000	2	3.1	\$318,535



Grant Number	Name of Recipient	Location(s)	Activity	Amount Awarded	Leverage Amount	Total Project Cost	Units Completed	Employment Generated	Community Investment
06TFHP581	Northeast Economic Dev.	Burt, Cedar, Colfax, Cuming, Dakota, Dixon, Dodge, Douglas, Madison, Pierce, Platte, Stanton, Thurston, Washington, Wayne Counties	DP	\$365,700	\$45,300	\$411,000	17	5.5	\$578,358
06TFHP631	York Housing Authority	York	DP	\$342,000	\$1,000,000	\$1,342,000	8	25.5	\$2,734,384
06TFHP643	Thayer County	Thayer County	DP	\$250,000	\$512,000	\$762,000	8	3.2	\$366,305
06TFHP759	Omaha	Omaha	NC/DP	\$800,000	\$2,090,000	\$2,890,000	18	49.2	\$5,863,582
06TFHR801	Lincoln	Lincoln	OOR	\$250,000	\$32,500	\$282,500	33	5.4	\$575,606



Grant Number	Name of Recipient	Location(s)	Activity	Amount Awarded	Leverage Amount	Total Project Cost	Units Completed	Employment Generated	Community Investment
06TFHP832	Neighborhoods, Inc.	Lincoln	PRR/DP	\$320,000	\$965,500	\$1,285,500	11	24.4	\$2,619,262
06TFHP834	Lincoln Action Program	Clinton Neighborhood	PRR	\$398,600	\$423,400	\$822,000	7	15.6	\$1,674,860
06TFDR617	Blue Valley Community Action	Hebron	DR	\$194,700	\$5,500	\$200,200	8	0.9	\$96,239
06TFDR618	Blue Valley Community Action	Beatrice	DR	\$404,400	\$6,500	\$410,900	16	6.1	\$621,069
06TFDR701	Midwest Housing Dev. Fund, Inc.	3525 Evans, Omaha	DR	\$230,745	\$9,755	\$240,500	18	4.1	\$487,956
06TFDR833	Lincoln Action Program	Jonna Court, Lincoln	DR	\$516,471	-\$305,471	\$211,000	8	4.0	\$429,921
06TFRH101	Cirrus House, Inc.	Scottsbluff	NC	\$72,725	\$1,011,803	\$1,084,528	8	17.4	\$1,894,019
06TFRH5112	Douglas County Housing Authority	Valley	NC	\$600,000	\$1,661,882	\$2,261,882	12	38.5	\$4,589,180
06TFRH701	New Community Dev. Corp.	Omaha	NC	\$300,000	\$8,221,632	\$8,521,632	51	145.0	\$17,289,720
06TFRH9103	Southeast NE Affordable Housing Council	Crete	NC	\$432,551	\$2,756,134	\$3,188,685	24	43.3	\$4,811,726
06TFDR9102	Gordon Housing Authority	Gordon	R	\$150,000	\$0	\$150,000	5	2.4	\$253,963
06TFRH1093	Panhandle Community Services	Sidney	NC	\$100,000	\$620,100	\$720,100	6	11.5	\$1,219,194
06TFTA9001	NE Housing Developers Association	Statewide	OS	\$20,000	\$52,000	\$72,000		1.2	\$121,902
06TFTA1001	NE Housing Developers Association	Statewide	OS	\$80,000	\$18,723	\$98,723	0	0.3	\$34,517

Grant Number	Name of Recipient	Location(s)	Activity	Amount Awarded	Leverage Amount	Total Project Cost	Units Completed	Employment Generated	Community Investment
06TFTA157	Panhandle Community Services	Banner, Cheyenne, Deuel, Garden, Kimball, Morrill, Scotts Bluff Counties	OS	\$40,000	\$48,500	\$88,500	0	1.4	\$154,556
06TFTA192	High Plains CDC	Box Butte, Dawes, Sheridan, Sioux Counties	OS	\$50,000	\$52,659	\$102,659	0	3.8	\$176,098
06TFTA307	Community Action Partnership of Mid-Nebraska	Frontier, Furnas, Gosper Counties	OS	\$20,000	\$20,000	\$40,000	0	0.2	\$16,023
06-TFTA323	McCook Economic Dev. Corp.	McCook	OS	\$64,000	\$90,000	\$154,000	0	2.4	\$246,747
06TFTA364	Keith County HDC	Keith County	OS	\$80,000	\$1,250	\$81,250	0	0.7	\$62,901
06TFTA374	Lincoln County CDC	Lincoln County	OS	\$80,000	\$22,500	\$102,500	0	1.1	\$106,425
06TFTA406	Community Action Partnership of Mid-Nebraska	Adams, Buffalo, Clay, Franklin, Harlan, Kearney, Nuckolls, Phelps, Webster Counties	OS	\$60,000	\$0	\$60,000	0	0.5	\$54,179
06TFTA528	Wayne Community HDC	Wayne, Cuming, Thurston Counties	OS	\$120,000	\$31,000	\$151,000	0	0.7	\$92,666
06TFTA705	GESU Housing	Cliffton Hills in Omaha	OS	\$80,000	\$86,000	\$166,000	0	2.1	\$255,644
06TFTA721	Midwest Housing Dev. Fund, Inc.	Omaha	OS	\$120,000	\$161,800	\$281,800	0	3.4	\$409,436
06TFTA744	Builder Foundation	Omaha	OS	\$40,000	\$37,000	\$77,000	0	1.3	\$156,227

Grant Number	Name of Recipient	Location(s)	Activity	Amount Awarded	Leverage Amount	Total Project Cost	Units Completed	Employment Generated	Community Investment
06TFTA9100	Omaha	Omaha	OS	\$31,800	\$30,000	\$61,800	0	1.1	\$125,387
06TFTA950	Nebraska Housing Developers Association	Statewide	OS	\$10,600	\$10,600	\$21,200	0	0.1	\$12,461
06TFTA952	Nebraska Housing Developers Association	Statewide	OS	\$48,400	\$63,600	\$112,000	0	0.6	\$65,832
06TFTA994	High Plains CDC	Western Nebraska	OS	\$20,000	\$0	\$20,000	0	0.8	\$34,307
06TFTA9104	Northeast Economic Dev.	Platte Center	OS	\$3,200	\$0	\$3,200	0	0.7	\$74,722
06TFHP998	Omaha	Omaha	OS	\$249,100	\$0	\$249,100	0	1.1	\$125,387
07TFTA1013	High Plains CDC	Chadron	TA	\$60,000	\$68,400	\$128,400	0	4.8	\$220,253
07TFTA9074	NHDA	Statewide	TA	\$22,000	\$0	\$22,000	0	0.1	\$12,931
07TFTA5096	ISANTI	Santee	TA	\$120,000	\$0	\$120,000	0	1.9	\$192,081
07TFTHP1014	High Plains CDC	Dawes, Sheridan, Box Butte and Sheridan Counties	DPA	\$101,760	\$25,600	\$127,360	8	4.7	\$218,469
07TFTHP1025	WNHO	Scottsbluff County	DPA	\$242,900	\$896,500	\$1,139,400	38	18.4	\$1,989,847
07TFTHP2031	CNED, Inc.	O'Neill	NC	\$420,200	\$1,309,800	\$1,730,000	8	23.6	\$2,384,805
07TFTHP2033	CNED, Inc.	17 County Area N Central NE	DPA	\$150,000	\$26,050	\$176,050	7	2.4	\$242,685
07TFTHP3022	Keith County	Keith County	DPA	\$106,000	\$1,150,000	\$1,256,000	19	21.3	\$1,915,240
07TFTH03054	SW NE Community Betterment Corp.	Perkins County	OOR	\$200,000	14400	\$214,400	9	4.1	\$380,452
07TFTHP3055	SW NE Community Betterment Corp.	Chase, Dundy, Hitchcock & Perkins Counties	DPA	\$200,000	\$14,000	\$214,000	20	4.1	\$380,452
07TFTHP4069	HDC	Hastings	NC	\$258,100	\$701,000	\$959,100	6	16.8	\$1,732,107

Grant Number	Name of Recipient	Location(s)	Activity	Amount Awarded	Leverage Amount	Total Project Cost	Units Completed	Employment Generated	Community Investment
07TFTHP4071	HDC	Grand Island	PRR	\$295,000	\$645,000	\$940,000	10	16.5	\$1,697,613
07TFTHP5019	NED, Inc.	15 Counties NE	DPA	\$400,000	\$189,000	\$589,000	12	7.8	\$830,401
07TFTHP5044	City of Wayne	Wayne	DPA	\$387,416	\$2,340,525	\$2,727,941	17	27.3	\$3,560,373
07TFTH07087	Omaha	Omaha	OOR	\$300,000	\$104,400	\$404,400	12	7.2	\$820,494
07TFTHP7087	Thayer County	Thayer County	DPA	\$175,000	\$360,000	\$535,000	6	2.2	\$257,183
07TFTHP6057	Midwest Housing Initiatives, Inc.	Seward	NC	\$478,800	\$1,210,000	\$1,688,800	10	22.9	\$2,555,802
07TFTH08037	Neighborhood-Works	Lincoln	OOR	\$258,500	\$4,300	\$262,800	9	5.0	\$535,466
07TFTHP8038	Neighborhood-Works	Lincoln	PRR	\$373,400	\$533,100	\$906,500	7	17.2	\$1,847,032
07TFTHP8039	Neighborhood-Works	Lincoln	PRR	\$266,300	\$228,300	\$494,600	4	9.4	\$1,007,769
07TFTHP8084	Neighborhood-Works	Lincoln	DPA	\$300,000	\$1,000,000	\$1,300,000	10	24.7	\$2,648,806
07TFTHP7088	Omaha	Omaha	DPA	\$800,000	\$2,855,000	\$3,655,000	20	65.1	\$7,416,093
07TFTHP5051	Neighborhood-Works Northeast NE	Colfax and Platte Co.	PRR	\$300,000	\$150,000	\$450,000	10	6.0	\$633,239
07TFDH2078	CNED, Inc.	Central NE	DH	\$240,000	\$0	\$240,000	5	3.3	\$330,840
07TFDH3077	WCNDD	Western Nebraska	DH	\$240,000	\$0	\$240,000	5	9.6	\$411,684
07TFDH4081	MID	Central NE	DH	\$120,000	\$0	\$120,000	5	1.6	\$165,420
07TFDH5079	NED, Inc.	NE Nebraska	DH	\$240,000	\$0	\$240,000	5	3.2	\$337,727
07TFDH6080	BVCA	Southeast NE	DH	\$240,000	\$0	\$240,000	5	3.6	\$362,756
07FRH4061	Midwest Housing Dev. Fund, Inc.	Grand Island	NC	\$397,000	\$4,865,807	\$5,262,807	20	91.3	\$9,504,480
07FRH6072	Pawnee City Community Foundation	Pawnee City, Auburn	NC	\$368,388	\$1,129,420	\$1,497,808	8	4.7	\$530,906
07TFDR6082	BVCA	Crete	RR	\$358,400	\$0	\$358,400	16	5.3	\$541,716

Grant Number	Name of Recipient	Location(s)	Activity	Amount Awarded	Leverage Amount	Total Project Cost	Units Completed	Employment Generated	Community Investment
07TFDR3050	Lincoln County CDC	Hershey & Wallace	RR	\$165,000	\$0	\$165,000	7	2.9	\$280,962
07TFRH5091	Ho Chunk	Winnebago	NC	\$544,700	\$2,610,900	\$3,155,600	20	17.1	\$1,722,860
07TFRH6074	BVCA	Osceola	RR	\$18,000	\$30,000	\$48,000	8	0.7	\$72,551
07TFRH6074	BVCA	Rising City	RR	\$12,000	\$43,000	\$55,000	4	0.8	\$83,132
07TFHP1093	High Plains CDC	Box Butte, Dawes, Sheridan Counties	DPA	\$100,000	\$38,400	\$138,400	23	5.1	\$237,407
07TFRH3016	Dawson County	Dawson County	NC	\$523,329	\$2,589,469	\$3,112,798	18	54.8	\$5,300,472
07TFRH7100	MHDF - Gretna CROWN	Gretna	NC	\$625,000	\$2,344,438	\$2,969,438	15	50.0	\$6,024,751
07TFRH8102	Centerpointe	Lincoln	NC	\$100,000	\$1,223,100	\$1,323,100	10	25.1	\$2,695,874
07TFRH7101	Omaha - Open Door Mission	Omaha	NC	\$450,000	\$11,838,040	\$12,288,040	82	218.7	\$24,931,399
08TFHP4050	HDC	Adams, Cherry, Nuckolls, Webster & Hall Counties	DPA	\$388,050	\$20,000	\$408,050	10	7.1	\$736,927
08TFHP6015	SENCA	Cass, Johnson, Nemaha, Otoe, Pawnee & Richardson Counties	DPA	\$311,300	\$715,800	\$1,027,100	15	17.9	\$1,854,914
08TFHP8034	NHR	Lincoln	DPA	\$318,000	\$2,500,000	\$2,818,000	15	53.5	\$5,741,796
08TFHP8036	NW Lincoln	Lincoln	DPA	\$400,000	\$1,740,000	\$2,140,000	17	40.7	\$4,360,342
08TFHP8039	NW Lincoln	Lincoln	PRR	\$400,000	\$694,200	\$1,094,200	3	20.8	\$2,229,479
08TFHP8040	NW Lincoln	Lincoln	PRR	\$380,500	\$1,474,900	\$1,855,400	6	35.3	\$3,780,457
08TFHP3013	MID	Frontier, Furnas, Gosper & Red Willow Counties (excluding McCook)	DPA	\$260,000	\$410,000	\$670,000	8	8.9	\$923,595

Grant Number	Name of Recipient	Location(s)	Activity	Amount Awarded	Leverage Amount	Total Project Cost	Units Completed	Employment Generated	Community Investment
08TFHO6078	SENCA	Johnson, Nemaha, Pawnee & Richardson Counties	OOR	\$400,000	\$40,000	\$440,000	14	7.7	\$794,628
08TFRH6057	Mosaic	Beatrice	NC	\$100,000	\$1,230,600	\$1,330,600	10	19.8	\$2,011,181
08TFRH4082	St. Paul HA	St. Paul	RR	\$100,000	\$0	\$100,000	8	1.4	\$141,948
08TFRH1020	WNHO	City of Scottsbluff	RR	\$998,915	\$335,000	\$1,333,915	14	21.5	\$2,329,548
08TFRH1084	Elmwood Village LP	City of Scottsbluff	DR	\$215,000	\$35,000	\$250,000	30	4.0	\$486,600
08TFRH4092	Holdrege Housing Partners	Holdrege	RR	\$369,362	\$13,500	\$382,862	32	7.6	\$705,532
08TFRH3091	Cozad Housing Partners	Cozad	RR	\$410,117	\$15,894	\$426,011	32	7.5	\$725,412
08TFRH4085	Aurora Housing Partners	Aurora	RR	\$202,943	\$9,900	\$212,843	18	3.7	\$362,429
08TFHP3047	LCCDC	North Platte	PRR	\$140,000	\$0	\$140,000	3	1.5	\$145,361
08TFHP5012	NW Northeast	Schuyler	NC/DPA	\$220,000	\$112,000	\$332,000	2	4.4	\$467,190
08TFHP5044	NED, Inc.	Wisner & Norfolk	NC/DPA	\$400,000	\$582,000	\$982,000	5	9.8	\$1,281,657
08TFRH6081	Blue Valley Behavioral Health Center	Beatrice	NCR	\$304,392	\$736,223	\$1,040,615	3	15.4	\$1,572,873
08TFHO6099	BVCA	Gage, Jefferson, Saline & Thayer Co.	OOR	\$378,000	\$30,000	\$408,000	14	6.1	\$616,686
08TFRH5098	Housing Authority of Wisner	Wisner	RR	\$46,050	\$0	\$46,050	2	0.5	\$60,103
08TFHO1100	NHDA	Statewide	OOR	\$200,000	\$25,000	\$225,000	7	3.6	\$430,969
08TFRH1107	CAP of Western NE	Hemingford	RR	\$20,000	\$128,700	\$148,700	16	2.7	\$280,802
08TFRH5095	Lyon's Apartments	Lyons	RR	\$80,000	\$138,352	\$218,352	12	2.6	\$295,096
08TFRH7110	City of Omaha	Omaha	RR	\$330,000	\$485,400	\$815,400	24	14.5	1,654,379

Grant Number	Name of Recipient	Location(s)	Activity	Amount Awarded	Leverage Amount	Total Project Cost	Units Completed	Employment Generated	Community Investment
08TFHP7103	City of Omaha	Omaha	DPA	\$330,000	\$530,000	\$860,000	8	15.3	\$1,744,869
08TFRH7110	NED, Inc.	Norfolk	DPA	\$200,000	\$0	\$200,000	8	3.4	\$348,529
08TFHO1093	PADD	Chadron, Crawford, & Hemingford	OOD	\$100,000	\$0	\$100,000	5	3.7	\$171,537
08TFHP1112	WNHO	Scottsbluff County	PRR	\$100,000	\$297,500	\$397,500	4	6.4	\$694,194
08TFTA5111	Native Council	Thurston County & Omaha Indian Reservation	TA	\$40,000	\$4,000	\$44,000	0	0.2	\$24,023
09TFTA8019	Neighborhood-Works Lincoln	City of Lincoln & Lancaster County	TA	\$40,000	\$0	\$40,000	0	0.8	\$81,502
09TFTA2031	CNED, Inc.	Blaine, Boyd, Brown, Cherry, Custer, Garfield, Greeley, Hamilton, Holt, Howard, Keya Paha, Loup, Merrick, Rock, Sherman, Valley, & Wheeler Counties	TA	\$40,000	\$6,000	\$46,000	0	0.8	\$63,411
09TFTA1016	High Plains CDC	Dawes, Sheridan, Box Butte & Sioux Counties	TA	\$30,000	\$15,080	\$45,080	0	1.0	\$77,329
09TFHP2037	Loup City	Loup City	NC/DPA	\$390,000	\$975,870	\$1,365,870	3	19.2	\$1,889,726

Grant Number	Name of Recipient	Location(s)	Activity	Amount Awarded	Leverage Amount	Total Project Cost	Units Completed	Employment Generated	Community Investment
09TFTA3024	LCDDC	Lincoln County: Brady, Hershey, Maxwell, North Platte, Sutherland, Wallace, Wellfleet	TA	\$30,000	\$26,000	\$56,000	0	1.0	\$95,357
09TFTA5056	Ho-Chunk CDC	Winnebago Reservation	TA	\$40,000	\$4,002	\$44,002	0	0.2	\$24,023
09TFHP7102	Omaha	Omaha	NC DPA	\$224,629	\$1,187,000	\$1,411,629	12	25.1	\$2,864,078
09TFHP2012	Boone Co	Boone County	PRR	\$320,900	\$5,000	\$325,900	5	4.4	\$458,606
09TFHP1015	High Plains CDC	Dawes, Sioux, Box Butte and Sheridan Counties	DPA	\$200,000	\$38,600	\$238,600	20	4.8	\$409,288
09TFHP3023	LCCDC	Lincoln County	DPA	\$190,000	\$10,000	\$200,000	16	2.1	\$207,659
09TFHP3030	McCook EDC	McCook	DPA	\$190,000	\$0	\$190,000	26	3.0	\$304,428
09TFHP1010	WNHO	Scottsbluff County	DPA w/ Rehab	\$305,000	\$3,880,000	\$4,185,000	75	67.5	\$7,308,680
09TFHP5002	NW Northeast	Colfax, Cuming, Madison, Pierce, Platte, Stanton and Wayne Counties	PRR	\$643,500	\$1,222,500	\$1,866,000	15	24.8	\$2,625,831
09TFHP5018	Norfolk Area Habitat for Humanity	Norfolk	NC DPA	\$308,000	\$196,000	\$504,000	3	8.6	\$878,293
09TFHP6001	Seward	Seward	DPA	\$338,000	\$1,120,000	\$1,458,000	20	19.8	\$2,206,513
09TFHP6005	York County	York County	DPA w/ Rehab	\$329,900	\$840,000	\$1,169,900	14	22.2	\$2,383,723
09TFHP6003	BVCA	Gage, Butler, Fillmore, Jefferson, Polk, York, Saline & Thayer Co.	DPA w/ Rehab	\$400,000	\$1,464,500	\$1,864,500	28	27.9	\$2,818,164

Grant Number	Name of Recipient	Location(s)	Activity	Amount Awarded	Leverage Amount	Total Project Cost	Units Completed	Employment Generated	Community Investment
09TFHP8020	NW Lincoln	Lincoln	DPA	\$400,000	\$1,750,000	\$2,150,000	17	40.9	\$4,380,717
09TFHP6035	Thayer County	Thayer County	DPA w/ Rehab	\$288,000	\$600,000	\$888,000	10	3.7	\$426,876
09TFH06114	SENAHC	Otoe, Saunders, Butler and Polk	OOR	\$400,000	\$0	\$400,000	14	6.0	\$631,137
09TFHP5025	South Sioux City Habitat	South Sioux City	NC DPA	\$264,900	\$50,000	\$314,900	3	4.2	\$442,562
09TFHP4036	Santee Sioux Tribal HA	Santee	NC DPA	\$290,477	\$864,523	\$1,155,000	10	18.3	\$1,848,780
09TFH03120	SWNCBC	Perkins Co	OOR	\$100,000	\$7,350	\$107,350	3	2.1	\$190,492
09TFHP7029	Omaha	Omaha	DPA	\$400,000	\$26,000	\$426,000	90	7.6	\$864,319
09TFRH7069	Omaha	Omaha	NC RR	\$360,000	\$5,231,947	\$5,591,947	28	99.8	\$11,345,601
09TFHP7068	Omaha	Omaha	NC	\$1,030,000	\$2,470,000	\$3,500,000	16	62.5	\$7,101,212
09TFPD314	LCCDC	Lincoln County & North Platte	NC DPA	\$1,700,000	\$10,240,000	\$11,940,000	74	125.4	\$12,397,242
09TFRH7067	Omaha	Omaha	NC	\$410,000	\$4,627,297	\$5,037,297	27	89.9	\$10,220,262
09TFRH3060	Lexington	Lexington	NC	\$500,000	\$5,058,000	\$5,558,000	32	97.8	\$9,464,162
09TFRH5054	Building Futures IV	Norfolk; Madison Co.	NC	\$29,878	\$1,097,700	\$1,127,578	10	19.2	\$1,964,968
09TFPD2055	Ord - Rolling Hills (NNI)	Ord	PD	\$25,000	\$5,500	\$30,500	0	0.3	\$42,000
09TFRH3022	LCCDC	North Platte	RR	\$191,000	\$111,210	\$302,210	3	3.2	\$313,783
09TFHP8082	Neighborhood-Works Lincoln	Lincoln	DPA/ Rehab	\$400,000	\$1,530,000	\$1,930,000	17	36.7	\$3,932,458
09TFRH3080	McCook EDC	McCook	RR	\$192,112	\$0	\$192,112	24	3.0	\$307,812
09TFH01077	NHDA	Statewide	OOR	\$200,000	\$23,250	\$223,250	6	3.6	\$427,617
09TFTA1078	NHDA	Knox & Thurston Counties	TA	\$40,000	\$10,000	\$50,000	0	1.2	\$101,699
09TFRH1076	Scotts Bluff Housing Authority	Gering	RR	\$150,000	\$375,498	\$525,498	24	8.5	\$917,729
09TFRH3073	Imperial	Imperial & Chase Co.	RR	\$100,000	\$77,325	\$177,325	16	3.4	\$314,663

Grant Number	Name of Recipient	Location(s)	Activity	Amount Awarded	Leverage Amount	Total Project Cost	Units Completed	Employment Generated	Community Investment
09TFHP2059	Ord - Rolling Hills (NNI)	Ord	NC	\$725,000	\$4,423,332	\$5,148,332	20	72.4	\$7,122,886
09TFRH1072	Rushville Housing Authority	Rushville	RR	\$85,202	\$5,000	\$90,202	20	2.0	\$154,730
09TFHP8081	Neighborhood-Works Lincoln	Lincoln (Lancaster Co., Malone V Neighborhood)	NC	\$500,000	\$4,161,437	\$4,661,437	18	88.6	\$9,497,879
09TFRH7069	City of Omaha	City of Omaha	NC/R	\$360,000	\$5,231,947	\$5,591,947	3	89.5	\$9,467,668
10TFHP3007	Keith County HDC	Ogallala	DPA/ Rehab	\$80,900	\$0	\$80,900	1	1.4	\$123,362
10TFHP3025	McCook EDC	Red Willow County	DPA/ Rehab	\$251,340	\$4,380	\$255,720	6	4.0	\$409,728
10TFTA1002	High Plains	Box Butte, Dawes, Sheridan, Sioux Counties	TA	\$20,000	\$28,120	\$48,120	0	0.8	\$66,333
10TFTA6005	SENCA	Cass, Johnson, Nemaha, Otoe, Pawnee, Richardson & Sarpy Counties	TA	\$25,000	\$2,500	\$27,500	0	0.5	\$49,664
10TFTA4013	HDC	Adams, Clay, Hall, Nuckolls, & Webster Counties	TA	\$40,000	\$28,670	\$68,670	0	1.2	\$124,016
10TFRF1009	WNHO	Scotts Bluff County	RR	\$286,300	\$286,400	\$572,700	6	9.2	\$1,000,163
10TFHP5030	Hartington	Hartington	I	\$400,000	\$1,378,803	\$1,778,803	7	23.8	\$2,503,126
10TFHP3028	LCCDC	Lincoln Co., Brady, Hershey, Maxwell, North Platte, Sutherland, Wallace, Wellfleet	PRR	\$200,000	\$263,000	\$463,000	6	4.9	\$480,731

Grant Number	Name of Recipient	Location(s)	Activity	Amount Awarded	Leverage Amount	Total Project Cost	Units Completed	Employment Generated	Community Investment
10TFHP2015	Bassett	Bassett	NC	\$131,700	\$67,550	\$199,250	1	3.5	\$274,666
10TFHP2016	Burwell	Burwell	NC	\$171,965	\$10,550	\$182,515	1	3.2	\$251,597
10TFHP4012	HDC	Adams, Clay, Hall, Nuckolls, & Webster Counties	PRR	\$150,000	\$0	\$150,000	3	2.6	\$270,896
10TFDH6069	SENAHC	Cass, Otoe, Saunders Counties	OOR	\$120,000	\$0	\$120,000	14	2.2	\$216,716
10TFDH1047	PADD	Sioux, Scotts Bluff, Morrill, Cheyenne, & Garden Counties	OOR	\$120,000	\$0	\$120,000	14	1.9	\$209,568
10TFDH4046	HDC	Adams, Nuckolls, & Webster Counties	OOR	\$120,000	\$0	\$120,000	14	2.1	\$216,717
10TFDH3042	WCNDD	Dawson County	OOR	\$240,000	\$0	\$240,000	26	4.2	\$408,672
10TFDH2043	CNED, Inc.	Blaine, Boyd, Brown, Cherry, Custer, Garfield, Greeley, Hamilton, Holt, Howard, Keya Paha, Loup, Rock, Sherman, Valley, & Wheeler Counties	OOR	\$240,000	\$0	\$240,000	27	4.2	\$330,840

Grant Number	Name of Recipient	Location(s)	Activity	Amount Awarded	Leverage Amount	Total Project Cost	Units Completed	Employment Generated	Community Investment
10TFDH5044	NED, Inc.	Antelope, Boone, Burt, Colfax, Cuming, Dodge, Rural Douglas, Knox, Madison, Nance, Pierce, Platte, Stanton, Washington, & Wayne Counties	OOR	\$240,000	\$0	\$240,000	27	3.2	\$334,146
10TFHP5072	South Sioux City Habitat	City of Sioux City	NN	\$750,000	\$3,541,814	\$4,291,814		72.6	\$7,668,873
10TFHP6035	Neighborhood-Works Lincoln	City of Lincoln & Lancaster County	DPA/Rehab	\$400,000	\$1,580,000	\$1,980,000	30	37.7	\$4,034,335
10TFHP6033	Nebraska City	Nebraska City	DPA/Rehab	\$285,200	\$720,000	\$1,005,200	12	18.4	\$1,815,358
10TFH07065	City of Omaha	City of Omaha	OOR	\$183,000	\$150,000	\$0	10	0.0	\$0
10TFHP7064	City of Omaha	City of Omaha	NC / DPA	\$617,000	\$3,277,000	\$3,894,000	22	62.3	\$6,592,892
11TFTA3011	SWNCBC	Perkins, Chase, Dundy, Hitchcock and Hayes Counties	TA	\$25,000	\$2,500	\$27,500	0	0.4	\$46,941
11TFH01055	Community Action Partnership of Western Nebraska	Counties of: Morrill, Scotts Bluffs	OOR	\$200,000	\$0	\$200,000	7	3.4	\$357,372
11TFRH1010	WNHO	Scotts Bluff County	RR	\$433,800	\$438,000	\$871,800	8	14.1	\$1,488,127
11TFHP5003	Neighborhood-Works Northeast NE	Cities of Norfolk, including Woodland Park,	PRR	\$468,815	\$50,000	\$518,815	10	8.4	\$885,596
11TFHP3024	LCCDC	North Platte	NC	\$265,500	\$30,000	\$295,500	3	4.8	\$504,407

Grant Number	Name of Recipient	Location(s)	Activity	Amount Awarded	Leverage Amount	Total Project Cost	Units Completed	Employment Generated	Community Investment
11TFHP2015	CNED, Inc.	Village of Stuart and City of Sargent	NC	\$507,639	\$87,690	\$595,329	3	9.6	\$1,016,203
11TFHP2013	Village of Butte	Village of Butte	PRR	\$161,720	\$10,000	\$171,720	2	2.8	\$293,119
11TFHP6025	Blue Valley Community Action	Counties of: Butler, Fillmore, Gage, Jefferson, Polk, Saline, Seward, Thayer, and York	PRR	\$300,458	\$0	\$300,458	3	5.1	\$536,877
11TFHO7057	City of Omaha	City of Omaha	OOR	\$222,000	\$175,000	\$397,000	11	6.4	\$672,157
11TFHP7058	City of Omaha	City of Omaha	NC / DPA	\$333,000	\$1,565,000	\$1,898,000	11	30.4	\$3,213,484
11TFHP7059	City of Omaha	City of Omaha	DPA	\$445,000	\$400,000	\$845,000	7	13.5	\$1,430,661
12TFTA3011	Lincoln County CDC	Villages of: Brady, Curtis, Hershey, Maxwell, Sutherland, Wallace, and Wellfleet; City of North Platte	OS	\$25,000	\$94,000	\$119,000	0	1.9	\$201,478
12TFTA2030	Central Nebraska Economic Dev., Inc.	Counties of: Blaine, Boyd, Brown, Cherry, Custer, Greeley, Garfield, Hamilton, Holt, Howard, Keya Paha, Loup, Merrick, Rock, Sherman, Valley, and Wheeler	OS	\$25,000	\$20,000	\$45,000	0	0.7	\$76,189

Grant Number	Name of Recipient	Location(s)	Activity	Amount Awarded	Leverage Amount	Total Project Cost	Units Completed	Employment Generated	Community Investment
12TFTA6004	Southeast Nebraska Community Action	Counties of: Cass, Johnson, Nemaha, Otoe, Pawnee, Richardson, and Sarpy	OS	\$25,000	\$2,500	\$27,500	0	0.4	\$46,560
12TFTA5037	Ho-Chunk CDC	Village of Winnebago	OS	\$25,000	\$2,500	\$27,500	0	0.4	\$46,560
12TFRH2032	Village of Wolbach	Village of Wolbach	RR	\$126,795	\$0	\$126,795	4	2.0	\$214,675
12TFRH2031	Central Nebraska Economic Dev., Inc.	Counties of: Blaine, Boyd, Brown, Cherry, Custer, Garfield, Greeley, Hamilton, Holt, Howard, Keya Paha, Loup, Merrick, Rock, Sherman, Valley and Wheeler	RR	\$150,780	\$0	\$150,780	5	2.4	\$255,284
12TFRH2029	Stuart Village Manor	Village of Stuart	NC / R	\$255,000	\$89,224	\$344,224	2	5.5	\$582,802
12TFRH5034	City of Norfolk	City of Norfolk	RR	\$501,905	\$422,620	\$924,525	7	14.8	\$1,565,304
12TFRH3012	Lincoln County CDC	City of North Platte	RR	\$195,040	\$31,540	\$226,580	4	3.6	\$383,620
12TFHP5051	City of Columbus	City of Columbus	NC	\$500,000	\$223,000	\$723,000	9	11.6	\$1,224,104
12TFHO6002	Southeast Nebraska Community Action	Counties of: Johnson, Nemaha, Pawnee, and Richardson	OOR	\$400,000	\$40,000	\$440,000	14	7.0	\$744,959

Grant Number	Name of Recipient	Location(s)	Activity	Amount Awarded	Leverage Amount	Total Project Cost	Units Completed	Employment Generated	Community Investment
12TFHP1010	Western Nebraska Housing Opportunities	Cities of: Gering and Scottsbluff; The county of Scotts Bluff County	DPA	\$134,000	\$25,000	\$159,000	35	2.5	\$269,201
12TFHP1009	Village of Gering	Village of Gering	NC/DPA	\$465,000	\$448,500	\$913,500	5	14.6	\$1,546,637
12TFHP1035	High Plains CDC	Counties of: Dawes, Sheridan, Sioux, Box Butte, and Morrill	DPA	\$75,000	\$0	\$75,000	12	1.2	\$126,982
12TFHP6005	City of Seward	Seward County	DPA /R	\$349,000	\$840,000	\$1,189,000	14	19.0	\$2,013,084
12TFHP6016	Thayer County Development Alliance	Thayer County	DPA /R	\$157,500	\$300,000	\$457,500	5	7.3	\$774,589
12TFHP6006	Southeast Nebraska Community Action	Counties of: Cass, Johnson, Nemaha, Otoe, Pawnee, Richardson, and Sarpy	DPA /R	\$400,000	\$710,500	\$1,110,500	15	17.8	\$1,880,176
12TFHP5017	Northeast Economic Dev., Inc.	Counties of: Burt, Cedar, Colfax, Cuming, Dakota, Dodge, Dixon, Rural Douglas, Madison, Pierce, Platte, Stanton, Thurston, Washington, and Wayne	NC/DPA	\$365,800	\$110,000	\$475,800	4	7.6	\$805,572
12TFHP3052	Southwest Nebraska Community Betterment Corp.	Cities of: Imperial, Wauneta, and Grant	DPA	\$95,650	\$0	\$95,650	4	1.5	\$161,944

Grant Number	Name of Recipient	Location(s)	Activity	Amount Awarded	Leverage Amount	Total Project Cost	Units Completed	Employment Generated	Community Investment
12TFH07058	Omaha	City of Omaha	OOR	\$400,000	\$0	\$400,000	20	6.4	\$677,236
12TFHP7059	Omaha	City of Omaha	NC	\$850,000	\$0	\$850,000	18	13.6	\$1,439,126
12TFHP8023	Neighborhood-Works Lincoln	City of Lincoln	PRR	\$200,000	\$0	\$200,000	4	3.2	\$338,618
13TFTA1002	High Plains Community Dev. Corp.	Counties of: Box Butte, Dawes, Sheridan, and Sioux	OS	\$30,000.00	\$20,000.00	\$50,000.00	0	0.8	\$89,343
13TFHP1025	Western Nebraska Housing Opportunity	City of Scottsbluff	NC	\$444,600.00	\$32,000.00	\$476,600.00	4	8.1	\$851,618
13TFH01039	Community Action Partnership of Western Nebraska	Counties of: Banner, Cheyenne, Deuel, Garden, Kimball, Morrill, Scottsbluff	OOR	\$337,000.00	\$53,075.00	\$390,075.00	11	6.6	\$697,010
13TFTA1045	Community Action Partnership of Western Nebraska	Counties of: Banner, Cheyenne, Deuel, Garden, Kimball, Morrill, and Scotts Bluff	OS	\$30,000.00	\$5,000.00	\$35,000.00	0	0.6	\$62,540
13TFRH1074	City of Sidney	City of Sidney	NN	\$500,000.00	\$0.00	\$500,000.00	4	8.5	\$893,430



Grant Number	Name of Recipient	Location(s)	Activity	Amount Awarded	Leverage Amount	Total Project Cost	Units Completed	Employment Generated	Community Investment
13TFH02019	Central Nebraska Economic Dev., Inc.	Counties of: Blaine, Boyd, Brown, Cherry, Custer, Greeley, Garfield, Hamilton, Holt, Howard, Keya Paha, Loup, Merrick, Rock, Sherman, Valley, and Wheeler	OOR	\$188,000.00	\$0.00	\$188,000.00	6	3.2	\$335,930
13TFHP2020	Midwest Housing Initiatives, Inc.	City of Broken Bow	NC	\$432,000.00	\$172,500.00	\$604,500.00	6	10.2	\$1,080,157
13TFTA3014	Southwest Nebraska Community Betterment Corp.	Counties of: Perkins, Chase, Dundy, Hayes, and Hitchcock	OS	\$30,000.00	\$0.00	\$30,000.00	0	0.5	\$53,606
13TFHP3036	McCook Economic Dev. Corp.	City of McCook	PRR	\$300,000.00	\$4,500.00	\$304,500.00	3	5.2	\$544,099
13TFTA3036	West Central Nebraska Dev. Dist.	Counties of: Grant, Hooker, Thomas, Arthur, McPherson, Logan, Keith, Perkins, Lincoln, Dawson, Chase, Hayes, Frontier, Gosper, Dundy, Hitchcock, Red Willow and Furnas	OS	\$30,000.00	\$5,000.00	\$35,000.00	0	0.6	\$62,540

Grant Number	Name of Recipient	Location(s)	Activity	Amount Awarded	Leverage Amount	Total Project Cost	Units Completed	Employment Generated	Community Investment
13TFH04009	Community Action Partnership of Mid-Nebraska	Counties of: Buffalo, Franklin, Harlan, Kearney, and Phelps	OOR	\$226,122.00	\$0.00	\$226,122.00	8	3.8	\$404,048
13TFTA4010	Community Action Partnership of Mid-Nebraska	Counties of: Buffalo, Franklin, Frontier, Furnas, Gosper, Harlan, Kearney, Phelps, and Red Willow	OS	\$30,000.00	\$0.00	\$30,000.00	0	0.5	\$53,606
13TFRH4023	St. Paul Housing Authority	City of St. Paul	NC/Rental	\$443,050.00	\$0.00	\$443,050.00	3	7.5	\$791,669
13TFRH4026	Central Nebraska Community Services, Inc.	Cities of: Loup City, Central City, O'Neill, Cairo, Ainsworth and Greeley	NC/Rehab	\$357,628.00	\$0.00	\$357,628.00	24	6.0	\$639,031
13TFTA4032	Housing Dev. Corp. - Hastings	Counties of: Adams, Clay, Hall, Nuckolls, and Webster	OS	\$30,000.00	\$35,000.00	\$65,000.00	0	1.1	\$116,146
13TFHP5015	Wayne Community HDC	Counties of: Burt, Cumming, Dodge, Thurston, Washington and Wayne	PRR	\$295,000.00	\$676,000.00	\$971,000.00	8	16.4	\$1,735,042
13TFTA5022	Neighborhood-Works Northeast Nebraska	Counties of: Colfax, Cuming, Madison, Peirce, Platte, Stanton and Wayne	OS	\$30,000.00	\$89,500.00	\$119,500.00	0	2.0	\$213,530
13TFTA5027	Coalition for a Better Community	City of Walthill	OS	\$30,000.00	\$5,694.00	\$35,694.00	0	0.6	\$63,780

Grant Number	Name of Recipient	Location(s)	Activity	Amount Awarded	Leverage Amount	Total Project Cost	Units Completed	Employment Generated	Community Investment
13TFHP5034	Three Rivers Housing	City of Lyons	NC	\$395,300.00	\$0.00	\$395,300.00	3	6.7	\$706,346
13TFTA5035	Three Rivers Housing	Counties of: Burt, Cuming, Dodge, and Washington	OS	\$30,000.00	\$10,000.00	\$40,000.00	0	0.7	\$71,474
13TFHP6003	Fillmore Co.	County of Fillmore	DPA/Rehab	\$229,120.00	\$0.00	\$229,120.00	8	3.9	\$409,405
13TFTA6004	Blue Valley Community Action	Counties of: Butler, Fillmore, Gage, Jefferson, Polk, Saline, Seward, Thayer, and York	OS	\$30,000.00	\$2,500.00	\$32,500.00	0	0.5	\$58,073
13TFTA6005	Blue Valley Community Action	Counties of: Fillmore, Gage, Jefferson, Saline, Thayer, and York	OOR	\$200,000.00	\$0.00	\$200,000.00	7	3.4	\$357,372
13TFHO6006	Blue Valley Community Action	Counties of: Butler, Fillmore, Gage, Jefferson, Polk, Saline, Seward, Thayer, and York	DPA/Rehab	\$300,000.00	\$0.00	\$300,000.00	8	5.1	\$536,058
13TFTA8021	Nebraska Housing Developers	Statewide	OS	\$30,000.00	\$10,000.00	\$40,000.00	0	0.7	\$71,474
13TFHP8049	Neighborhood-Works Lincoln	City of Lincoln	DPA/Rehab	\$221,300.00	\$0.00	\$221,300.00	7	3.7	\$395,432
13TFTA8051	Neighborhood-Works Lincoln	City of Lincoln	OS	\$30,000.00	\$60,000.00	\$90,000.00	0	1.5	\$160,817.45
14TFHO3017	Nebraska Housing Developers	Statewide	OOR	\$310,000.00	\$0.00	\$310,000.00	0	5.0	\$531,565.76
14TFHO3017	Humboldt	City of Humboldt	OOR	\$166,485.00	\$0.00	\$166,485.00	0	2.7	\$285,476.53

Grant Number	Name of Recipient	Location(s)	Activity	Amount Awarded	Leverage Amount	Total Project Cost	Units Completed	Employment Generated	Community Investment
14TFHO7074	City of Omaha	City of Omaha	OOR	\$472,000.00	\$320,000.00	\$792,000.00		12.8	\$1,358,064.78
14TFHP01016	Neighborhood-Works Northeast Nebraska		PRR	\$500,000.00	\$75,000.00	\$575,000.00	0	9.3	\$985,968.75
14TFHP1042	Neighborhood-Works Lincoln	City of Lincoln	DPA R	\$442,252.00	\$0.00	\$442,252.00	0	7.1	\$758,342.00
14TFHP3005	High Plains Community Dev. Corp.		PRR / DPA	\$497,740.00	\$77,300.00	\$575,040.00	0	9.3	\$986,037.34
14TFHP7072	City of Omaha	City of Omaha	PRR	\$483,800.00	\$370,000.00	\$853,800.00	0	13.8	\$1,464,034.99
14TFHP7073	City of Omaha	City of Omaha	New	\$483,800.00	\$938,200.00		0	23.0	\$2,438,343.58
14TFHP7076	Habitat for Humanity	City of Omaha	PRR	\$450,000.00	\$1,592,550.00		0	33.0	\$3,502,418.20
14TFHP7077	Habitat for Humanity	City of Omaha	New	\$500,000	\$2,990,000.00		0	56.4	\$5,984,401.62
14TFHO1028	Pender Community Dev.	City of Pender	Rental	\$732,950.00	\$81,500.00	\$814,450.00	0	13.2	\$1,396,560.43
14TFHO1038	Madison	City of Madison	Rental	\$599,798.00	\$303,600.00	\$903,398.00	0	14.6	\$1,549,082.08
14TFRH3C029	Sherman County	City of Loup City	Rental	\$716,750	\$79,700.00	\$796,450.00	0	12.9	\$1,365,695.32
14TFRH3C034	Aurora Housing Dev. Corp.	City of Aurora	Rental	\$800,000.00	\$250,000.00	\$1,050,000.00	0	17.0	\$1,800,464.67
14TFTA7080	Habitat for Humanity	City of Omaha	TA	\$60,000.00	\$940,000.00	\$1,000,000.00	0	16.2	\$1,714,728.26
14TFDH069	NED, Inc.		DH	\$320,000.00	\$0.00	\$320,000.00	0	5.2	\$548,713.04
14TFDH070	Blue Valley Community Action, Inc.		DH	\$160,000.00	\$0.00	\$160,000.00	0	2.6	\$274,356.52
14TFDH071	Southeast NE Affordable Housing Council		DH	\$160,000.00	\$0.00	\$160,000.00	0	2.6	\$274,356.52
14TFTA3N004	Wayne Community Housing		TA	\$60,000.00	\$99,211.00	\$159,211.00	11	2.6	\$273,003.60

Grant Number	Name of Recipient	Location(s)	Activity	Amount Awarded	Leverage Amount	Total Project Cost	Units Completed	Employment Generated	Community Investment
14TFTA3C036	South Central Economic Development District		TA	\$60,000.00	\$7,000.00	\$67,000.00	15	1.1	\$114,886.79
14TFTA3N026	Nehi, Inc		TA	\$60,000.00	\$28,844.00	\$88,844.00	17	1.4	\$152,343.32
14TFTA3W048	McCook Economic Dev. Corp.		TA	\$60,000.00	\$7,000.00	\$67,000.00	15	1.1	\$114,886.79
14TFTA3C002	Central Nebraska Community Services, Inc.		TA	\$60,000.00	\$4,483.00	\$64,483.00	10	1.0	\$110,570.82
15TFHO15038	City of Fremont	City of Fremont	OOR	\$349,994.00	\$0.00	\$349,994.00	11	5.9	\$616,171.35
15TFHO16056	City of Syracuse	City of Syracuse	OOR	\$420,988.00	\$0.00	\$420,988.00	15	7.0	\$741,157.68
15TFHO27047	City of Omaha	City of Omaha	OOR	\$500,000.00	\$340,000.00	\$840,000.00	17	14.1	\$1,478,836.58
15TFHO27060	Habitat for Humanity	City of Omaha	OOR	\$225,000.00	\$0.00	\$225,000.00	15	3.8	\$396,116.94
15TFHO34019	City of Wood River	City of Wood River	OOR	\$321,240.00	\$29,500.00	\$350,740.00	10	5.9	\$617,484.69
15TFHO36007	Blue Valley Community Action, Inc.		OOR	\$420,240.00	\$13,500.00	\$433,740.00	13	7.3	\$763,607.83
15TFHP15044	Norfolk Area Habitat for Humanity	City of Norfolk	New	\$222,904.00	\$104,820.00	\$327,724.00	2	5.5	\$576,964.57
15TFHP18040	Neighborhood-Works Lincoln	City of Lincoln	DPA	\$472,492.00	\$0.00	\$472,492.00	18	7.9	\$831,831.49
15TFHP18041	Neighborhood-Works Lincoln	City of Lincoln	New	\$483,495.00	\$0.00	\$483,495.00	6	8.1	\$851,202.49
15TFHP27050	City of Omaha	City of Omaha	PRR	\$500,000.00	\$370,000.00	\$870,000.00	7	14.6	\$1,531,652.17
15TFHP27058	Habitat for Humanity	City of Omaha	New	\$500,000.00	\$450,000.00	\$950,000.00	16	15.9	\$1,672,493.75
15TFHP27059	Habitat for Humanity	City of Omaha	PRR	\$500,000.00	\$250,000.00	\$750,000.00	16	12.6	\$1,320,389.80



Grant Number	Name of Recipient	Location(s)	Activity	Amount Awarded	Leverage Amount	Total Project Cost	Units Completed	Employment Generated	Community Investment
15TFHP32030	Central Nebraska Economic Dev., Inc.	Counties of: Blaine, Boyd, Brown, Cherry, Custer, Garfield, Greeley, Holt, Keya Paha, Loup, Rock, Sherman, Valley and Wheeler	DPA R	\$187,040.00	\$12,000.00	\$199,040.00	8	3.3	\$350,413.85
15TFHP33023	Southwest Nebraska Community Betterment Corp.	Counties of: Chase, Dundy, Hayes, Hitchcock and Perkins	DPA	\$139,840.00	\$13,500.00	\$153,340.00	7	2.6	\$269,958.10
15TFHP33037	Career Services	Communities of: Lexington, Cozad and Gothenberg	DPA	\$486,239.00	\$210,914.00	\$697,153.00	10	11.7	\$1,227,351.62
15TFHP33053	Lincoln County CDC	City of North Platte	New/DPA	\$281,740.00	\$70,000.00	\$351,740.00	4	5.9	\$619,245.21
15TFHP35028	Wakefield	City of Wakefield	New	\$356,759.00	\$25,997.00	\$382,756.00	2	6.4	\$673,849.49
15TFHP36009	Blue Valley Community Action, Inc.	Counties of: Butler, Fillmore, Gage, Jefferson, Polk, Saline, Seward, Thayer and York	DPA R	\$429,039.00	\$16,000.00	\$445,039.00	12	7.5	\$783,499.94
15TFRH16062	Nebraska Housing Developers Association	City of David City	New	\$787,500.00	\$264,807.00	\$1,052,307.00	5	17.6	\$1,852,607.25
15TFFTA18039	Neighborhood-Works Lincoln	City of Lincoln	TA	\$60,000.00	\$0.00	\$60,000.00	0	1.0	\$102,791.36
15TFFTA18051	Nebraska Housing Developers Association	Statewide	TA	\$60,000.00	\$3,000.00	\$63,000.00	0	1.0	\$107,930.93

Grant Number	Name of Recipient	Location(s)	Activity	Amount Awarded	Leverage Amount	Total Project Cost	Units Completed	Employment Generated	Community Investment
15TFFTA33027	Career Services	Dawson County	TA	\$60,000.00	\$99,660.00	\$159,660.00	0	2.6	\$273,527.81
15TFFTA36008	Blue Valley Community Action, Inc.	Counties of: Butler, Fillmore, Gage, Jefferson, Polk, Saline, Seward, Thayer and York	TA	\$60,000.00	\$10,000.00	\$70,000.00	0	1.1	\$119,923.25
	Total			Award Amount	Leverage Amount	Total Project Cost	Units Completed	Employment Generated	Community Investment
				\$120,341,118	\$328,693,096	\$448,651,214	5,335	7,308	\$773,745,496



# CUSTOMIZED JOB TRAINING

Efforts to recruit Nebraskans with specific skilled-labor capabilities and a strong work ethic often begin within a company's internal structure. Retaining talented employees through comprehensive, creative job training programs has the potential to improve processes and increase product output in a company's efforts to grow.

Customized Job Training (CJT) through the Department of Economic Development provides employee training assistance to Nebraska companies that are working to create or retain jobs for Nebraska citizens. Ongoing job training for employees shows a company's investment and commitment to Nebraskans who are already working in our state. The CJT program provides employees with access to updated tools and resources to improve efficiency within Nebraska businesses; doing so provides incentives for members of our state's talented workforce to continue to choose Nebraska to live and work.

*"Hands-on learning is a vital part of Cargill's job training process, and DED funding has been a great asset and tremendous in building our workforce"*

*Kim Schumacher  
Protein Employee Experience Sr. Specialist, Cargill*



Applicable businesses for the CJT program include companies working on projects that result in increased employment in Nebraska, as well as those working to retain skilled labor in an effort to remain competitive with other states. Businesses have one to three years to complete training for new or existing employees. When training is complete, the funded company must maintain its employee baseline listed in the CJT application for two years. This includes all new jobs funded through Customized Job Training.

In 2016, DED approved up to \$699,675 to Cargill, a Midwestern-based agricultural company with locations in Nebraska, to build industry and company knowledge for 285 new, full-time employees. The company received up to \$2,455 per position for structured training and on-the-

job training for new employees at the company's Nebraska locations, which include facilities in Blair and Columbus.

"Providing our employees with access to the latest tools within our company is an important step in retaining talented employees," said Cargill Protein Employee Experience Sr. Specialist, Kim Schumacher. "Hands-on learning is a vital part of Cargill's job training process, and DED funding has been a great asset and tremendous in building our workforce."

Over the past year, the program awarded \$6,122,175 to 31 projects in companies created to grow and retain employment. In addition, the CJT program has \$5,881,000 in future commitments to various projects in Nebraska-based companies.

### The agency's CJT active accounts are listed below:

Contract Number	Award	Expenditures to Date	New Employees Awarded	Existing Employees Awarded	Training Institutions	Training Period Start Date	Training Period End Date	Anticipated Completion
12-01-243	\$60,000	\$44,533	30	0	In-House Training	5/9/2012	12/19/2014	2014
12-01-261	\$18,000	\$18,000	12	0	In-House Training	6/7/2012	5/9/2015	2015
13-01-127	\$36,500	\$36,500	18	1	In-House Training	2/1/2013	6/7/2015	2015
13-01-252	\$36,000	\$24,000	9	0	In-House Training	5/23/2013	2/1/2015	2015
13-01-267	\$332,000	\$332,000	83	0	In-House Training	8/29/2012	2/8/2014	2014
14-01-002	\$100,000	\$100,000	25	0	In-House Training	7/1/2013	11/23/2015	2015

Contract Number	Award	Expenditures to Date	New Employees Awarded	Existing Employees Awarded	Training Institutions	Training Period Start Date	Training Period End Date	Anticipated Completion
14-01-015	\$407,500	\$407,500	163	0	In-House Training	8/2/2013	8/29/2015	2015
14-01-029	\$24,000	\$15,000	8	0	In-House Training	8/30/2013	7/1/2015	2015
14-01-164	\$200,000	\$200,000	0	200	In-House Training	3/21/2014	7/26/2014	2014
14-01-170	\$120,000	\$93,801	30	0	In-House Training	4/4/2014	8/1/2014	2014
15-01-090	\$40,000	\$40,000	20	0	In-House Training	8/1/2014	8/2/2015	2015
15-01-091	\$471,000	\$471,000	157	0	In-House Training	8/18/2014	8/30/2016	2016
15-01-092	\$210,000	\$210,000	60	0	In-House Training	8/18/2014	3/21/2015	2015
15-01-093	\$124,000	\$123,986	31	0	In-House Training	9/17/2014	4/4/2017	2017
15-01-116	\$40,000	\$40,000	10	0	In-House Training	10/13/2014	8/1/2015	2015
15-01-117	\$399,000	\$399,000	114	0	In-House Training	10/14/2014	8/18/2015	2015
15-01-222	\$30,000	\$30,000	12	0	In-House Training	3/5/2015	2/18/2016	2016
15-01-225	\$73,500	\$46,752	21	0	In-House Training	4/3/2015	9/17/2015	2015
15-01-235	\$17,500	\$17,500	5	0	In-House Training	5/6/2015	5/6/2016	2016
15-01-288	\$272,000	\$270,378	68	0	In-House Training	5/15/2015	5/15/2016	2016
15-01-290	\$116,000	\$0	29	0	In-House Training	4/4/2015	12/4/2017	2017
15-01-291	\$102,000	\$43,086	34	0	In-House Training	5/6/2015	5/6/2016	2016
16-01-039	\$500,000	\$0	100	0	In-House Training	5/12/2015	5/12/2017	2017
16-01-041	\$101,500	\$101,500	29	0	In-House Training	5/18/2015	5/18/2016	2016
16-01-055	\$42,500	\$10,519	17	0	In-House Training	7/17/2015	7/17/2018	2018
16-01-087	\$64,000	\$64,000	16	0	In-House Training	8/25/2015	8/25/2016	2016
16-01-088	\$40,000	\$38,099	10	0	In-House Training	8/7/2015	12/7/2016	2016

Contract Number	Award	Expenditures to Date	New Employees Awarded	Existing Employees Awarded	Training Institutions	Training Period Start Date	Training Period End Date	Anticipated Completion
16-01-094	\$25,500	\$8,000	51	0	In-House Training	8/26/2015	8/26/2016	2017
16-01-125	\$60,000	\$0	20	0	In-House Training	9/1/2015	9/1/2017	2017
16-01-126	\$360,000	\$0	80	0	In-House Training	9/28/2015	9/28/2018	2018
16-01-177	\$25,000	\$0	25	0	In-House Training	10/21/2015	10/21/2017	2017
16-01-178	\$43,000	\$15,968	2	40	Classroom Training, In-House Training	1/1/2016	1/1/2017	2017
16-01-179	\$372,000	\$372,000	93	0	In-House Training	1/14/2016	1/14/2017	2017
16-01-233	\$130,000	\$0	26	0	In-House Training	4/11/2016	4/11/2018	2018
16-01-234	\$39,000	\$0	39	0	In-House Training	3/30/2016	8/30/2017	2017
16-01-313	\$20,000	\$0	5	0	In-House Training	6/30/2016	6/30/2017	2017
16-01-314	\$92,000	\$0	46	0	In-House Training	4/11/2016	4/11/2018	2018
16-01-315	\$183,000	\$0	61	0	In-House Training	3/31/2016	3/31/2017	2017
16-01-316	\$699,675	\$138,284	285	0	Classroom Training, In-House Training	5/1/2016	5/1/2018	2018
17-01-201	\$40,000	\$0	8	0	In-House Training	7/1/2016	7/1/2018	2018
17-01-264	\$56,000	\$0	28	0	In-House Training	10/10/2016	10/10/2017	2017
Totals	\$6,122,175	\$3,711,405	1880	241				

**DED's closed accounts in the CJT program are as follows:**

Contract Number	Award	Expended	New Employees Trained	Existing Employees Trained	Training Institutions
12-01-222	\$45,000	\$16,999	18	0	In-House Training
13-01-133	\$29,500	\$27,599	14	3	In-House Training
14-01-013	\$500,000	\$500,000	250	0	In-House Training
14-01-014	\$30,000	\$30,000	15	0	In-House Training
Totals	\$604,500	\$574,598	297	3	



# InternNE PROGRAM

Exposure to hands-on learning, a strong work ethic and Nebraska-based business relationships encourages young people to consider growing their careers in our state. For the past six years, DED's InternNE program has bridged an important link between students and employers. In 2016, the program approved 391 internship positions in 180 Nebraska businesses, which resulted in nearly 250 full-time positions. The program was created to connect talent to companies with geographical and industry diversity in Nebraska and awarded \$1,445,000 to companies in a variety of sectors, including, but not limited to:

- Engineering
- Health Care
- Journalism and Mass Communications
- Information Technology
- Manufacturing

Eligible businesses must be a for-profit or non-profit company and employ high school students in the 11th and 12th grades or be enrolled full-time in a college, university, or additional institution of higher education. Government entities, private colleges and universities are ineligible. The internship should employ a student in a professional or technical position that pays Nebraska's minimum wage or higher.

Program grants may reimburse up to 50% of an intern's wages or \$5,000 per internship. Pell Grant recipients may receive up to \$7,500 per internship.

Online grant applications are accepted on a rolling basis and reviewed bi-monthly by the Department of Economic Development.

Flood Communications, LLC, listed in the InternNE chart below, received \$25,000 for 10 Broadcast Journalism internship positions at the company's locations in Beatrice, Columbus, Fairbury, Falls City, Nebraska City and Norfolk, as well as a Bilingual Broadcast Journalism Internship position in Omaha. The company's access to qualified students in the State of Nebraska's online application database, InternNE.com, offers an initial connection in growing workforce opportunities.

"Broadcast journalism students know first-hand that gaining knowledge in this field comes from both technological experience, as well as building trust among Nebraskans as storytellers," said company CEO and President Mike Flood. "Within our business, InternNE has really been about the opportunity to help these students build important relationships both in and outside of the industry, and has given our company a jump-start in finding dynamic and hardworking young people."

Success within the program continues to build a strong reputation as a workforce option for business owners. Minden-based Royal Engineered Composites has participated in the program since 2013 and received \$36,000 in grants to fill eight

*"Within our business, InternNE has really been about the opportunity to help these students build important relationships both in and outside of the industry, and has given our company a jump-start in finding dynamic and hardworking young people."*

**Mike Flood**  
CEO and President, Flood Communications, LLC

internship positions in the company's engineering, computer aid design, computer numerical control and supply chain management departments.

Over the past four years, Royal has permanently hired four interns for full-time employment. The company has an additional full-time agreement in place with another student, who will complete a second summer internship in 2017.

"We appreciate being part of the process in getting great, young kids involved in manufacturing," said Royal Engineered Composites President, Dave Arnold. "Our continued participation in this program has helped us connect with talented students at Central Community College, and we are looking at strengthening ties with other Nebraska schools as well."



**A complete list of 2016 InternNE recipients is as follows:**

Employer	Positions Approved	Positions Filled	Total Awarded	Expended to Date	Contract Start Date	Contract End Date
Social Media Contractors	4	0	\$6,000	\$0	1/15/2015	1/15/2016
Sandel Accounting & Business Consulting, LLC	1	1	\$5,000	\$4,162	1/15/2015	1/15/2016
Beckenbauer Construction, Inc.	2	2	\$8,000	\$6,640	1/15/2015	1/15/2016
Jelecoc, LLC	3	3	\$15,000	\$9,121	1/15/2015	1/15/2016
Ameritas Life Insurance Corp.	5	5	\$25,000	\$13,319	1/15/2015	1/15/2016
PCE, Inc.	2	2	\$10,000	\$9,327	1/15/2015	1/15/2016
Client Resources, Inc.	2	2	\$2,000	\$4,000	1/15/2015	1/15/2016
Midwest Bank	1	1	\$1,500	\$1,367	1/15/2015	1/15/2016
Control Yours	1	1	\$5,000	\$3,257	1/15/2015	1/15/2016
Real Radiology, LLC	1	1	\$5,000	\$5,000	1/15/2015	1/15/2016
Agilx	2	2	\$6,000	\$4,591	1/15/2015	1/15/2016
Emsick Architects	2	2	\$10,000	\$9,082	1/15/2015	1/15/2016
Kearney Eye Institute	1	1	\$2,000	\$1,087	1/15/2015	1/15/2016
Aviture, Inc.	2	2	\$10,000	\$10,000	1/15/2015	1/15/2016
IC Energy Solutions	1	1	\$5,000	\$1,111	1/15/2015	1/15/2016
Norfolk Daily News	1	1	\$2,500	\$2,449	1/15/2015	1/15/2016
Community Dev. Resources	1	0	\$5,000	\$0	1/15/2015	1/15/2016
Foundation for Lincoln Public Schools	1	1	\$4,000	\$1,433	1/15/2015	1/15/2016
Lutz	5	4	\$25,000	\$16,468	1/15/2015	1/15/2016
Phynd Technologies	2	1	\$6,000	\$3,000	1/15/2015	1/15/2016
Orthman Manufacturing, Inc.	5	5	\$20,000	\$17,256	3/15/2015	3/15/2016
LifeLoop, LLC	1	1	\$5,000	\$1,112	3/15/2015	3/15/2016
Hamilton Communications/Nedelco, Inc.	2	0	\$3,000	\$0	3/15/2015	3/15/2016
Global Industries, Inc.	10	10	\$45,000	\$38,121	3/15/2015	3/15/2016
Prairie Cloudware	5	5	\$25,000	\$25,000	3/15/2015	3/15/2016
C&A Industries	9	3	\$31,500	\$27,536	3/15/2015	3/15/2016
Oxbow Animal Health	2	2	\$6,000	\$6,000	3/15/2015	3/15/2016
Great West Casualty Company	1	1	\$5,000	\$3,000	3/15/2015	3/15/2016
EAD (Engineering, Automation, and Design)	5	5	\$22,500	\$21,819	3/15/2015	3/15/2016
RaceNote	1	1	\$3,000	\$3,000	3/15/2015	3/15/2016
Correll Refrigeration, Inc.	1	0	\$5,000	\$0	3/15/2015	3/15/2016
Axis Capital, Inc.	2	0	\$5,000	\$0	3/15/2015	3/15/2016
Western Nebraska Community College Foundation	2	1	\$4,000	\$2,000	3/15/2015	3/15/2016
Eriksen Construction Company, Inc.	1	1	\$5,000	\$3,800	3/15/2015	3/15/2016

Employer	Positions Approved	Positions Filled	Total Awarded	Expended to Date	Contract Start Date	Contract End Date
BCDM Architects	5	5	\$15,000	\$14,425	3/15/2015	3/15/2016
Retirement Plan Consultants	1	1	\$5,000	\$2,058	3/15/2015	3/15/2016
Midwest Hop Producers, LLC	1	1	\$4,000	\$3,738	3/15/2015	3/15/2016
Nebraska Hop Yards, LLC	1	1	\$4,000	\$4,000	3/15/2015	3/15/2016
Building Energy Solutions	2	0	\$10,000	\$0	3/15/2015	3/15/2016
Hammons Family Enterprises, Inc.	1	0	\$5,000	\$0	3/15/2015	3/15/2016
Christensen Brozek Faltys PC	1	1	\$5,000	\$983	3/15/2015	3/15/2016
LeYeF	3	0	\$15,000	\$0	3/15/2015	3/15/2016
LHP, LLC	1	3	\$1,500	\$0	3/15/2015	3/15/2016
KEIM Farm Equipment Co.	2	1	\$10,000	\$4,238	3/15/2015	3/15/2016
Hello Holiday	1	1	\$25,000	\$2,500	3/15/2015	3/15/2016
Royal Engineered Composites	5	2	\$15,000	\$6,000	3/15/2015	3/15/2016
Pen-Link, Ltd.	5	2	\$25,000	\$0	3/15/2015	3/15/2016
The S.A.F.E. Center	1	1	\$2,000	\$1,708	3/15/2015	3/15/2016
Nina B. Kavich, CPA	1	1	\$2,500	\$742	3/15/2015	3/15/2016
Signal88 Franchise Group	3	3	\$9,000	\$8,392	3/15/2015	3/15/2016
Assurity Life Insurance Company	3	0	\$15,000	\$0	3/15/2015	3/15/2016
Partnership 4 Kids	2	2	\$2,000	\$1,632	3/15/2015	3/15/2016
Technologent	1	0	\$5,000	\$0	3/15/2015	3/15/2016
Proxibid	5	4	\$15,000	\$12,000	3/15/2015	3/15/2016
Dundee VC Management, LLC	2	2	\$8,000	\$8,000	5/15/2015	5/15/2016
MultiMechanics	1	0	\$5,000	\$0	5/15/2015	5/15/2016
Equitable Bank	1	1	\$2,500	\$1,896	5/15/2015	5/15/2016
Mid-America Feed Yard	1	1	\$5,000	\$5,000	5/15/2015	5/15/2016
Social Assurance	2	2	\$7,000	\$6,579	5/15/2015	5/15/2016
FDMR, Inc.	1	1	\$4,500	\$1,277	5/15/2015	5/15/2016
Hayneedle, Inc.	4	3	\$16,000	\$12,000	5/15/2015	5/15/2016
Eyman Plumbing, Inc.	1	1	\$4,500	\$4,418	5/15/2015	5/15/2016
TACKarchitects, Inc.	3	3	\$13,500	\$10,404	5/15/2015	5/15/2016
Vision2Voice, Inc.	1	1	\$2,500	\$2,137	5/15/2015	5/15/2016
Smeal Fire Apparatus	4	3	\$8,000	\$6,000	5/15/2015	5/15/2016
GeneSeek	2	0	\$5,000	\$0	5/15/2015	5/15/2016
BinMaster	3	2	\$13,500	\$9,000	5/15/2015	5/15/2016
Straight Shot, LLC	3	3	\$7,500	\$5,357	5/15/2015	5/15/2016
Vestas American Wind Technology	1	1	\$5,000	\$4,339	5/15/2015	5/15/2016
Heartland Bank	1	1	\$2,500	\$2,344	5/15/2015	5/15/2016
HR Systems, Inc.	1	1	\$1,500	\$1,402	5/15/2015	5/15/2016
Panhandle Geotechnical & Environmental, Inc.	1	1	\$2,500	\$0	5/15/2015	5/15/2016
Schemmer Associates, Inc.	5	4	\$17,500	\$14,000	5/15/2015	5/15/2016



Employer	Positions Approved	Positions Filled	Total Awarded	Expended to Date	Contract Start Date	Contract End Date
Isoft Data Systems	1	1	\$4,500	\$3,158	5/15/2015	5/15/2016
GT Exhaust	1	1	\$2,500	\$2,500	5/15/2015	5/15/2016
Catch Intelligence	3	2	\$13,500	\$3,626	5/15/2015	5/15/2016
Move Creative, LLC	1	1	\$3,000	\$3,000	5/15/2015	5/15/2016
Thayer County Economic Development Alliance	1	0	\$1,500	\$0	5/15/2015	5/15/2016
Fiserv, Inc.	2	1	\$10,000	\$5,000	5/15/2015	5/15/2016
Kawasaki Motors Mfg. Corp, USA	3	1	\$7,500	\$2,500	5/15/2015	5/15/2016
Home Team Services, LLC	1	1	\$3,000	\$1,628	5/15/2015	5/15/2016
StrategicHealthSolutions, LLC	3	3	\$7,500	\$5,886	5/15/2015	5/15/2016
Flywheel	3	3	\$15,000	\$10,000	5/15/2015	5/15/2016
CUES	1	1	\$1,500	\$1,185	5/15/2015	5/15/2016
Norder Supply, Inc.	3	3	\$9,000	\$9,000	5/15/2015	5/15/2016
Chief Industries	4	0	\$14,000	\$0	5/15/2015	5/15/2016
Viirt, Inc.	2	0	\$9,000	\$0	5/15/2015	5/15/2016
The Designers	5	1	\$5,000	\$896	5/15/2015	5/15/2016
Novozymes Blair, Inc.	5	4	\$22,500	\$17,210	5/15/2015	5/15/2016
ePar, LLC	2	2	\$7,000	\$6,696	5/15/2015	5/15/2016
Elemental Scientific, Inc.	5	5	\$15,000	\$15,000	5/15/2015	5/15/2016
EF Johnson Technologies	2	1	\$10,000	\$5,000	5/15/2015	5/15/2016
Spectrum Financial Services, Inc.	1	1	\$2,000	\$2,000	5/15/2015	5/15/2016
American Shizuki Corporation	2	1	\$6,000	\$3,000	5/15/2015	5/15/2016
Conductix-Wampfler	1	0	\$5,000	\$0	5/15/2015	5/15/2016
MetalQuest Unlimited	5	0	\$12,500	\$0	5/15/2015	5/15/2016
SCORR Marketing	4	4	\$12,000	\$7,872	5/15/2015	5/15/2016
IntelliFARM, Inc.	1	1	\$5,000	\$5,000	5/15/2015	5/15/2016
Behlen Manufacturing Co.	5	4	\$5,000	\$4,000	5/15/2015	5/15/2016
Center for Rural Affairs	1	1	\$3,000	\$2,550	5/15/2015	5/15/2016
The Waldinger Corporation	4	3	\$12,000	\$9,000	5/15/2015	5/15/2016
Benaissance	1	1	\$4,500	\$4,500	5/15/2015	5/15/2016
Southern Hospitality Ventures, Inc.	2	2	\$5,000	\$5,000	7/15/2015	7/15/2016
Communication Systems Solutions, LLC	3	2	\$15,000	\$9,220	7/15/2015	7/15/2016
Complete Nutrition Holdings, Inc.	1	1	\$1,500	\$1,500	7/15/2015	7/15/2016
J.Brasch Co., LLC	1	1	\$3,000	\$3,000	7/15/2015	7/15/2016
American Agricultural Laboratory	2	2	\$10,000	\$5,000	7/15/2015	7/15/2016
Rosenbauer Aerials	1	1	\$2,500	\$1,738	7/15/2015	7/15/2016
B <sup>2</sup> Interactive	4	0	\$6,000	\$0	7/15/2015	7/15/2016
First National Bank of Omaha	3	3	\$15,000	\$13,951	7/15/2015	7/15/2016
American Courier Corporation	1	0	\$2,500	\$0	7/15/2015	7/15/2016
Michael Foods, Inc.	2	0	\$10,000	\$0	7/15/2015	7/15/2016

Employer	Positions Approved	Positions Filled	Total Awarded	Expended to Date	Contract Start Date	Contract End Date
Buffalo County Community Health Partners, Inc.	2	2	\$4,000	\$4,000	7/15/2015	7/15/2016
OnCall Advisors, LLC	2	2	\$10,000	\$12,500	7/15/2015	7/15/2016
Kidwell, Inc.	4	4	\$20,000	\$8,671	7/15/2015	7/15/2016
DataBank IMX	5	2	\$20,000	\$0	7/15/2015	7/15/2016
Midlands Carrier Transicold	3	1	\$15,000	\$4,191	7/15/2015	7/15/2016
Werner Enterprises	4	0	\$14,000	\$0	7/15/2015	7/15/2016
Blue Valley Community Action Partnership	2	0	\$2,000	\$0	7/15/2015	7/15/2016
Omaha Track, Inc.	1	1	\$2,500	\$0	7/15/2015	7/15/2016
JEO Consulting Group, Inc.	6	6	\$30,000	\$29,772	7/15/2015	7/15/2016
Open for Business, LLC	2	2	\$2,000	\$1,199	7/15/2015	7/15/2016
UNICO Group, Inc.	2	2	\$10,000	\$3,938	7/15/2015	7/15/2016
Urban League of Nebraska	2	1	\$7,000	\$2,582	7/15/2015	7/15/2016
The Leadership Center	1	1	\$1,500	\$1,500	7/15/2015	7/15/2016
Meyer & Associates, Architects	1	0	\$5,000	\$0	7/15/2015	7/15/2016
Moody's Analytics	4	4	\$16,000	\$15,260	7/15/2015	7/15/2016
Maly Marketing	2	0	\$6,000	\$0	7/15/2015	7/15/2016
Social Media Contractors	5	0	\$5,000	\$0	9/15/2015	9/15/2016
NorthStar Financial Services Group, LLC	5	4	\$25,000	\$10,610	9/15/2015	9/15/2016
Powderhook, Inc.	4	1	\$6,000	\$1,350	9/15/2015	9/15/2016
Vipa Solutions, LLC	2	2	\$4,000	\$3,251	9/15/2015	9/15/2016
DigiWidgets, Inc.	3	2	\$6,000	\$3,979	9/15/2015	9/15/2016
Xpanxion	2	2	\$10,000	\$4,765	9/15/2015	9/15/2016
DriveSpotter	2	1	\$6,000	\$3,000	9/15/2015	9/15/2016
Butler Machinery Company	4	4	\$20,000	\$18,487	9/15/2015	9/15/2016
Blue Ox	1	0	\$2,500	\$0	9/15/2015	9/15/2016
AnnGro USA, LLC	1	0	\$4,000	\$0	9/15/2015	9/15/2016
BCDM Architects	5	5	\$25,000	\$19,360	9/15/2015	9/15/2016
Hurrdat Social Media	5	2	\$7,500	\$2,680	9/15/2015	9/15/2016
Omaha Steel Castings Company, LLC	5	1	\$25,000	\$5,000	9/15/2015	9/15/2016
Horizontal Boring & Tunneling Co.	5	1	\$25,000	\$3,332	9/15/2015	9/15/2016
Baird Holm, LLP	2	1	\$6,000	\$0	9/15/2015	9/15/2016
DealAnyDay	2	2	\$9,000	\$4,716	9/15/2015	9/15/2016
McDermott & Miller PC	1	1	\$2,000	\$1,039	9/15/2015	9/15/2016
Boyd Jones Construction	5	2	\$25,000	\$10,000	9/15/2015	9/15/2016
goidit, LLC	1	1	\$5,000	\$2,999	9/15/2015	9/15/2016
The Olson Group	1	1	\$4,000	\$4,000	9/15/2015	9/15/2016
France & McNally	2	2	\$10,000	\$7,643	9/15/2015	9/15/2016
Quantified Ag	2	1	\$10,000	\$5,000	9/15/2015	9/15/2016

Employer	Positions Approved	Positions Filled	Total Awarded	Expended to Date	Contract Start Date	Contract End Date
Bulu Box	2	0	\$5,000	\$0	11/15/2015	11/15/2016
Hear Nebraska	2	2	\$6,000	\$5,429	11/15/2015	11/15/2016
Prime Communications, Inc.	1	0	\$5,000	\$0	11/15/2015	11/15/2016
QA Technologies	1	1	\$5,000	\$5,000	11/15/2015	11/15/2016
Hastings Economic Dev. Corp.	1	1	\$3,000	\$3,000	11/15/2015	11/15/2016
Bland & Associates, PC	3	2	\$12,000	\$7,670	11/15/2015	11/15/2016
SEM, Inc.	1	1	\$5,000	\$2,392	11/15/2015	11/15/2016
Ezenics, Inc.	2	2	\$10,000	\$9,043	11/15/2015	11/15/2016
Fiserv, Inc.	5	5	\$15,000	\$15,000	11/15/2015	11/15/2016
West Corporation	5	0	\$25,000	\$0	11/15/2015	11/15/2016
Midwest Hop Producers, LLC	2	1	\$7,000	\$3,378	11/15/2015	11/15/2016
IC Energy Solutions	1	1	\$5,000	\$5,000	11/15/2015	11/15/2016
Christensen Brozek Faltys PC	1	1	\$3,500	\$3,500	11/15/2015	11/15/2016
Children's Scholarship Fund of Omaha	1	1	\$1,000	\$760	11/15/2015	11/15/2016
Youth for Christ - Campus Life	3	2	\$9,000	\$10,500	11/15/2015	11/15/2016
Quo Vadis, LLC	3	3	\$9,000	\$9,000	11/15/2015	11/15/2016
Vivayic, Inc.	1	1	\$3,500	\$2,436	11/15/2015	11/15/2016
IntelliFARM, Inc.	1	0	\$5,000	\$0	11/15/2015	11/15/2016
Kutsch Wealth Management	2	0	\$4,000	\$0	11/15/2015	11/15/2016
The Waldinger Corp.	3	3	\$3,000	\$3,000	11/15/2015	11/15/2016
<b>Total</b>	<b>412</b>	<b>278</b>	<b>\$1,511,000</b>	<b>\$860,175</b>		

**InternNE active accounts:**


Employer	Positions Approved	Positions Filled	Total Awarded	Expended to Date	Contract Start Date	Contract End Date
Orthman Manufacturing, Inc.	5	5	\$25,000	\$16,678	1/15/2016	1/15/2017
LifeLoop, LLC	1	1	\$5,000	\$3,812	1/15/2016	1/15/2017
Nanonation, Inc.	3	3	\$15,000	\$11,900	1/15/2016	1/15/2017
AKSARBEN Foundation	3	2	\$12,000	\$6,738	1/15/2016	1/15/2017
Beckenhauer Construction, Inc.	3	1	\$9,000	\$3,000	1/15/2016	1/15/2017
Black Brick Software, LLC	1	1	\$5,000	\$6,642	1/15/2016	1/15/2017
Agilx	2	0	\$6,000	\$0	1/15/2016	1/15/2017
Kawasaki Motors Mfg. Corp, USA	4	4	\$20,000	\$13,798	1/15/2016	1/15/2017
Flexmag Industries	1	1	\$3,000	\$1,799	1/15/2016	1/15/2017
Norfolk Daily News	1	1	\$2,500	\$2,450	1/15/2016	1/15/2017
Duncan Aviation	5	5	\$25,000	\$18,008	1/15/2016	1/15/2017
Zoetis	4	0	\$20,000	\$0	1/15/2016	1/15/2017
Flood Communications, LLC	10	10	\$25,000	\$21,069	1/15/2016	1/15/2017
Fillmore County Development Corporation	1	1	\$1,500	\$1,408	1/15/2016	1/15/2017
Kingery Construction Co.	1	1	\$5,000	\$4,931	1/15/2016	1/15/2017
Ramada Columbus and River's Edge Convention Center	1	1	\$3,000	\$1,666	1/15/2016	1/15/2017
Constructors, Inc.	5	5	\$25,000	\$25,000	1/15/2016	1/15/2017
Lutz	5	5	\$25,000	\$23,041	1/15/2016	1/15/2017
Phynd Technologies	2	2	\$10,000	\$10,000	1/15/2016	1/15/2017
Hastings HVAC	1	1	\$5,000	\$1,096	1/15/2016	1/15/2017
Benaissance	2	1	\$10,000	\$2,956	1/15/2016	1/15/2017
Riverside Discovery Center	1	1	\$2,500	\$1,620	3/15/2016	3/15/2017
ScoreVision, LLC	3	2	\$7,500	\$5,000	3/15/2016	3/15/2017
Heartland Family Service	2	2	\$5,000	\$2,511	3/15/2016	3/15/2017
Jelecoc, LLC	2	1	\$6,000	\$5,871	3/15/2016	3/15/2017
TeamMates Mentoring Program	1	1	\$2,500	\$1,450	3/15/2016	3/15/2017
MarketSphere Consulting, LLC	1	1	\$2,500	\$1,430	3/15/2016	3/15/2017
WLA Consulting, Inc.	2	0	\$5,000	\$0	3/15/2016	3/15/2017
Spreetail	5	5	\$20,000	\$20,000	3/15/2016	3/15/2017
Kimmel Orchard & Vineyard	1	0	\$4,000	\$0	3/15/2016	3/15/2017
FurGo., Inc.	1	0	\$2,000	\$0	3/15/2016	3/15/2017
ISoft Data Systems	1	1	\$5,000	\$2,860	3/15/2016	3/15/2017
Ameritas Life Insurance Corporation	5	5	\$25,000	\$15,738	3/15/2016	3/15/2017
Valmont Industries	9	9	\$31,500	\$24,166	3/15/2016	3/15/2017
SGH, Inc.	3	1	\$15,000	\$5,000	3/15/2016	3/15/2017
Engineering International, Inc.	1	1	\$4,000	\$4,000	3/15/2016	3/15/2017
Encounter Telehealth, LLC	1	1	\$5,000	\$2,566	3/15/2016	3/15/2017
Eriksen Construction Company, Inc.	5	3	\$25,000	\$13,860	3/15/2016	3/15/2017

Employer	Positions Approved	Positions Filled	Total Awarded	Expended to Date	Contract Start Date	Contract End Date
Independent Insurance Agents of Nebraska	1	1	\$1,500	\$1,500	3/15/2016	3/15/2017
MetalQuest Unlimited	1	0	\$5,000	\$0	3/15/2016	3/15/2017
Retirement Plan Consultants	2	2	\$10,000	\$3,993	3/15/2016	3/15/2017
Flywheel	2	2	\$10,000	\$9,326	3/15/2016	3/15/2017
Hawkins Manufacturing	1	0	\$3,000	\$0	3/15/2016	3/15/2017
Aviture, Inc.	3	2	\$15,000	\$10,000	3/15/2016	3/15/2017
Twin Rivers Testing & Environmental	1	0	\$5,000	\$0	3/15/2016	3/15/2017
Sand Creek Post & Beam	1	1	\$2,500	\$2,500	3/15/2016	3/15/2017
Nebraska Truck Center	3	2	\$12,000	\$6,024	3/15/2016	3/15/2017
Norder Supply, Inc.	4	4	\$14,000	\$14,000	3/15/2016	3/15/2017
Novozymes Blair, Inc.	4	4	\$16,000	\$16,000	3/15/2016	3/15/2017
ePar, LLC	5	3	\$25,000	\$8,511	3/15/2016	3/15/2017
Signal88 Franchise Group	1	1	\$3,500	\$2,422	3/15/2016	3/15/2017
Ragland Automation, Inc.	1	0	\$1,500	\$0	3/15/2016	3/15/2017
National Research Corp.	2	1	\$7,000	\$2,878	3/15/2016	3/15/2017
ENHANCE Health Network	1	1	\$4,500	\$7,000	5/15/2016	9/30/2016
Distribution Management Systems, Inc.	2	2	\$6,000	\$5,472	5/15/2016	5/15/2017
Hail Varsity	2	1	\$10,000	\$1,345	5/15/2016	5/15/2017
Fremont Machine	1	0	\$1,500	\$0	5/15/2016	5/15/2017
Global Industries, Inc.	5	5	\$17,500	\$17,470	5/15/2016	5/15/2017
Tenaska	2	2	\$10,000	\$9,672	5/15/2016	5/15/2017
Social Assurance	1	1	\$3,500	\$3,500	5/15/2016	5/15/2017
C&A Industries	3	0	\$9,000	\$0	5/15/2016	5/15/2017
The Start Center for Entrepreneurship	1	0	\$3,000	\$0	5/15/2016	5/15/2017
Hayneedle, Inc.	5	5	\$25,000	\$24,683	5/15/2016	5/15/2017
TACKarchitects, Inc.	3	0	\$15,000	\$0	5/15/2016	5/15/2017
PCE, Inc.	1	0	\$3,500	\$0	5/15/2016	5/15/2017
Pure & Secure, LLC	1	1	\$1,500	\$1,456	5/15/2016	5/15/2017
Vestas American Wind Technology	1	0	\$4,000	\$0	5/15/2016	5/15/2017
EAD (Engineering, Automation, and Design)	3	3	\$12,000	\$12,000	5/15/2016	5/15/2017
Election Systems & Software	4	0	\$18,000	\$0	5/15/2016	5/15/2017
Firespring	5	5	\$10,000	\$9,469	5/15/2016	5/15/2017
Wells Fargo & Company	1	0	\$2,000	\$0	5/15/2016	5/15/2017
Schemmer Associates, Inc.	5	0	\$17,500	\$0	5/15/2016	5/15/2017
GC Resolve	1	1	\$1,500	\$1,500	5/15/2016	5/15/2017
Team Concepts	1	1	\$1,500	\$750	5/15/2016	5/15/2017

Employer	Positions Approved	Positions Filled	Total Awarded	Expended to Date	Contract Start Date	Contract End Date
The Black Market Clothing Exchange, Inc.	2	2	\$3,000	\$3,000	5/15/2016	5/15/2017
Emsick Architects	1	1	\$5,000	\$6,593	5/15/2016	5/15/2017
Integrow	1	0	\$5,000	\$0	5/15/2016	5/15/2017
Nebraska Global Investment Company, LLC	2	2	\$9,000	\$6,926	5/15/2016	5/15/2017
Mineral Interactive	1	0	\$2,500	\$0	5/15/2016	5/15/2017
Nebraska Hop Yards, LLC	1	0	\$3,500	\$0	5/15/2016	5/15/2017
Tethon 3D	2	2	\$7,000	\$6,668	5/15/2016	5/15/2017
Midlands Carrier Transicold	2	1	\$2,000	\$1,000	5/15/2016	5/15/2017
BCom Solutions, LLC	2	2	\$2,000	\$2,693	5/15/2016	5/15/2017
JEO Consulting Group, Inc.	5	0	\$15,000	\$0	5/15/2016	5/15/2017
Arbor Day Foundation	1	1	\$2,500	\$2,413	5/15/2016	5/15/2017
LK Design	1	0	\$1,000	\$0	5/15/2016	5/15/2017
Chief Industries	1	1	\$3,500	\$3,500	5/15/2016	5/15/2017
First Nebraska Bank	1	1	\$2,000	\$2,000	5/15/2016	5/15/2017
Curley Immigration Law PC, LLO	2	0	\$3,000	\$0	5/15/2016	5/15/2017
Three Pillars Media	1	1	\$3,500	\$3,500	5/15/2016	5/15/2017
Hello Holiday	1	1	\$3,000	\$3,000	5/15/2016	5/15/2017
The Leadership Center	1	0	\$2,000	\$0	5/15/2016	5/15/2017
Merck, Inc.	1	0	\$3,000	\$0	5/15/2016	5/15/2017
Elemental Scientific, Inc.	2	2	\$5,000	\$5,000	5/15/2016	5/15/2017
EF Johnson Technologies	2	1	\$8,000	\$4,000	5/15/2016	5/15/2017
Capstone Consulting, Inc.	1	1	\$3,000	\$3,000	5/15/2016	5/15/2017
American Shizuki Corp.	1	0	\$5,000	\$0	5/15/2016	5/15/2017
Yahoo	5	5	\$25,000	\$0	5/15/2016	5/15/2017
Thermo King	1	1	\$4,000	\$4,000	5/15/2016	5/15/2017
Malone's Auto Body	1	1	\$2,000	\$2,000	5/15/2016	5/15/2017
Twin Cities Dev. Association, Inc.	1	0	\$2,500	\$0	5/15/2016	5/15/2017
Foundation for Lincoln Public Schools	1	0	\$2,000	\$0	5/15/2016	5/15/2017
Behlen Manufacturing Co.	5	0	\$5,000	\$0	5/15/2016	5/15/2017
Industrial Irrigation Services	1	1	\$4,000	\$3,384	5/15/2016	5/15/2017
Neapco Components, LLC	1	1	\$3,500	\$3,386	5/20/2016	5/15/2017
Beef Products, Inc.	5	5	\$20,000	\$19,676	5/20/2016	5/15/2017
Dundee VC Management, LLC	2	2	\$10,000	\$10,000	7/15/2016	7/15/2017
Bish Enterprises	2	0	\$10,000	\$0	7/15/2016	7/15/2017
Morrissey Engineering, Inc.	2	2	\$10,000	\$9,536	7/15/2016	7/15/2017
Communication Systems Solutions, LLC	3	3	\$15,000	\$0	7/15/2016	7/15/2017
Prairie Cloudware	5	0	\$12,500	\$0	7/15/2016	7/15/2017

Employer	Positions Approved	Positions Filled	Total Awarded	Expended to Date	Contract Start Date	Contract End Date
RD Industries	1	1	\$3,500	\$1,567	7/15/2016	7/15/2017
Community Information Trust	1	1	\$1,000	\$771	7/15/2016	7/15/2017
American Agricultural Laboratory	2	2	\$10,000	\$5,000	7/15/2016	7/15/2017
Straight Shot, LLC	3	3	\$7,500	\$5,876	7/15/2016	7/15/2017
RaceNote	1	1	\$4,000	\$4,000	7/15/2016	7/15/2017
First National Bank of Chadron	4	2	\$20,000	\$5,000	7/15/2016	7/15/2017
Gazella Wifi	2	1	\$7,000	\$3,500	7/15/2016	7/15/2017
Kidwell, Inc.	2	1	\$8,000	\$3,766	7/15/2016	7/15/2017
Great Plains Health	1	0	\$1,000	\$0	7/15/2016	7/15/2017
Priority Data	2	1	\$6,000	\$0	7/15/2016	7/15/2017
VentureTech	2	2	\$8,000	\$0	7/15/2016	7/15/2017
Big Wheel Brigade	1	1	\$1,500	\$450	7/15/2016	7/15/2017
Nobl	2	1	\$10,000	\$2,478	7/15/2016	7/15/2017
Thompson, Dreessen & Dorner, Inc.	5	3	\$25,000	\$11,124	7/15/2016	7/15/2017
KOVUS	1	1	\$3,000	\$0	7/15/2016	7/15/2017
FUSE Coworking	1	0	\$1,000	\$0	7/15/2016	7/15/2017
Sympateco	3	1	\$6,000	\$0	7/15/2016	7/15/2017
Infogressive, Inc.	5	3	\$10,000	\$0	7/15/2016	7/15/2017
BuilderTREND	5	5	\$25,000	\$4,993	7/15/2016	7/15/2017
Urban League of Nebraska	4	1	\$14,000	\$0	7/15/2016	7/15/2017
Renaissance Financial	3	3	\$3,000	\$3,000	7/15/2016	7/15/2017
HealthEASE, LLC	1	1	\$1,500	\$0	7/15/2016	7/15/2017
NRG Energy	1	0	\$5,000	\$0	7/15/2016	7/15/2017
Glyph Agency, LLC	1	0	\$1,000	\$0	7/15/2016	7/15/2017
CoreTech	1	1	\$5,000	\$0	7/15/2016	7/15/2017
Olive Empire, LLC	1	0	\$4,000	\$0	9/15/2016	9/15/2017
NorthStar Financial Services Group, LLC	4	2	\$16,000	\$4,920	9/15/2016	9/15/2017
NMotion	1	0	\$5,000	\$0	9/15/2016	9/15/2017
QA Technologies	1	1	\$1,500	\$1,500	9/15/2016	9/15/2017
J.Brasch Co., LLC	2	0	\$10,000	\$0	9/15/2016	9/15/2017
opendorse	2	0	\$6,000	\$0	9/15/2016	9/15/2017
Precision Technology, Inc.	1	0	\$5,000	\$0	9/15/2016	9/15/2017
Buffalo County Community Health Partners, Inc.	1	1	\$5,000	\$0	9/15/2016	9/15/2017
Butler Machinery Company	3	3	\$15,000	\$0	9/15/2016	9/15/2017
One Source The Background Check Company	2	2	\$6,000	\$5,608	9/15/2016	9/15/2017
C.C. Global, Inc.	1	1	\$1,500	\$1,500	9/15/2016	9/15/2017

Employer	Positions Approved	Positions Filled	Total Awarded	Expended to Date	Contract Start Date	Contract End Date
Nebraska Bankers Association	1	1	\$5,000	\$0	9/15/2016	9/15/2017
Christensen Brozek Faltys PC	1	1	\$3,500	\$1,156	9/15/2016	9/15/2017
KCI Stores	5	0	\$5,000	\$0	9/15/2016	9/15/2017
Premier Psychiatric	1	0	\$3,000	\$0	9/15/2016	9/15/2017
The World Theatre Foundation	1	0	\$4,000	\$0	9/15/2016	9/15/2017
OxBow Data Management Systems, LLC	3	2	\$15,000	\$0	9/15/2016	9/15/2017
DealAnyDay	2	2	\$6,000	\$0	9/15/2016	9/15/2017
UNICO Group, Inc.	3	2	\$6,000	\$0	9/15/2016	9/15/2017
Midwest Door and Hardware	1	1	\$5,000	\$5,000	9/15/2016	9/15/2017
The Cattle National Bank & Trust Company	1	0	\$1,000	\$0	9/15/2016	9/15/2017
goidit, LLC	2	2	\$10,000	\$6,780	9/15/2016	9/15/2017
Bumper to Bumper Body & Paint	2	0	\$10,000	\$0	9/15/2016	9/15/2017
Signetik	1	1	\$3,000	\$0	9/15/2016	9/15/2017
ActivationInsights	1	0	\$5,000	\$0	9/15/2016	9/15/2017
Quantified Ag	2	0	\$5,000	\$0	9/15/2016	9/15/2017
Rocky Mountain Bird Observatory dba Bird Conservancy of the Rock	2	1	\$3,000	\$0	11/15/2016	11/15/2017
Slattery Vintage Estates	1	1	\$2,500	\$0	11/15/2016	11/15/2017
City Glass Company	1	1	\$5,000	\$6,364	11/15/2016	11/15/2017
RIA Compliance Consultants, Inc.	1	0	\$1,000	\$0	11/15/2016	11/15/2017
STONE FIN, LLC	1	0	\$5,000	\$0	11/15/2016	11/15/2017
BinMaster	2	0	\$10,000	\$0	11/15/2016	11/15/2017
The Strawhecker Group, LLC	1	1	\$3,000	\$2,637	11/15/2016	11/15/2017
Ezenics, Inc.	3	3	\$15,000	\$0	11/15/2016	11/15/2017
DeBoer & Associates, PC	2	2	\$8,000	\$4,154	11/15/2016	11/15/2017
Econic	2	2	\$4,000	\$0	11/15/2016	11/15/2017
Omaha Steel Castings Company, LLC	5	1	\$25,000	\$0	11/15/2016	11/15/2017
Horizontal Boring & Tunneling Co.	3	0	\$15,000	\$0	11/15/2016	11/15/2017
Five Nines	1	1	\$5,000	\$0	11/15/2016	11/15/2017
Atlasphere Consulting	1	0	\$3,000	\$0	11/15/2016	11/15/2017
Assurity Life Insurance Company	3	1	\$15,000	\$0	11/15/2016	11/15/2017
Chapman and Company, LLC	1	0	\$5,000	\$0	11/15/2016	11/15/2017
The Waldinger Corporation	4	1	\$16,000	\$0	11/15/2016	11/15/2017
	391	249	\$1,445,000	\$649,954		



# SITE AND BUILDING DEVELOPMENT FUND ACT

(Nebraska Revised Statutes 81-12-144, 81-12-145, 81-12-151)



As local economic development teams emphasize efforts to grow Nebraska's workforce, recruiting and retaining skilled labor often work in tandem with a region's overall industrial readiness. The Site and Building Development Fund (SBDF) is a tool designed to help Nebraska communities and organizations with competitive attraction and expansion projects.

Eligible applicants include local economic development organizations, local governments and Nebraska non-profits. Non-profits must provide IRS verification of a 501(c)(3), 501(c)(4), or 501(c)(6) status and verify a Certificate of Good Standing with Nebraska's Secretary of State.

Economic development activities that qualify for an SBDF grant include projects designated for building construction or rehabilitation, engineering and design costs, infrastructure development and improvements, land and building acquisition, pre-approved costs essential to develop industry-ready sites and buildings, site preparation, and technical assistance. Applicants must have the ability to demonstrate strategy and identify targeted industries for potential projects, as well as pinpoint potential challenges at a project's building site.

The Department of Economic Development allocates SBDF grants based on the agency's projected forecast for the current calendar year. Eligible applicants must provide 100% in matching funds equal to the amount committed by the SBDF program.

In 2016, the fund awarded \$4,500,000 to seven economic development organizations in Nebraska to

benefit businesses in Grand Island, Lincoln, Norfolk, Omaha, Sarpy County, South Sioux City and West Point.

Murdock-based Oxbow Animal Health develops and markets fortified food and supplements dedicated to small animal nutrition in 35 countries. In 2017, the company will celebrate the grand opening of its 247,000 square foot business campus in southwest Omaha. Oxbow's executive team worked with DED to secure a \$200,000 Site and Building Development Fund Grant for the project, as well as \$64,000 in Customized Job Training.

"Over the past 17 years, our company has grown from 20 to 140 employees," said Oxbow Animal Health Founder and President, John Miller. "Industry partnerships and state resources have both contributed to Oxbow's growing workforce and global presence. SBDF has enabled our company to move closer to a larger labor pool for additional access to skilled workers."

The agency evaluates both industry and geographical diversity during the SBDF grant selection process. In March 2016, the City of Norfolk, also listed in the SBDF graph below, received \$1,400,000 to assist with costs to install a natural gas line that was critical for business recruitment and expansion.

"A region's capacity to grow relies heavily on having the right infrastructure, and funding for this project has played a crucial role in positioning our city for future industrial development," Norfolk Mayor Josh Moenning said. "DED's SBDF grant has helped

*"Over the past 17 years, our company has grown from 20 to 140 employees. Industry partnerships and state resources have both contributed to Oxbow's growing workforce and Global presence. SBDF has enabled our company to move closer to a larger labor pool for additional access to skilled workers."*

**John Miller**  
*Oxbow Animal Health Founder, President, Oxbow*


provide our community with a key tool in attracting new and growing businesses."

Green Plains Inc. is a diversified commodity-processing business that serves a worldwide market. Through a partnership with the Omaha Development Council, DED provided \$250,000 of SBDF funding to assist with the construction of a new 72,000 square foot headquarter facility located in Omaha's Aksarben Village. Green Plains completed their move to the new building in December 2016, and has approximately 185 employees at the facility.

Success within the SBDF program exemplifies regions' long-term economic development goals. In 2015, DED awarded \$500,000 in program funding to Southeast Nebraska Development, Inc., for an expansion project at Endicott Clay Products. The organization utilized funding to construct a 90,000 square foot building expansion. The company also purchased equipment as part of the project.

**Site and Building Development Fund projects funded in 2016:**

Approval Date	Recipient	Benefitting Business	Award Amount
January 2016	Lincoln Chamber Economic Dev. Corp.	Hudl	\$250,000
February 2016	Grand Island Economic Dev. Corp.	Hendrix - ISA	\$150,000
March 2016	City of South Sioux City	Great West Casualty	\$500,000
March 2016	Sarpy County Economic Dev. Corp.	Oxbow Animal Health	\$200,000
March 2016	Lincoln Chamber Economic Dev. Corp.	Nelnet, Inc.	\$250,000
March 2016	City of Norfolk	Natural Gas line	\$1,400,000
March 2016	Omaha Dev. Council, Inc.	Kiewit	\$500,000
May 2016	Omaha Development Council, Inc.	Green Plains, Inc.	\$250,000
July 2016	City of West Point	Unified Pet Products	\$300,000
September 2016	Omaha Dev. Council, Inc.	HDR, Inc.	\$500,000
December 2016	Lincoln Chamber Economic Dev. Corp.	Tractor Supply Company	\$200,000
		<b>Total</b>	<b>\$4,500,000</b>



# NEBRASKA DEPARTMENT OF ECONOMIC DEVELOPMENT

