



2018

# LEGISLATIVE REPORT

Nebraska Department of  
**ECONOMIC DEVELOPMENT**

**NEBRASKA**

Good Life. Great Opportunity.



---

## ABOUT THE NEBRASKA DEPARTMENT OF ECONOMIC DEVELOPMENT

Since 1967, the Nebraska Department of Economic Development (DED) has been focused on growing and diversifying Nebraska's economic base, bringing new investments, new businesses and new people into the state. We provide quality leadership and services to help Nebraska compete and succeed in a fast-paced global economy.

---

## OUR MISSION AND VISION

**Our mission** is to grow Nebraska. We are here, equipped and ready, to assist communities across the state in developing and capitalizing upon economic opportunities.

**Our goal** is for Nebraska to be the best place in the world to live, work, do business and raise a family. We're supporting this vision through work that includes, but is not limited to, recruiting new businesses to the state; supporting business growth and entrepreneurship; working to attract and retain Nebraska residents; developing our state's talented workforce; advancing housing opportunities statewide; promoting Nebraska at home and abroad; and investing in our communities to create an even greater quality of life.

---

## ABOUT THIS REPORT

As the state's lead economic development agency, DED administers programs and works as a supporting partner to grow Nebraska. The current report provides an executive summary and detailed outcomes for an array of DED's key programs for 2018, as required under Nebraska Statute 81-1201.11.

For more information about DED's mission, programs, initiatives and achievements on behalf of the people of Nebraska, visit [www.opportunity.nebraska.gov](http://www.opportunity.nebraska.gov).

**How to Contact DED:**

Nebraska Department of Economic Development  
301 Centennial Mall South  
Lincoln, NE 68509-4666  
(402) 471-3111

Or, visit our website at [www.opportunity.nebraska.gov](http://www.opportunity.nebraska.gov).



Brown Sheep Yarn, Mitchell.

---

## MESSAGE FROM DIRECTOR DAVE RIPPE



Dear Governor Ricketts, Members of the Nebraska Legislature and Fellow Nebraskans:

I am honored to present the Department of Economic Development's (DED) 2018 Legislative Annual Report.

As you are well aware, DED serves as the lead economic development agency for our great state of Nebraska. In that role, it is our duty and privilege to be a steward of taxpayer resources, and to leverage those resources as efficiently and effectively as possible to grow our state and create opportunities for its people.

This is a responsibility we carry with excitement and steadfast determination. In my tenure as Director, I have been consistently proud and humbled by the enthusiasm, commitment and talent displayed by each member of our team as they work vigilantly to administer DED's programs and services on behalf of Nebraska.

As requested annually by the Nebraska State Legislature, this report provides detailed information pertaining to some of DED's key economic impact programs for the previous year. In creating this document, we reflected with pride and confidence upon our achievements, and look forward with even greater optimism to the year ahead.

Notably, we are excited to be able to include in this report, for the first time, detailed information regarding the early impacts of LB 518 – the Rural Workforce Housing Investment Act. This legislation has generated tremendous engagement and momentum in our rural communities, for whom workforce housing is an issue of great economic importance. We are confident that its positive outcomes are only just beginning to manifest.

In that regard, we are confident that each of our administered programs has made a substantial and positive impact in our state throughout the previous year. I look forward to sharing examples of our success with you not only in the current report, but as we continue to work together throughout the coming legislative session and beyond.

On behalf of my team, I wish to express our sincere appreciation once again for the incredible efforts of our Governor, State Legislature and Agency peers, without whom none of our efforts or accomplishments would be possible. I also commend the economic development professionals and stakeholders throughout our state, who continue to work on the front lines of their communities to champion progress and growth; they are the heart of our shared vision to grow Nebraska.

Sincerely,

Dave Rippe  
Director



*Governor Pete Ricketts and DED Director Dave Rippe at the Governor's Cup award ceremony. Nebraska received the Governor's Cup for achieving the most economic development and capital investment projects per capita in the nation for the third consecutive year.*

## CONTENTS

Business Innovation Act .....	8
Nebraska Operational Assistance Program .....	16
Civic and Community Center Financing Fund.....	18
Nebraska Affordable Housing Trust Fund .....	30
Rural Workforce Housing Fund .....	42
Customized Job Training .....	48
Intern Nebraska .....	52
The Site and Building Development Fund.....	58

---

## BUSINESS INNOVATION ACT (BIA)

High-tech, high-potential startups spur economic growth and create new opportunities for hardworking Nebraskans. Successful companies generate quality jobs, proliferate wealth and promote our state's growing reputation as a hub for entrepreneurs.



Signed into law in 2011, the Nebraska Business Innovation Act (BIA) promotes the development of Nebraska technology and innovation by providing resources to support the success of high-potential, early-stage firms. The Nebraska Department of Economic Development (DED) administers BIA funding on behalf of the State of Nebraska under the following categories:

### **The Nebraska Small Business Innovation Research/Small Business Technology Transfer (SBIR/STTR) Grant Program**

Nebraska SBIR/STTR matching grants are awarded to Nebraska-based small businesses that are participating in or applying to the federal Small Business Innovation Research and Small Business Technology Transfer grant programs. DED may award matching Nebraska SBIR/STTR grants: (a) to companies applying to the federal SBIR/STTR programs (Phase 0 grants), and (b) companies that are receiving federal SBIR/STTR funding and conducting R&D activities under the auspices of those programs (Phase 1 and 2 grants).

### **The Microenterprise Assistance Program**

DED awards Microenterprise Assistance funding in two categories: (a) Financial Assistance for Microenterprise Technical Assistance and (b) Financial Assistance for Microenterprise Lending Programs. The former provides funding to support Nebraska nonprofit organizations whose primary enterprise is business micro-lending; it



*“The Business Innovation Act has been a game changer in terms of fostering a more productive climate for investment and entrepreneurship across Nebraska. The programs authorized under the BIA have increased DED’s capacity to support the growth and development of startups and high-growth businesses, ultimately leading to new jobs, new innovations and new economic opportunities in communities urban and rural.”*

**Joe Fox**  
*Director, Business Development Division*  
DED

can assist with organizational operating and other expenses associated with microenterprise business assistance (i.e., businesses with 10 or fewer employees). The latter category provides revolving loan funds to certified non-profit organizations for use in direct microloans to qualifying microenterprises located in economically distressed areas.

### **The Nebraska Innovation Fund Prototype Grant Program**

The Prototype Grant Program provides grants to support small businesses in the development of investment-ready prototypes of their original products and services. As such, the program readies small firms to attract investors and fully scale and commercialize their innovations.

### **The Nebraska Seed Investment Program**

The Seed Investment Program provides financial assistance through matching equity investments held by Invest Nebraska Corporation, a nonprofit venture capital firm. Investments may be used for hiring additional employees, product development, marketing and promotion, and operating expenses. Any returned capital from this program is reinvested in future Nebraska start-ups.

### **The Academic R&D Grant Program**

The Academic R&D program provides financial assistance to companies who utilize Nebraska public or private college or university research and facilities for applied research projects, or who are licensing technologies from

a Nebraska college/university. As such, the program supports the spread of innovations that harness Nebraska’s institutions of higher education.

### **Special Designations: Innovation in Value-Added Agriculture and Innovation in Bioscience**

The BIA contains special provisions to spur innovation as it relates to the state’s industrial backbone, agriculture, and a closely related industry, bioscience.

#### *Innovation in Value-Added Agriculture*

Value-added agriculture can be defined as increasing the net worth of agricultural products by way of new processes and breakthroughs. Firms that specialize in value-added agriculture strengthen the state’s agricultural roots, generate economic growth and create new export opportunities for Nebraska growers.

Under the BIA, businesses whose activities qualify under Innovation in Value-Added Agriculture are eligible for reduced matching requirements (decreased to 25%) under BIA’s Prototype, Seed Investment and Academic R&D grant programs.

#### *Innovation in Bioscience*

Bioscience (or biotechnology) is any of several sciences and/or industries that deal with living organisms. Nebraska’s rapidly growing bioscience industry thrives on the state’s agricultural outputs, manufacturing strength and skilled labor force.

## Adjuvance Technologies, Inc.



Vaccines contain two components – the target for the immune system (e.g., influenza) and an adjuvant (immune stimulant) that helps the immune system respond to the target. One highly-used adjuvant, QS-21, is extracted from the bark of a tree that only grows in Chile, and is therefore in short supply. Nebraska SBIR recipient Adjuvance Technologies is not only able to manufacture QS-21, solving the supply issue, but is improving upon the performance of QS-21 and other vaccines using cutting-edge techniques perfected right here in Nebraska.

“Support from DED and the SBIR grant program helped our company purchase equipment and conduct research at the Biotech Connector at Nebraska Innovation Campus. This enabled us to move our operations from New York to Lincoln, where we’ve since created two new jobs.”

-Tyler Martin, M.D., President and CEO



**Table 1.1** BIA Program Requests and Awards, FY 2017-2018

BIA Subprogram	Funding Requested	Number of Applications	Funding Awarded
SBIR/STTR	\$711,754	21	\$676,754
Microenterprise Assistance Lending	\$2,500,000	4	\$1,000,000
Innovation Fund Prototype Grant	\$3,227,152	36	\$1,660,800
Seed Investment	\$3,694,123	12	\$1,444,123
Academic R&D	\$2,460,243	11	\$1,273,260
Innovation in Bioscience	\$827,897	3	\$827,897
<b>Total</b>	<b>\$13,421,169</b>	<b>87</b>	<b>\$6,882,834</b>

The BIA general fund includes funding earmarked for award to Nebraska companies specializing in bioscience innovation.

### BIA Program Distributions and Impacts, Fiscal Year (FY) 2017-2018

This section describes the awards and related outcomes of BIA program grants for FY 2017-2018, as required annually by the Nebraska Legislature by the first working day of July.

#### BIA Total Requests and Funding Distributed

The State Legislature appropriated \$6,021,000 for award under the BIA for FY 2017-2018. In all, requests for

funding totaled \$13,421,169 across 87 applications. Table 1.1 displays funding requested versus funds awarded by DED during FY 2017-2018 for the BIA subprograms.


The descriptions and related tables below provide detailed information on FY 2017-2018 requests and awards for each BIA subprogram.

#### a. Nebraska SBIR/STTR Grant Program

During FY 2017-2018, after receiving \$711,754 in requests for assistance across 21 applications, DED selected 14 Nebraska SBIR/STTR applicants for award.

Awards totaled \$676,754. This included seven Phase 0 awards to assist companies preparing federal SBIR/

## PAWLYTICS



Lizz Whitacre with Hooch. Lizz is the founder of Lincoln-based Pawlytics, a software platform designed to help animal rescues organize adoptions. Pawlytics received a Prototype grant to assist with product development. Since receiving the Prototype grant, Pawlytics has been piloted or purchased by 120 rescue organizations.

**Table 1.2** Nebraska SBIR/STTR Awards, FY 2017-2018

SBIR Award Type	Company	Award	Location
Phase 0	Bugeater Labs, Inc.	\$5,000	Lincoln
Phase I	Midwest Hop Producers, LLC	\$45,054	Plattsmouth
Phase 0	Nano Ag Technologies	\$5,000	McCool Junction
Phase 0	G5, Inc.	\$5,000	Holstein
Phase 0	NuGUT, LLC	\$4,200	Lincoln
Phase I	Adjuvance Technologies	\$100,000	Lincoln
Phase II	Windcall Manufacturing	\$100,000	Venango
Phase I	Vajra Instruments	\$100,000	Lincoln
Phase I	Sanguine Diagnostics & Therapeutics	\$100,000	Omaha
Phase I	Therapeutic Vision	\$97,500	Elkhorn
Phase 0	Breezmed	\$5,000	Omaha
Phase 0	Civic AgX	\$5,000	Gothenburg
Phase II	Pacific Engineering, Inc.	\$100,000	Roca
Phase 0	Vestal W2O	\$5,000	Hastings
<b>Total</b>		<b>\$676,754</b>	

**Table 1.3** Innovation Fund Prototype Grant Awards, FY 2017-2018

Award Type	Company	Contract Amount	Location
Technical Assistance	Center for Rural Affairs	\$500,000	Lyons
<b>Total</b>		<b>\$500,000</b>	

**Table 1.4** Financial Assistance for Microenterprise Lending Program Awards, FY 2017-2018 Awards

Award Type	Company	Contract Amount	Location
Lending	Northeast Economic Development	\$166,000	Norfolk
Lending	Nebraska Enterprise Fund	\$167,000	Oakland
Lending	Rural Investment Corp.	\$167,000	Lyons
<b>Total</b>		<b>\$500,000</b>	

STTR applications, plus five Phase 1 and two Phase 2 matching awards for companies already receiving federal SBIR/STTR grant assistance. See *Table 1.2*.

**b. Microenterprise Assistance Program**

DED received requests for \$2,500,000 in Microenterprise Assistance funding during FY 2017-2018 across four applications. This included \$1,000,000 in requested assistance under the Financial Assistance for Microenterprise Technical Assistance category and \$1,500,000 under the Financial Assistance for Microenterprise Lending Programs category.

DED awarded a total of \$500,000 in Microenterprise Technical assistance funding, with one organization selected to receive funds. Under the Microenterprise Lending category, DED awarded a total of \$500,000 to three organizations (*Tables 1.3 and 1.4*).

**c. Innovation Fund Prototype Grant Program**

During FY 2017-2018, DED received requests for a total of \$3,227,152 in Prototype Grant funding for 36 different projects. Awards totaling \$1,660,800 were distributed for 31 projects, located in 11 Nebraska communities. See *Table 1.4*.

**Table 1.5** Innovation Fund Prototype Grant Awards, FY 2017-2018

Company	Award	Location
Med-Den Funding	\$60,000	Lincoln
KPI Ninja, LLC	\$75,000	Hastings
Montag Manufacturing*	\$100,000	Milford
Median CRM, Inc.	\$50,000	Bennington
LeverageRX	\$50,000	Omaha
Family Pet Project	\$30,000	Lincoln
JWags Studio, LLC	\$50,000	Omaha
Utilize, LLC	\$55,000	Lincoln
Sub Guru, LLC	\$50,000	Lincoln
Workforce Science Associates	\$20,000	Lincoln
Gazella Wifi	\$36,300	Omaha
F&S Medical Solutions	\$50,000	Omaha
CS Solutions	\$60,000	Hayes Center
Great Plains Pultrusions, Inc.	\$40,000	Omaha
Myelin Solutions, Inc.	\$75,000	Omaha
Agri-Dealer, LLC	\$50,000	Hayes Center
SmallData Tech, LLC	\$50,000	Waverly
Civic AgX*	\$55,000	Gothenburg
Bloom Software, LLC	\$62,500	Omaha
Gear Five, Inc.	\$45,000	Lincoln
I2RD	\$60,000	Lincoln
Efficient Technologies, LLC	\$70,000	Lincoln
Econic, LLC	\$60,000	Lincoln
Jupiterian Technology, LLC	\$12,000	Elkhorn
NexGen Outfitters	\$50,000	Sidney
Med-Den Funding	\$50,000	Lincoln
Velocity.win, LLC	\$75,000	Lincoln
Lightbridge, Inc.	\$55,000	Papillion
Terrace Ag, LLC*	\$30,000	York
Dashr, LLC	\$75,000	Lincoln
BasicBlock	\$60,000	Omaha
<b>Total</b>	<b>\$1,425,800</b>	

\*Indicates Innovation in Value Added Agriculture Special Fund

**Table 1.6 Seed Investment Program Awards, FY 2017-2018**

Company	Award	Location
Opendorse, Inc.	\$250,000	Lincoln
Encounter Telehealth, LLC	\$219,123	Omaha
Sevon, Inc.	\$125,000	Lincoln
D3 Technology	\$250,000	Omaha
Materials and Machines Corp of America	\$250,000	Lincoln
Fourstarzz Media, Inc.	\$250,000	Lincoln
Gazella Wifi, Inc.	\$100,000	Omaha
<b>Total</b>	<b>\$1,444,123</b>	

**Table 1.7 Academic R&D Grant Program Awards, FY 2017-2018**

Award Type	Special Fund	Company	Award	Location
Academic R&D Phase I	VAA	Costco Wholesale	\$100,000	Fremont
Academic R&D Phase I	No	Shannon Pharmaceuticals	\$100,000	Omaha
Academic R&D Phase I	VAA	Millennium Resilient International	\$57,035	Gering
Academic R&D Phase I	VAA	NuGUT, LLC	\$16,225	Lincoln
Academic R&D Phase II	VAA	IntelliFarm, Inc.	\$400,000	Lincoln
Academic R&D Phase I	No	OpsCompass, LLC	\$100,000	Omaha
Academic R&D Phase I	VAA	Phibro Animal Health Corp.	\$100,000	Omaha
Academic R&D Phase I	BIO	Virtual Incision Corp.	\$100,000	Lincoln
Academic R&D Phase II	BIO	Vestal W2O, LLC	\$327,897	Hastings
Academic R&D Phase I	No	Calix Biopharma, Inc.	\$100,000	Lincoln
Academic R&D Phase II	No	ProTransit Dermal Therapy	\$200,000	Omaha
Academic R&D Phase II	BIO	Virtual Incision Corp.	\$400,000	Lincoln
Academic R&D Phase I	VAA	Sunseo Omega	\$100,000	Lincoln

Note: VAA and BIO represent Innovation in Value Added Agriculture and Innovation in Bioscience, respectively

**d. Seed Investment Program**

DED received requests for a total of \$3,694,123 in Seed Investment funding from 12 firms during FY 2017-2018. As seen in the table below, a total of \$1,444,123 was awarded to seven firms.

**e. Academic R&D Grant Program**

DED received requests for a total of \$2,460,243 in Academic R&D funding from 14 firms during the 2017-2018 fiscal year. Awards totaled \$2,101,157, distributed among 13 firms; this includes awards of \$773,260 and \$827,897 under the Innovation in Value Added Agriculture and Innovation in Bioscience special funds, respectively.



**OpsCompass**



An Academic R&D grant recipient, OpsCompass helps organizations monitor and control their cloud computing investments by providing real-time information and configuration controls.

“Several of our clients were looking for compliance reporting in their cloud computing systems. With support from DED and expertise from the Nebraska Applied Research Institute, we were able to define, build and make commercially available a product that makes reporting easy and affordable.”



*-John Grange, Chief Technology Officer*

**OpsCompass**

**MONTAG**




*Anthony Montag and Scott Trost from Montag Manufacturing in Milford. Montag received a Prototype grant to assist with the development of a new seed applicator for cover crops.*



# NEBRASKA OPERATIONAL ASSISTANCE PROGRAM

Innovative, high-growth startups thrive in a climate rich with access to venture capital and entrepreneurial support. Similarly, investors are well-positioned to succeed when information about potential opportunities is concise and readily available. Established in 2007, the Nebraska Operational Assistance Program (OAP) is cultivating a network of support, information and capital to assist entrepreneurs and investors as they launch successful businesses that grow Nebraska.



The OAP:

- n Assists potential high-growth businesses in establishing a foundation to attract private equity. This includes but is not limited to technical assistance with market analysis; executive recruitment; sales and marketing; financial planning; and business structure and intellectual property development.
- n Promotes a climate of informed, engaged venture capital investors by identifying and providing information about investment opportunities.
- n Establishes connections between entrepreneurs and investors.
- n Delivers education and training programs to support investors and entrepreneurs.
- n Facilitates the formation of private venture capital funds across the state.

As specified under the OAP's provisions, DED's non-profit 501(c)(3) partner, Invest Nebraska, carries out the functions of the OAP on behalf of the State of Nebraska. Invest Nebraska is a venture development organization that specializes in advising and investing in early-stage companies. Led by successful entrepreneurs, it strives to serve the entrepreneurial community while embodying the entrepreneurial spirit of Nebraskans.



*“The Operational Assistance Program is an invaluable resource that has helped transform Nebraska’s investment and entrepreneurial climate. A decade ago, Nebraska had a low national ranking in terms of venture capital resources for startup growth. Today, that has completely changed, and Nebraska ranks in the middle and continues to show improvement year after year. We can attribute much of that success directly to the OAP and other entrepreneurial programs at the Nebraska Department of Economic Development that are helping us achieve our goals and support business growth.”*

**Dan Hoffman**  
CEO  
Invest Nebraska

Invest Nebraska is governed by a 12-member volunteer board with extensive experience in:

- n Accounting
- n Angel Investing
- n Banking
- n Early-stage entrepreneurial development and investment portfolio management
- n Patent law
- n Private equity
- n Transaction law
- n University research and commercialization
- n Venture capital

Since 2009, Invest Nebraska has provided financial assistance totaling over \$20.3 million to Nebraska startups in the form of loans, convertible debt and equity. As of December 31, 2018, these businesses had received a total of \$90.7 million in co-invested capital in addition to financial assistance from Invest Nebraska. From 2012-2017, these companies received an additional \$142 million in follow-on capital; created 543 direct jobs paying an average of \$62,942; and received 130 patents, with another 318 in progress.

During 2018, companies receiving technical assistance and financial capital from Invest Nebraska generated an additional \$37.4 million in leveraged venture capital investments, supporting 30 early-stage businesses.

In 2018, Invest Nebraska:

- n Reviewed 146 business plans;
- n Engaged 135 new entrepreneurs to discuss ideas and/or businesses;
- n Provided operational assistance to 208 new businesses and Invest Nebraska portfolio companies looking to raise private capital in the future;
- n Provided financial assistance to 23 businesses.

Throughout 2018, Invest Nebraska also maintained an online clearinghouse and access point for information about angel investment opportunities in Nebraska, via the “Gust” online platform. Gust is the world’s largest equity funding and collaboration platform — connecting 400,000-plus startups in 190 countries with more than 60,000 investment professionals — and is the official collaboration platform for national angel investor federations in 28 countries and continents.

Potential or interested accredited angel investors were able to contact Invest Nebraska throughout 2018 for access to the clearinghouse. These investors were also invited to be members of the “Deal Room.” Within the Deal Room, interested angels could review materials provided by companies of interest, as well as information and insights compiled by Invest Nebraska. Angels were also provided contacts enabling them to seek additional information from target companies or Invest Nebraska staff.

# CIVIC AND COMMUNITY CENTER FINANCING FUND

(Nebraska Revised Statute 13-2701-13-2710)

At DED, we're on a mission to support and empower communities as they work to achieve their development goals. We believe that economic opportunity and quality of life are the key ingredients to creating thriving places. The amenities and qualities that make a community a great place to live are also those that help to attract and retain residents, spur economic growth and enhance local well-being.



Bennington Public Library opened its doors April 16, 2018.



Deshler Public Library children's area.

The Civic and Community Center Financing Fund (CCCFF) enables DED to provide financial resources to support meaningful local projects, leading to more vibrant cities and villages across Nebraska.

Originally adopted in 1999 as the Local, Civic, Cultural and Convention Center Financing Act, new application criteria with clarified provisions in 2011 updated the CCCFF program to its current name. The act was amended by the State Legislature in 2013 to make recreation centers eligible and allow funding for planning and technical studies directly related to eligible projects. CCCFF is funded through a turn-back of 30% of new state sales tax generated by arenas and retailers near those arenas constructed under the Convention Center Facility Financing Assistance Act and Sports Arena Facility Financing Assistance Act, respectively.

DED awards CCCFF funding to municipalities to encourage and foster a stronger quality of life, such as through the development of civic, community and recreation centers. Buildings listed on the National Register of Historic Places intended for conversion, rehab or reuse are also eligible for funding under this program.

Most Nebraska municipalities are eligible for CCCFF funding, and may apply for a grant in competition with other municipalities. Per statute, the cities of Omaha and Lincoln are not eligible. The City of Ralston and other municipalities that have received funding from the Sports Arena Facility Financial Assistance Act are also ineligible to apply for CCCFF.

*"The community is ecstatic about the new library facility. As anticipated, the library has had a tremendous increase in usage and new patron enrollments."*

**Lisa Flaxbeard**  
Library Director  
Bennington, NE

Communities may apply for two grants within the CCCFF program, including:

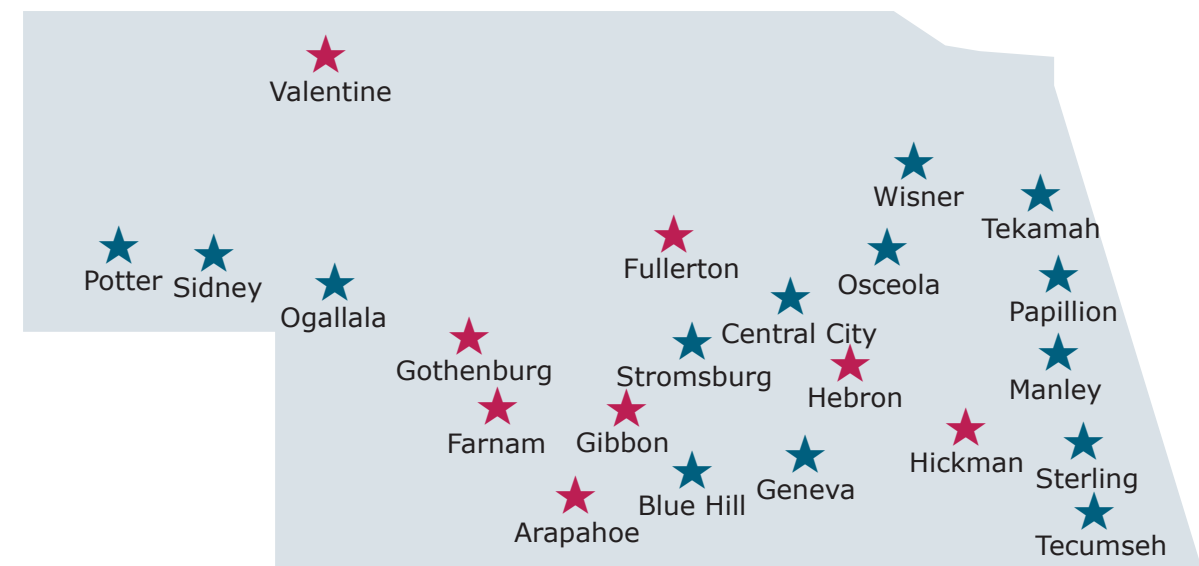
- n Planning
- n Capital Construction

A municipality may only receive one CCCFF grant under each category of assistance in any two-year period; this often encourages communities to apply for planning grants, thereby developing stronger projects for later capital construction grants. A municipality must own and operate the facility eligible for renovations or expansions.

CCCFF monies may account for no more than 50% of each project's total cost.

### CCCFF Project Cycles

The CCCFF program operates on an annual cycle. Letters of intent to apply for the 2018 program year were due on January 15, 2018. Applications completed through the online portal FluidReview were due on February 15 and awarded on March 30. Original contracts are issued for 24 months from the date of notice of award.



- ★ Funds received for projects related to the construction, renovation and development of civic, cultural and convention centers
- ★ Funds received for planning projects

In 2018, DED received 37 letters of intent, including 33 applications submitted for consideration of award. Prior to committee review, all applications were reviewed by the CCCFF Coordinator to determine whether a proposed project was eligible under the authorizing statute and Title 90 NAC Rules and Regulations. Population size of an applying municipality and the annual CCCFF balance determines the maximum available grant amount. All 33 applications met the threshold for review by the committee.

Communities across the state requested a total of \$6,756,853 in CCCFF awards. Based on the total funding initially available, DED awarded 22 of the applications at the total requested amount, and one partial award for the remaining available funds. This is the third consecutive year a partial award has been issued due to limited available funding. The City of Sterling received a reduced award amount, accounting for approximately 60.1% of its requested eligible amount. Nine cities, including the City of Sterling, received conditional awards pending the passage of Legislative Bill 940 on April 18, which increased the total appropriated funds by \$2 million.

The CCCFF committee recognizes the importance of providing aid for planning purposes based on past performance of those projects with completed planning studies. All planning projects were awarded, and the top-scoring

capital construction applications were awarded until funds were fully depleted. The highest-scoring applicants were awarded first, followed by additional applicants.

DED plans the timing of award cycles to coincide with anticipated sufficient funds available for award, as well as construction season. The CCCFF committee will hold an annual award cycle if the fund balance is sufficient, as will it consider the amount of unpaid funds designated to committed projects.

**CCCF Awards, 2018 Program Year**

The tables below provide detailed information on CCCFF applications, revenues and expenditures for the 2018 program year. The subsequent sections provide a detailed narrative on CCCFF awarded and non-select applications.

**CCCFF Awarded Projects, 2018 Program Year Planning Projects**

DED awarded \$69,500 for eight planning projects across Nebraska during the program year. Projects were awarded based on scoring selection criteria listed in Neb. Rev. Statute 13-2707.01 and detailed in Title 90 Rules and Regulations and Application Guidelines. Given the proven value of pre-development planning studies, all eligible planning projects were awarded. (See the descriptions starting on page 22).

**Table 2.1 CCCFF FY 2017-2018 Application Summary: 2018 Program Year**

Total Amount of Grants (Aid) Applied for Under the Act	\$6,756,853
Total Amount of Awarded Aid Obligated Under Contract	\$4,546,177
Balance of Unawarded Available Aid	\$0.14

**Table 2.2 CCCFF FY 2017-2018: Available Funds**

Base Appropriation – State Aid	\$2,286,177
Cancelled/Deobligated in FY 17-18	\$260,000
LB 940 Increase to Appropriation	\$2,000,000
<b>Total Aid Available</b>	<b>\$4,546,177</b>

**Table 2.3 CCCFF FY 2017-2018: DED Expenditures**

<b>DED Budgeted Expenditures (Last FY Forecasted Expenditures)</b>	
Operating (Non-Aid)	\$40,316
Aid	\$5,885,586
<b>Total Budgeted Expenditures (Including Encumbrances)</b>	<b>\$5,925,903</b>
<b>DED Actual Expenditures</b>	
Operating (Non-Aid)	\$30,746
Aid	\$3,744,800
<b>Total Actual Expenditures</b>	<b>\$3,775,546</b>

**Table 2.4 CCCFF FY 2017-2018: Revenues**

Interest Earned (481100-Investment Income)	\$114,432
Cancelled Funds (484500-Reimbursement from Governments)	\$0
Sales Tax Revenue Generated (493100-Operating Transfers In)	\$3,521,736
(493200-Operating Transfers Out)	(\$1,035,578)
<b>Total Receipts FY 2017-2018</b>	<b>\$2,600,590</b>

**Table 2.5 CCCFF FY 2018-2019 Forecast Expenditures**

Operating (Non-Aid)	\$46,090
Aid	\$6,605,787
<b>Forecast Expenditure Total</b>	<b>\$6,651,877</b>

**Table 2.6 CCCFF FY 2018-2019 Aid Availability**

<b>Aid Available for Award FY 18-19</b>		
FY 18-19 Appropriation	\$5,465,000	
Cancelled/Deobligated in FY 18-19	\$274,169	
<b>Total Aid Available FY 18-19</b>		<b>\$5,739,169</b>

- n The City of Arapahoe was awarded \$10,000 to complete a feasibility study to determine 1) whether the current library, located in the southern part of the city adjacent to Highway 283, should be renovated and expanded upon, or 2) if the new construction of a library closer to downtown would be a better option given the facility's auxiliary function as a gathering space. The City provided \$10,000 in local matching funds, \$4,000 of which came from the Arapahoe Public Library Foundation and \$6,000 of which was provided by the Arapahoe Area Foundation.
- n The Village of Farnam received \$5,750 in CCCFF funds to complete a civic center feasibility and planning study. Currently, the Village does not have a facility large enough to accommodate community activities and events. Because the former school building is vacant, the Village will seek to renovate the facility and convert it into a community building to be rented for events such as wedding receptions, large meetings, the annual Kids' Carnival and fundraisers. The Village provided \$5,750 in matching funds through the Eustis-Farnam School Board.
- n The City of Fullerton was awarded \$8,000 to conduct a planning study for the conversion of the historic 1923 Powerhouse Building into a recreational facility. The proposed study will include engineering and technical work on the building, which was damaged in a 1960's flood. Historical preservation, public input, potential economic impacts and costs will also be a part of this study to determine what should be done with the building. The City provided the required \$8,000 match by including this project in its parks budget.
- n The City of Gibbon was awarded \$10,000 for a preliminary planning study to explore options for a new community center. The current VFW building and fire department buildings will be evaluated to determine which facility would be better to renovate based on costs, location and accommodation options for community events, educational programs, social gatherings and family activities. The City committed \$10,000 in matching funds.
- n The City of Gothenburg received \$6,000 for a feasibility study to determine the needs of the community for a meeting and gathering space, which would either result in the development of a multi-purpose community center or a convention center associated with a motel and restaurant.

This study will be primarily geared toward determining the level of interest from the community for a community center. The City provided \$6,000 in matching funds.

- n The City of Hebron was awarded \$10,000 for a feasibility study to review and evaluate its existing 1930's pool facility. The study will evaluate the existing facility and its ADA compliance, and will also include options for a new aquatic center in a different location, with cost estimates. As a part of its 2018 municipal budget, the City provided \$10,000 in local matching funds.
- n The City of Hickman received \$9,750 for a planning study to determine the feasibility of a new aquatic center, which would be the city's first municipally-owned aquatic center. The construction of an aquatic center is the second goal in the Hickman Strategic Plan, and this study follows the completion of the Hickman Community Center in 2017. The study will outline the programmatic needs and expectations for the future aquatic center. As a part of its annual municipal budget, the City provided \$9,750 in local matching funds.
- n The City of Valentine was awarded \$10,000 for a community/recreation center feasibility study. This study will determine needed renovations to the current Valentine City Gym, and will include considerations for the creation or expansion of recreational and fitness areas, gathering spaces, childcare and other community needs to be determined through public engagement and the planning process. The City provided a match of \$10,000.

### Capital Construction Projects

Several Nebraska cities received funding for capital construction projects designed to grow their communities' learning and recreational opportunities. A total of \$4,476,677 for 14 capital construction projects will be utilized for projects related to the construction, renovation and development of civic, cultural and convention centers. For those 14 projects, total local cost-share at the time of application submission reached \$18,696,549. The agency awarded projects based on scoring selection criteria listed in Neb. Rev. Statute 13-2707 and detailed in Title 90 Rules and Regulations and Application Guidelines. These awards fully expended the available resources in the fund. One awarded community received less than its requested amount due to limited available funds. Nine



Bennington Public Library.

communities were awarded conditionally, pending the passage of LB 940 on April 18, which enabled those nine cities to receive an additional \$2 million for their projects.

- n The City of Ogallala was awarded \$375,000 for the construction of a new library, Goodall City Library, on what was previously a public school site. The new public library will be centrally located and adjacent to the local pool and park. It will also have upgraded ADA-compliant features and new technology including computer labs and a dedicated Genealogy Department. The facility will also invite a broad spectrum of educational events, programming and community events and meetings with its new spacious rooms, along with other amenities not previously offered by the current 1917 building. The City collected over \$1.2 million in local matching funds pledged by the Ogallala Library Building Account, the Ogallala Children's Library Account, the Keith County Commissioner and funds by the City that were contingent upon approval of its CCCFF application. The total project budget is \$2.7 million.
- n The City of Stromsburg was awarded \$272,000 for the renovation of its historic Bandstand. Located at the core of Stromsburg, the project will revitalize the 1921 structure into a functional, pavilion-style space including an open-air top-story stage and an open-plan multi-purpose room, along with a new stage and plazas on the exterior.



Crete Public Library exterior.

This will enable the growing number of community events to have a functional facility at the focal point of the city. The City provided a match of \$272,000 including the Polk County Foundation Band Stand Fund's accumulation of \$32,822 from 101 donors in 17 states. The budget for the project is \$544,000.

- n The City of Papillion received \$750,000 for the Papillion Landing Community Center. Part of a phased project, the CCCFF grant will assist the City in the development of the facility including the senior center, youth library, dividable community multi-purpose rooms and a digital library.

The civic center will be located near the historic downtown, the city park, soccer complex, bike trail and a retirement community. Groundbreaking for Phase I occurred in November 2017. The total project budget is \$5.4 million. The City provided a match of \$4,291,806.

- n The City of Wisner was awarded \$375,000 for the rehabilitation of the historic City Auditorium. The current auditorium will be restored with interior improvements including a new HVAC system, energy efficient lighting, removal of the existing drop ceiling to restore the original peaked ceiling, and glass walls to replace three sections of concrete block to improve energy efficiency and beautify the existing building. Exterior leaks and cracks will also be repaired. The total project budget is \$1.25 million, and the City provided local matching funds of \$880,320 through funding including tax credits and donations.
- n The City of Tecumseh received \$375,000 for the construction of the Tecumseh Aquatic Center. This development will replace the current facility and include ADA accessibility, efficiency improvements and recreational features such as water geysers and obstacle courses. The community will be able to conduct swim meets and exercise classes with this new facility, and as this is the only pool facility in Johnson County, nearby communities will benefit from the new aquatic center. The City provided local matching funds of \$3,229,631 through a Land & Water Conservation Fund, foundation and corporate grants, local fundraising and the City's own funding support. The project budget is \$3.23 million.
- n The City of Central City was awarded \$375,000 for the phased development of Dark Island Park. Located near a crushed limestone trail along the former tracks of Dark Island Railroad, the park will include picnic shelters, playground equipment, sports courts, miniature golf, a fountain and a stage. The Merrick County Youth Council will also partner with the City to provide a shop for equipment rentals. The City provided a cash match of \$596,175. The City received a planning grant in 2017, and this first phase of development is budgeted at \$0.97 million. The second phase will include additional improvements, including trailhead development.

- n The Village of Potter received \$300,000 for the renovation of the historic 1917 Seyfang Community Hall. Rehabilitation will include reopening the balcony, renovating the ticket booth, kitchen updates and ADA-compliant improvements. This project is a community-driven effort to preserve and restore the historic facility, and \$166,262 was donation by local foundations, clubs and the village. The total budget is \$633,000. The Village provided local matching funds of \$333,762.
- n The City of Geneva was awarded \$375,000 for the new construction of a multi-generational community center and gymnasium. As the current facility, which houses the senior center, lacks ADA compliance and adequate space, parking and security, the development will accommodate all ages and provide adequate space for the community to participate in daycare facilities, after-school programs and a community garden. The development will be two-phased, and the Phase I budget is \$3 million. The Senior Center Trust Fund and Memorial Trust Fund provided \$301,000 of the total match, reaching \$2,625,000.
- n The City of Sidney was awarded \$250,000 for the development of Hickory Street Square, located in the historic downtown at the intersection of 10th Avenue and Hickory Street. Upon a 2009 CDBG Downtown Revitalization grant for street and sidewalk improvements, the City established the area as an occasional outdoor gathering space for community events. The development of the community center will include installation of a stage, a splash pad, a fire pit, public restrooms, green space and removable benches that can be used as barricades for expanding event spaces. The total project budget is \$732,747. The City provided local matching funds of \$482,747.
- n The City of Osceola received \$110,441 for the renovation of a historic downtown building into a community civic center. The currently vacant building has existed since 1895 and boasts original architectural features including its façade and ceilings. The renovation will include the restoration of these features along with the development of a functional space for its community members. The City provided a match of \$158,307, and the total project budget is \$268,748.
- n The Village of Manley received \$19,000 to install a vertical lift in its historic Manley Community Center, dating to 1931. Because the building's floors

are only reachable by staircases, the Village will supply and install this lift inside the existing front entrance to enhance accessibility and increase event participation for its community members. The total project budget is \$49,000, and the Village provided a match of \$30,000.

- n The City of Blue Hill was awarded \$375,000 to construct a new, centrally-located pool facility. The existing structure from 1965, located along Highway 281, poses a number of safety, operational and mechanical concerns. The new facility will be located close to the school and downtown area. The City received a planning grant in 2015 to address energy efficiency, ADA compliance concerns and collaborative efforts with the school's physical education department. The development will also be close to tennis and basketball courts to nurture active lifestyles for community members and visitors. The total project budget is \$2,636,000. The City provided a match of \$2,635,625 through local donors, grants and an increase in sales tax to support the local pool in April 2017.
- n The City of Tekamah received \$375,000 to renovate its existing 1936 auditorium. The rehabilitation efforts will include ADA accessibility improvements, spatial reconfiguration, energy efficiency and kitchen upgrades. The needs of the community were determined through the results of a 2016 planning grant that included conceptual design and public engagement. The total project budget is \$875,000, and the City provided local matching funds of \$500,000.
- n The Village of Sterling was awarded \$150,236 for the construction of a community center with a multi-purpose gym, meeting space, kitchen, stage, storage and ADA accessible restrooms. The facility will be constructed adjacent to the downtown area, and will be operated by the Sterling Community Association. Community members will have greater opportunity for local social events, sporting events and annual activities that have been unable to expand due to spatial constraints. The total project budget is \$547,200, and the Village provided a match of \$300,176. The Village applied for \$250,000 and was awarded approximately 60.1% of its requested amount due to limited funds.

### Non-Select CCCFF Projects

In this competitive CCCFF program cycle, the review committee selected projects based on each applicant's potential to create attractions and amenities that could benefit a community's financial and civic vitality. As stated above, each applicant selected by the CCCFF committee was awarded the requested amount until available funds were depleted. The amount of applications requested in 2018 exceeded the funds available for award.

Scoring criteria regarding all full applications for capital construction projects were based on several factors, including:

- n Retention impact
- n New resident impact
- n Visitor impact
- n Project readiness (including local capacity and matching fund resources)
- n Project planning

The CCCFF committee values innovation, creativity and progressive local leadership in communities' economic development planning. While the projects listed below scored lower than awarded projects in several areas, the committee encourages applicants to continue building public-private partnerships while pursuing planning and capital construction projects.

All 14 listed applicants that were not selected for funding had success in securing at least part of the required matching funds. In most cases, the determining factor was an average to below average score for the three criteria related to project impact, in comparison to higher ranking applications. A low score for project impact criteria is often interrelated with an applicant's inability to clearly define the project in terms of community benefits.

Below is a list of applicants that were not recommended for funding, as well as committed and/or secured matching funding sources. Funding requests of those not selected reached \$2,105,912, with a total leverage amount of \$4,928,000.

- n The Village of Arlington requested \$375,000 to undertake construction of the new Arlington Municipal Building. The focus of the application was largely centered on the need for village and sheriff's offices, which are ineligible for CCCFF funds. Furthermore, there were concerns with how the Village planned to pay back its USDA loan. The Village secured \$1.5 million in local match provided through the USDA, and its project budget was \$1.8 million.

- n The Village of Bellwood applied for \$160,000 to renovate and expand the 1970's Bellwood Auditorium. The Village's application did not effectively address how the project would attract new visitors and impact new residents. Its project budget was \$320,000, of which \$160,000 was provided as local matching funds.
- n The Village of Butte applied for \$32,500 to renovate and expand the Butte Community Center to accommodate larger crowds at community events. The application made it appear the improvements were still under consideration and that the proposed construction was not clear. Butte's review scores were below average in all areas. The total project budget was \$65,000, of which \$20,000 was provided as match.
- n The City of Chappell requested \$125,000 to develop the Chappell Community Multi-Use Outdoor Gathering Space in the business district of the city, in order to attract and retain businesses. There were concerns with the readiness of the project due to the design not being finalized upon application submission, as well as insufficiently clear details about how the facility would be used through the seasons. The budget was \$338,000, and the City provided \$204,000 in local matching funds.
- n The Village of Eustis requested \$279,412 to develop the Eustis Wellness Center, which would meet the needs of the community by providing a local exercise facility for all ages. The application for this project was not as competitive as others and lacked necessary information, including specifics on how the proposal clearly met community needs or adequate discussion of proposed uses and community partnership opportunities. The budget for the project was \$558,000, and the Village provided \$179,000 as a secured match.
- n The City of Nebraska City applied for \$150,000 to undertake exterior structural restoration and preservation of the Morton-James Public Library. The narrative of the application was not as competitive as others. Furthermore, there were concerns about a possible lack of maintenance on the building. The project budget was \$300,000, of which \$26,700 was provided as match.
- n The Village of Roseland requested \$250,000 for the Roseland Community Center construction project. The application did not provide necessary details about how the project specifically addressed the review criteria, and lacked discussion about new opportunities such a facility would provide to the community or how it would impact future visitors and residents. The project budget reached \$1.3 million, including the demolition of the existing town hall building. The Village provided \$190,000 as match, secured over a four-year fundraising period.
- n The City of Seward requested \$375,000 to renovate an unoccupied building into the Seward County Wellness Center. The proposed facility would have a pool; track; basketball and volleyball courts; free weights and cardio machines; and studios for exercise classes. There were concerns about the high project budget and the lack of financial support from the community at the time of application. The total project budget was \$5.2 million, and the City had secured \$70,000 in local matching funds, as well as several thousand more in pledges, at the time of application.
- n The Village of Stuart applied for \$84,000 to undertake renovations of the Stuart Auditorium, based on the need for modernization of the kitchen, utilities, gym and sidewalks to meet ADA standards. The Village's application scored lower than others in the areas of readiness and local public support, as well as visitor impact, because of a lack of detailed information on event and programming opportunities. The budget for this project was \$168,000, of which \$79,000 was secured as a match by the Village.
- n The Village of Wauneta requested \$25,000 to renovate the Wauneta Community Building into a more functional, spacious facility. The narrative of the application was inconsistent in that it did not carry through information provided by letters of support, and could have better explained how the proposed improvements addressed retention, visitors and new resident criteria. The total project budget reached \$50,800, of which \$20,000 was secured and \$5,000 was pledged for local match.



Crete Public Library under construction.

- n The Village of Wausa applied for \$250,000 to renovate its 50-year-old pool into the Wausa Aquatic Center. There were concerns about the application's narrative, which could have been strengthened by targeting potential partnership and programming opportunities focused on youth, young adults, families and the elderly. The project budget was \$950,000, for which \$700,000 was provided by the Village as match.

#### FYE 2018 CCCFF PROGRAM OUTLINE

As discussed in DED's two most recent Legislative Annual Reports, the CCCFF pre-application was discontinued to improve and simplify the application process. As of 2017, DED asks applicants to submit a letter of "intent to apply." Signed by the chief elected official of the applying municipality, the letter of intent serves as an official notice to apply for the CCCFF program. To be considered for an award, a community must submit a letter of intent and complete the application through the application portal.

An applicant's letter of intent must identify the following:

- n Amount of funds to be requested;
- n Identification of the project's local contact;
- n Nature of the project (planning or capital construction);
- n Project details and estimated budget.

The application portal opens for submissions the day letters of intent are due, and closes on the application due date as published. Submitted applications undergo an internal eligibility threshold review prior to committee review and scoring. This internal review verifies eligibility requirements of the program as defined in Neb. Rev. Statute 13-2701–13-2710 and detailed in Title 90 Rules and Regulations and Application Guidelines.

The internal review shall determine eligibility under the following:



Aquatic Center in Chadron.

- n Project location (Neb. Rev. Statute 13-2701; and 13-2707(3) or 13-2707.01(2))
- n Project ownership (Neb. Rev. Statute 13-2703; Title 90 Section 001.04)
- n Project operation (Title 90 Section 001.04)
- n Use of funds (Neb. Rev. Statute 13-2703 – 13-2704.02)
- n Local match (Neb. Rev. Statute 13-2707(2) or 13-2707.01(1))
- n Request amount does not exceed allowable (Neb. Rev. Statute 13-2705)

Applications are ranked from highest- to lowest-scoring based upon a 10-point scale for each criteria, as defined in Neb. Rev. Statute 13-2707 (construction) or 13-2707.01 (planning). Planning applications are reviewed and awarded first, followed by construction applications, until available funds are depleted. Recommendations for award are proposed to the DED Director for approval. All awarded applicants receive written notice of approval, and all applicants not recommended for an award in the program year receive a letter of non-select that also serves as a resource for improving the application in future program years.

In the 105th Legislature, two bills made changes to the program that, based on timing, affected the 2019 program year. Those changes can be summarized as follows:

**LB940**

- n Clarification on facility ownership (13-2703): for all eligible facility types, with the exception of historic buildings, the facility must be owned by the municipality.
- n Added eligibility (13-2703)
  - historic districts (13-2703(5))
  - parks (previously allowed under the “recreation center” type, but now specifically included) (13-2703(6))
- n Increased grant maximums (13-2705)
- n 5-year holding period (13-2705(5))
  - cannot sell facility for five years following award
  - exception: historic buildings/districts
- n Priority to applicants having not received an award within last 10 years (13-2707(2))

**LB379**

- n Added eligibility (13-2704.01(c)), allowing historic buildings owned by nonprofits to apply where a contractual relationship is created between a municipality (Applicant) and a nonprofit organization (Co-Applicant)

---

## THE NEBRASKA AFFORDABLE HOUSING TRUST FUND

The availability of quality, affordable housing not only influences a community's quality of life — it sets the stage for economic growth.

Housing is a resource that can enhance communities' ability to attract, retain and accommodate residents, while promoting a high standard of living. Established in 1996, the Nebraska Affordable Housing Trust Fund (NAHTF) provides a financial resource to help Nebraska communities address financial challenges and eliminate obstacles to the development of quality, safe, affordable homes.



Single family home in Columbus rehabilitated with support from NAHTF.

DED administers NAHTF funding on behalf of the State of Nebraska. Eligible recipients of NAHTF awards include governmental subdivisions; local housing authorities; community action agencies; community-based, neighborhood-based or reservation-based nonprofit organizations; and for-profit entities working in conjunction with one of these groups.

NAHTF awards assist communities in carrying out a wide variety of housing-related activities benefitting households at or below 120% of the area median income. These include, but are not limited to:

- n Homeowner rehabilitation (e.g., home repair, rehabilitation or construction).
- n Homebuyer activities (e.g., financing for the acquisition, rehabilitation and/or new construction of homes for homebuyers).
- n Rental housing acquisition and/or rehabilitation.
- n Organizational capacity-building and operating assistance.

The following section details awards and outcomes of the NAHTF program for the 2018 calendar year. Note that the appendix of this report contains detailed information regarding all previously funded NAHTF applications, per legislative requirement.

With support from the NAHTF program, Southwest Nebraska Community Betterment Corporation (SWNCBC) has rehabilitated dozens of homes and assisted first-time homebuyers throughout its six-county service region.

*“We apply for trust funds every year. It’s amazing the difference the program can make in the rural communities we serve. For example, we recently helped a single mom with a young child bring their home up to standards and install a tub so he could take baths. We were also able to help an elderly woman repair her home’s foundation and install a walk-in shower. These are just two of many examples. Without the assistance of DED and support from the NAHTF program, we would be less able to bring these opportunities to the vulnerable residents we serve.”*

**Amy Thelander**  
SWNCBC Executive Director

## Blue Valley Community Action Partnership



In southeast Nebraska, Blue Valley Community Action Partnership (BVCAP) is leveraging resources from the NAHTF program to change lives.

“NAHTF funding supports our ability to offer first-time homebuyer education and counseling programs for lower-income households in our region,” said Kim Clark, BVCAP Housing Director. “We have seen families who were once struggling with the cost of rent be able to graduate to their first home, with more room to grow. NAHTF also helps us provide safer, more comfortable living arrangements for those unable to make much-needed home repairs. Our mission is to help people, improve lives and strengthen communities, and I cannot overstate the impact of the added support we receive through the NAHTF program.”







**NAHTF Funding Distribution and Impacts,  
Calendar Year 2018**

Revenue deposits to the NAHTF for calendar year 2018 totaled \$11,127,631. Meanwhile, requests for assistance totaled \$9,165,950 across 31 applications in the annual application cycle. Following threshold review and a competitive review and scoring process, DED selected 28 recipients for funding award. In addition, the Department funded one project with \$180,265 in NAHTF resources through the 2017 NIFA/HOME CRANE (Collaborative Resources Allocation for Nebraska) Application Cycle. Subsequent awards totaled \$8,046,215 (*Table 3.1*).

Among the awarded applications for the 2018 calendar year, 11 contained requests for homebuyer assistance (e.g., new construction, down payment assistance, purchase/resale/rehab); six pertained to homeowner assistance activities (i.e., owner-occupied rehabilitation). Four pertained to rental assistance activities (i.e., new construction) and eight represented nonprofit organizational operational expenses.

Notably, NAHTF awards during calendar year 2018 generated a total of \$9,214,560 in matching funds and

an additional \$10,761,257 in leveraged investments. This demonstrates the program's tremendous value in terms of rallying local stakeholders to address community housing needs.

In all, NAHTF awards during the 2018 program year contributed to the construction or rehabilitation of 250 completed housing units across Nebraska, with an occupancy rate of 99% and total project costs of \$28,022,032. These projects also resulted in the creation of an estimated 453 new construction, skilled trade and other jobs. The estimated economic impact of the NAHTF program across awarded communities as a result of economic growth and job creation for 2018 is \$47,934,867.

The table below provides detailed information on all NAHTF awards for calendar year 2018. This includes the name of the awarded organization; project location and type; awarded and matching fund amounts; leverage and economic impact; units created and occupancy rate; and employment generated.

Refer to the appendix for information pertaining to previous NAHTF program years.



*Before and after photos showing NAHTF program assistance.*

**Table 3.1 Awards and Outcomes, NAHTF Program Year 2018 Funding**

Congressional	2018 Applications Awarded	Organization Awarded	Project Location	Project	Type of Project	Amount Awarded	Matching Funds		Percent of Match	Leveraged Investments	Percent of Leverage	# of Units	Occupancy Rate	Expected Monthly	Employment Generated	Economic Impact
CD1	18-TFHP-15010	Three Rivers HDC	City of Tekamah	New Construction w/Down Payment Assistance & Demolition	Homebuyer	\$487,500	\$48,750		10%	\$456,000	94%	3	100%	N/A	16.1	\$1,697,356
CD1	18-TFHP-15020	NeighborWorks Northeast	Madison, Platte, Colfax, Cuming, Pierce, Stanton and Wayne Counties	Purchase / Rehab / Resale	Homebuyer	\$800,000	\$95,000		12%	\$2,299,000	287%	19	100%	N/A	51.7	\$5,463,700
CD1	18-TFHP-18028	NeighborWorks Lincoln, Inc.	City of Lincoln, Lancaster County	New Construction w/Down Payment Assistance	Homebuyer	\$506,000	\$50,600		10%	\$444,000	88%	4	100%	N/A	16.2	\$1,711,640
CD1	18-TFHP-18029	NeighborWorks Lincoln, Inc.	City of Lincoln, Lancaster County	New Construction with Down Payment Assistance	Homebuyer	\$500,000	\$50,000		10%	\$248,500	50%	3	100%	N/A	12.9	\$1,365,925
CD1	18-TFHP-18030	NeighborWorks Lincoln, Inc.	City of Lincoln, Lancaster County	Down Payment Assistance with Rehab	Homebuyer	\$400,000	\$40,000		10%	\$21,500	5%	16	100%	N/A	7.5	\$789,448
CD1	18-TFHP-18052	Nebraska Housing Resource	City of Lincoln, Lancaster County	Down Payment Assistance	Homebuyer	\$120,000	\$40,650		34%	\$0	0%	7	100%	N/A	2.6	\$274,810
CD1	18-TFHO-16040	Southeast Nebraska Community Action	Cass, Johnson, Nemaha, Otoe, Pawnee, Richardson, and Sarpy Counties	Owner Occupied Rehab	Homeowner	\$126,000	\$12,600		10%	\$0	0%	4	100%	N/A	2.2	\$237,091

Congressional	2018 Applications Awarded	Organization Awarded	Project Location	Project	Type of Project	Amount Awarded	Matching Funds		Percent of Match	Leveraged Investments	Percent of Leverage	# of Units	Occupancy Rate	Expected Monthly	Employment Generated	Economic Impact
CD2	18-TFHP-27015	Habitat for Humanity of Omaha, Inc.	Omaha and Waterloo in Douglas County; Blair in Washington County; and Tekamah in Burt County	New Construction	Homebuyer	\$593,750	\$400,000		67%	\$2,117,519	357%	19	100%	N/A	50.3	\$5,322,179
CD2	18-TFHP-27018	Habitat for Humanity of Omaha, Inc.	Omaha and Waterloo in Douglas County; Blair in Washington County; and Tekamah in Burt County	Purchase / Rehab / Resale	Homebuyer	\$500,000	\$300,000		60%	\$1,612,016	322%	16	100%	N/A	39.0	\$4,126,027
CD2	18-TFHO-27016	Habitat for Humanity of Omaha, Inc.	Omaha and Waterloo in Douglas County; Blair in Washington County; and Tekamah in Burt County	Owner Occupied Rehab	Homeowner	\$450,000	\$100,000		22%	\$105,110	23%	30	100%	N/A	10.6	\$1,120,640
CD2	18-TFRH-27008	Holy Name Housing Corporation	City of Omaha, Douglas County	Rental New Construction	Rental	\$500,000	\$185,750		37%	\$440,000	88%	5	93%	\$5,125	18.2	\$1,925,723
CD3	18-TFHP-31001	High Plains CDC	Alliance, Hemingford in Box Butte County; Chardron, Crawford in Dawes County; Gordon Hay Springs, Rushville in Sioux County; Bayard, Bridgeport in Morrill County	Down Payment Assistance with Rehab	Homebuyer	\$123,000	\$32,000		26%	\$73,282	60%	18	100%	N/A	3.7	\$390,502
CD3	18-TFHP-33013	Lincoln County Community Development Corporation	Brady, Hershey, Maxwell, North Platte, Sutherland, Wallace and Wellfleet in Lincoln County	New Construction w/ Down Payment Assistance	Homebuyer	\$436,200	\$53,620		12%	\$389,285	89%	4	100%	N/A	14.2	\$1,503,809

Congressional	2018 Applications Awarded	Organization Awarded	Project Location	Project	Type of Project	Amount Awarded	Matching Funds		Percent of Match	Leveraged Investments	Percent of Leverage	# of Units	Occupancy Rate	Expected Monthly	Employment Generated	Economic Impact
CD3	18-TFHP-34011	Community Action Partnership of Mid-Nebraska	Cities and Villages in Buffalo County, including Amherst, Elm Creek, Gibbon, Kearney, Miller, Pleasanton, Ravenna, Riverdale and Shelton	Down Payment Assistance	Homebuyer	\$202,500	\$20,250		10%	\$1,661,485	820%	15	100%	N/A	30.5	\$3,223,198
CD3	18-TFHO-33022	Southwest Nebraska Community Betterment Corporation	Grant, Madrid, Elsie and Venango in Perkins County	Owner Occupied Rehab	Homeowner	\$252,000	\$27,250		11%	\$7,800	3%	8	100%	N/A	4.6	\$491,032
CD3	18-TFHO-33023	Southwest Nebraska Community Betterment Corporation	Hayes Center, Hamlet in Hayes County; Culbertson in Hitchcock County	Owner Occupied Rehab	Homeowner	\$252,000	\$27,250		11%	\$7,800	3%	8	100%	N/A	4.6	\$491,032
CD3	18-TFHO-34035	Housing Development Corporation	City of Grand Island	Owner Occupied Rehab	Homeowner	\$250,000	\$26,500		11%	\$0	0%	9	100%	N/A	4.5	\$472,985
CD3	18-TFHO-36002	Blue Valley Community Action	Butler, Fillmore, Gage, Jefferson, Polk, Saline, Seward, Thayer, and York Counties	Owner Occupied Rehab	Homeowner	\$252,000	\$25,200		10%	\$0	0%	8	100%	N/A	4.5	\$474,182
CD3	18-TFRH-32003	City of Atkinson	City of Atkinson	Rental New Construction	Rental	\$295,000	\$111,000		38%	\$37,760	13%	2	93%	\$1,674	7.2	\$759,102
CD3	18-TFRH-35006	City of Bloomfield	City of Bloomfield	Rental New Construction	Rental	\$500,000	\$51,000		10%	\$658,800	132%	8	93%	\$7,168	19.6	\$2,069,500
CD1	18-TFTA-18031	NeighborWorks Lincoln, Inc.	Lincoln, Lancaster County	Technical Assistance	Non-Profit Operating	\$40,000	\$4,000		10%	\$0	0%	0	N/A	N/A	0.7	\$75,267

Congressional	2018 Applications Awarded	Organization Awarded	Project Location	Project	Type of Project	Amount Awarded	Matching Funds		Percent of Match	Leveraged Investments	Percent of Leverage	# of Units	Occupancy Rate	Expected Monthly	Employment Generated	Economic Impact
CD1	18-TFTA-18019	Nebraska Housing Developers Association	Statewide	Technical Assistance	Non-Profit Operating	\$40,000	\$4,000		10%	\$4,000	10%	0	N/A	N/A	0.8	\$82,109
CD2	18-TFTA-27017	Habitat for Humanity of Omaha, Inc.	Omaha and Waterloo in Douglas County; Blair in Washington County	Technical Assistance	Non-Profit Operating	\$40,000	\$100,000		250%	\$80,000	200%	0	N/A	N/A	3.6	\$376,335
CD3	18-TFTA-33012	Lincoln County Community Development Corporation	Brady, Hershey, Maxwell, North Platte, Sutherland, Wallace and Wellfleet in Lincoln County	Technical Assistance	Non-Profit Operating	\$40,000	\$4,000		10%	\$15,400	39%	0	N/A	N/A	1.0	\$101,610
CD3	18-TFTA-34021	South Central Economic Development District	Adams, Buffalo, Clay, Franklin, Hall, Hamilton, Harlan, Howard, Kearney, Merrick, Nuckolls, Phelps and Webster Counties	Technical Assistance	Non-Profit Operating	\$40,000	\$4,000		10%	\$0	0%	0	N/A	N/A	0.7	\$75,267
CD3	18-TFTA-34033	Housing Development Corporation	Adams, Clay, Hall and Webster Counties	Technical Assistance	Non-Profit Operating	\$40,000	\$4,000		10%	\$0	0%	0	N/A	N/A	0.7	\$75,267
CD3	18-TFTA-35038	Wayne Community Housing Development Corporation	Burt, Cuming, Dodge, Thurston, Washington and Wayne Counties	Technical Assistance	Non-Profit Operating	\$40,000	\$40,000		100%	\$46,000	115%	0	N/A	N/A	2.0	\$215,537
CD3	18-TFTA-35047	NEHI	Cedar, Dakota, Dixon, Knox, Pierce and Antelope Counties	Technical Assistance	Non-Profit Operating	\$40,000	\$20,000		50%	\$36,000	90%	0	N/A	N/A	1.6	\$164,219
CD2	17-OERH-20102	Nebraska Urban Indian Health Coalition	City of Omaha, Douglas County	Rental New Construction	Rental	\$180,265	\$7,337,140		4070%	\$0	0%	44	93%	\$23,785.00	121.6	\$12,859,375
	<b>Totals</b>					<b>\$8,046,215</b>	<b>\$9,214,560</b>		<b>170%</b>	<b>\$10,761,257</b>	<b>100%</b>	<b>250</b>	<b>99%</b>		<b>453.4</b>	<b>\$47,934,867</b>

## RURAL WORKFORCE HOUSING FUND

The Rural Workforce Housing Investment Act (LB 518), signed into law in April 2017, created a financial resource to help rural communities throughout Nebraska address a critical need for new, affordable workforce housing options.

The resulting projects will enhance Nebraska's ability to attract and retain a skilled workforce.



Schuyler's Eastview Apartments contain 24 units, including one-, two- and three-bedroom options.



The North Platte Area Chamber and Development Corporation invested in this single-family homebuyer unit with support from the RWHF.

Introduced by Senator Matt Williams, LB 518 channeled approximately \$7 million from the Nebraska Affordable Housing Trust Fund into a new fund — the Rural Workforce Housing Fund (RWHF). DED administers the program on behalf of the State of Nebraska. Investment funds must be located in counties of less than 100,000.

In 2018, RWHF dollars were awarded by the Department to 14 eligible nonprofit development organizations through a competitive application process. Combined with 1:1 minimum required matching funds, RWHF dollars have been used to finance 14 Rural Workforce Housing Investment Funds. Less than a year since the distribution of funds, multiple housing projects have been completed, and many others are underway. All RWHF dollars have been invested in qualified activities, and have leveraged significant private investments in the impacted communities.

To date, RWHF dollars have resulted in over \$71 million in total workforce housing project costs — exceeding an initial 10:1 return on State investment. New investments and additional projects will occur in the coming year.

### RWHF highlights as of Dec. 31, 2018:

- n \$7,009,000 awarded to 14 nonprofit development organizations
- n \$10,121,122 in matching funds generated
- n 12 communities impacted
- n 577 housing units planned (491 single/multi-family rental, 86 single family ownership)
- n 5 rehabilitated units planned
- n \$71,048,652 combined project costs

*“Investing in housing to grow our rural workforce is an investment in Nebraska’s future. Housing is an important priority for rural Nebraska, and an opportunity to create stronger communities better equipped to support economic growth. Wakefield’s development is one of many projects that will be completed thanks to the help of LB518.”*

*Senator Joni Albrecht  
Nebraska Legislative District 17*



Governor Ricketts, the Ruiz family and local community leaders cut the ribbon on Wakefield's first home constructed with financing from the Nebraska Rural Workforce Housing Fund.

The bullets below provide detailed information on RWHF awards and investments for the calendar year:

- n Central Nebraska Economic Development, Inc., which operates in 14 counties in central Nebraska, was awarded \$239,630 for the investment fund serving Valentine and O'Neill. With matching funds of \$491,150, the resulting total fund is \$730,780. Investments are planned for 2019.
- n Economic Development Council of Buffalo County, located in Kearney and serving Buffalo County,

was awarded \$319,500. With \$500,000 in matching funds, the resulting total fund is \$819,500. The investment funds will be invested in projects in Buffalo County in 2019.

- n Greater Fremont Development Council, located in Fremont, was awarded \$850,000. With matching funds of \$1,030,000, the resulting total fund is \$1,880,000 for projects in Dodge County. Thus far, the agency has invested in a \$1,000,000 bridge loan to construct 108 new multifamily rental units

in the city of Fremont, and \$685,000 in loans to rehabilitate four multifamily upper story rental units in the city of Fremont, with total project costs of \$14,781,975.

- n Hastings Economic Development Corporation, which operates in Adams County, was awarded \$850,000. With matching funds of \$950,000, the resulting total fund is \$1,800,000. The organization has awarded a \$900,000 loan for 84 new multifamily rental units in the city of Hastings, with total project costs of \$10,900,000, as well as a \$900,000 loan to build 24 new single family ownership units in the city of Hastings, with total project costs of \$62,000.
- n Holdrege Development Corporation, which operates in the city of Holdrege, was awarded \$319,500. With matching funds of \$500,000, the resulting total fund is \$819,500. The agency plans to invest \$815,000 in a construction loan to build eight new single family ownership units in the city of Holdrege. Total project costs are \$815,000.
- n Lincoln County Community Development Corporation, which operates in Lincoln County, was awarded \$159,750. With matching funds of \$277,160, the resulting total fund is \$436,910. The agency has committed funds in the amount of \$436,910 as gap financing to build four new multifamily rental units in the city of North Platte. The total project cost is \$436,910.

- n MAPA Foundation operates in three counties in eastern Nebraska and two in Iowa. The investment fund, serving Blair, was awarded \$351,450. With matching funds of \$618,000, the resulting total fund is \$969,450. Thus far, the agency has invested \$960,000 in construction loans to build five new single family ownership units in the city of Blair. Total project costs are \$1,200,000.
- n NeighborWorks Northeast Nebraska, with offices in Columbus and Norfolk, serves six counties in northeast Nebraska. The organization was awarded \$850,000 for its Columbus investment fund. With \$1,100,000 in matching funds, the resulting total fund is \$1,950,000. Thus far, the agency has invested in construction loans for three projects in Columbus: \$800,000 in the construction of 22 townhomes and nine single family units for sale or rent, and 20 multifamily rental units; \$650,000 for 20 new townhome rental units; and \$500,000 for 180 new multifamily rental units. The combined total project cost for these investments is \$28,642,033.
- n Schuyler Community Development, Inc., which operates in the city of Schuyler, was awarded \$810,000. Combined with \$951,362 in matching funds, the resulting total fund is \$1,761,362. In 2018, the agency committed \$300,000 in funds for construction loans to four new single family ownership units, and \$1,461,000 to a 24-unit, new construction multifamily rental project in the city of Schuyler. The project cost is \$3,226,900.



Townhouse design for units to be built in Schuyler.

**Table 4.1 Rural Workforce Housing 2018 Program Year Funding**

Nonprofit Organization	Grant Number	Award	Match	Match Summary	Certify Eligible	Annual Audit Results
Greater Fremont Development Council	17-RWHF-009a 17-RWHF-009b	\$850,000 (combined)	\$1,030,000	City of Fremont, City of Scribner, Fremont Area Community Foundation, Nebraska Investment Finance Authority, local businesses	Yes	Due 2/15/2020
Hastings Economic Development Corporation	17-RWHF-011	\$850,000	\$950,000	City of Hastings, Hastings Economic Development Corporation	Yes	Due 2/15/2020
Wayne Community Housing Development Corp.	17-RWHF-021	\$639,000	\$1,000,000	City of Wayne, City of Wakefield, Wayne County, Wayne Area Economic Development, local businesses	Yes	Due 2/15/2020
Central Nebraska Economic Development, Inc.	17-RWHF-001	\$239,630	\$491,150	City of O'Neill, City of Valentine	Yes	Due 2/15/2020
Holdrege Development Corp.	17-RWHF-014	\$319,500	\$500,000	Phelps County Development Corporation, Nebraska Investment Finance Authority	Yes	Due 2/15/2020
MAPA Foundation	17-RWHF-012	\$351,450	\$618,000	MAPA Foundation, City of Blair, Nebraska Investment Finance Authority, individuals	Yes	Due 2/15/2020
Lincoln County Community Development Corporation	17-RWHF-015	\$159,750	\$277,160	Nebraska Investment Finance Authority, Lincoln County Community Development Corporation	Yes	Due 2/15/2020
North Platte Chamber of Commerce and Development Corporation, Inc.	17-RWHF-002	\$383,400	\$800,000	City of North Platte, North Platte Chamber Development Investment Incentive Partners, local businesses	Yes	Due 2/15/2020
NeighborWorks Northeast Nebraska	17-RWHF-004	\$850,000	\$1,100,000	City of Columbus, Columbus Community Foundation, Columbus Development Corporation, Columbus United Way Endowment, Nebraska Investment Finance Authority	Yes	Due 2/15/2020
South Central Economic Development District, Inc.	17-RWHF-007	\$274,770	\$405,200	South Central Economic Development District, Inc., Nebraska Investment Finance Authority, local businesses	Yes	Due 2/15/2020

Nonprofit Organization	Grant Number	Award	Match	Match Summary	Certify Eligible	Annual Audit Results
Schuyler Community Development, Inc.	17-RWHF-005	\$810,000	\$951,362	City of Schuyler, Schuyler Development of Utilities, Nebraska Investment Finance Authority, local businesses	Yes	Due 2/15/2020
York County Development Corporation	17-RWHF-010	\$323,000	\$506,000	York County Development Corporation, Nebraska Investment Finance Authority, local businesses, individuals	Yes	Due 2/15/2020
Economic Development Council of Buffalo County	17-RWHF-016	\$319,500	\$500,000	Economic Development Council of Buffalo County, Nebraska Investment Finance Authority	Yes	Due 2/15/2020
Southeast Nebraska Development, Inc.	17-RWHF-020	\$639,000	\$992,350	City of Auburn, City of Deshler, City of Geneva, City of Beatrice, City of Fairbury, Southeast Nebraska Development District	Yes	Due 2/15/2020



Single family home for sale in Central City, under construction.



Groundbreaking in Fremont for multifamily rental project.

- n South Central Economic Development District, which is located in Holdrege and operates in 13 counties in south central Nebraska, was awarded \$274,770. With \$405,200 in matching funds, the resulting total fund is \$679,970. Thus far, the agency has invested \$51,800 into a construction loan for a new single family speculative home for sale in the city of Central City, with a total project cost of \$185,000. Additional investments are planned for 2019.
- n Southeast Nebraska Development, Inc., located in Lincoln and having a membership consisting of a 14-county region in southeast Nebraska, was awarded \$639,000. With \$992,350 in matching funds, the resulting total fund is \$1,631,350. The investment fund is initially limited to Geneva, Deshler, Fairbury, Beatrice and Auburn. Fund investments are planned for 2019.
- n The North Platte Area Chamber of Commerce and Development Corporation, Inc., which operates in the city of North Platte and Lincoln County, was awarded \$383,400. With \$800,000 in matching funds, the resulting total fund is \$1,183,400. Thus far, the agency has invested \$48,000 in developer incentives to build three new single-family ownership units in the city of North Platte and one new single-family ownership unit in Brady. Total project costs are \$1,048,099.
- n Wayne Community Housing Development Corporation, which operates in six northeast Nebraska counties, was awarded \$639,000 for an investment fund serving Wakefield and Wayne. With matching funds of \$1,000,000, the resulting total fund is \$1,639,000. Thus far, the agency has invested \$91,750 in loans for existing unit down payment assistance in the city of Wakefield, with total project costs of \$386,000; \$59,160 in loans for existing unit down payment assistance in the city of Wayne, with total project costs of \$330,000; \$55,000 in new construction down payment assistance loans in the city of Wakefield, with

total project costs of \$275,000; \$30,090 in new construction down payment loans in the city of Wayne, with total project costs of \$177,000; \$779,580 in construction loans to build five new single family ownership units in the city of Wakefield, with total project costs of \$1,064,012; \$220,000 in construction loans to build two new single family ownership units in the city of Wayne, with total project costs of \$340,000; \$180,000 in construction loans to build three multifamily rental units in the city of Wakefield, with total project costs of \$234,000; a \$33,000 rehabilitation loan for the purchase/rehab/resale of one single-family homebuyer unit in the city of Wakefield, with total project costs of \$90,000; and \$172,500 in rehabilitation loans for substantial owner-occupied rehabilitation of four units in the city of Wakefield, with total project costs of \$227,500.

- n York County Development Corporation, located in York and serving York County, was awarded \$323,000. With \$506,000 in matching funds, the resulting total fund is \$829,000. The agency invested \$829,000 in construction loans for the new construction of 48 multifamily units in the city of York, with total project costs of \$5,189,223.

Table 4.1 provides matching summaries and other information for each of the aforementioned recipients. Note that annual audits are scheduled for a February 15, 2020 completion date.



Single-family home built in Brady with support from LB 518.



# CUSTOMIZED JOB TRAINING

When it comes to attracting businesses to grow and diversify the Nebraska economy, our state's greatest resource is its people.

*“The Customized Job Training program has been an invaluable resource for Nebraska’s workforce development, while also being a powerful tool for attracting new businesses and investments to Nebraska communities.”*

*Rose Baker  
Economic Development Consultant  
DED*



Huffman Engineering, Inc.

Skilled labor availability is a key talking point for firms weighing expansion and relocation decisions. Similarly, companies seeking to launch new products, services and technologies need access to a workforce with the skills and qualifications to support enhanced innovation.

Nebraska’s Customized Job Training Program (CJT) promotes the development of human capital to further develop our state’s talented, hardworking labor force. CJT provides financial assistance for employee training to businesses seeking to create or retain quality jobs in Nebraska. In doing so, the program incentivizes new investments into the local workforce while spurring innovation and generating new opportunities for Nebraska families.

### The CJT program:

- n Supports the recruitment and development of businesses seeking to create high-skill, high-quality jobs in Nebraska.
- n Proliferates Nebraska-made innovation by helping existing companies retrain and retool their labor force to support the launch of new products and technologies.
- n Incentivizes the creation of full-time positions to spur opportunities for Nebraska individuals and families.
- n Adds to the state’s export productivity and economic diversity by supporting companies that primarily sell their products and services outside of Nebraska.

CJT-awarded businesses have one to three years to complete training for new or existing employees. Upon

completion, they must maintain their employee baseline, as listed in the CJT application, for a period of at least two years. This includes all new jobs funded through the program.

CJT projects must create jobs, or, due to purchases of new technology or equipment, require the retraining of existing positions in order to retain those positions in Nebraska. Eligible CJT training activities include:

- n On-the-job training
- n Pre-employment training
- n Classroom training, either on-site or at an institute of higher education
- n Training tuition and fees
- n Training materials and equipment
- n Costs associated with upgrading the skills of the existing labor force to adapt to new technologies or the introduction of new product lines.

### Customized Job Training 2018 Program Year Allotments and Contracts

DED signed three new CJT contracts in 2018, which will result in the training of 204 employees. In total, 20 CJT contracts were active during 2018, representing \$3,252,875 in awards. These contracts will result in 1,103 new and 40 existing employees being trained. Expenditures to date from year 2018 active contracts are \$2,052,482 (Table 5.1).

A total of 11 CJT contracts were closed in 2018. These resulted in the training of 270 new and 75 existing employees, with total expenditures of \$883,379.

Tables 5.1 and 5.2 below provide detailed information on CJT Calendar Year 2018 active and closed grants.

Table 5.3 provides a summary of CJT projected investments for the (in progress) 2019 program year.

**Table 5.1 CJT Active Grants, 2018 Program Year**

Business Name	Award	Expenditures to Date	New Employees Trained	Existing Employees Trained	Training Institutions	Training Period Start Date	Training Period End Date
Bell Lumber & Pole Co.	\$120,000	\$93,801	30	0	In-House Training	4/4/2014	4/4/2017
Zoetis	\$116,000	\$0	29	0	In-House Training	4/4/2015	12/4/2017
Agile Sports Technologies d/b/a Hudl	\$500,000	\$312,563	100	0	In-House Training	5/12/2015	5/12/2018
Benchmark Biolabs	\$42,500	\$8,452	17	0	In-House Training	7/17/2015	7/17/2018

Business Name	Award	Expenditures to Date	New Employees Trained	Existing Employees Trained	Training Institutions	Training Period Start Date	Training Period End Date
Signature Performance	\$25,500	\$25,500	51	0	In-House Training	8/26/2015	8/26/2017
Resource Pro Services	\$60,000	\$48,714	20	0	In-House Training	9/1/2015	9/1/2018
HDR	\$360,000	\$355,973	80	0	In-House Training	9/28/2015	9/28/2018
Marshall Engines	\$25,000	\$0	25	0	In-House Training	10/21/2015	10/21/2018
Michael Foods	\$43,000	\$28,650	2	40	Classroom Training, In-House Training	1/1/2016	1/1/2019
Nelnet, Inc.	\$372,000	\$372,000	93	0	In-House Training	2/3/2016	2/3/2017
Hendrix-ISA	\$39,000	\$0	39	0	In-House Training	3/30/2016	3/30/2019
ACASS Systems	\$92,000	\$0	46	0	In-House Training	4/11/2016	4/11/2019
Cargill	\$699,675	\$647,565	285	0	Classroom Training, In-House Training	5/1/2016	5/1/2018
Endicott Clay Products	\$56,000	\$56,000	28	0	In-House Training	10/10/2016	10/10/2017
Venture Tech	\$40,000	\$0	8	0	In-House Training	7/1/2016	7/1/2019
Hybrid Turkeys	\$32,000	\$0	16	0	In-House Training	9/1/2017	9/1/2019
Lukjan Metal Products	\$75,000	\$75,000	30	0	In-House Training	5/17/2017	5/17/2019
Monolith Materials	\$130,000	\$28,264	26	0	In-House Training	5/1/2018	5/1/2020
FAST Global Solutions	\$239,700	\$0	141	0	In-House Training	9/21/2018	9/21/2019
Agile Sports Technologies d/b/a Hudl	\$185,000	\$0	37	0	In-House Training	7/1/2018	7/1/2020

**Table 5.2** CJT Closed Grants, 2018 Program Year

Business Name	Award	Expenditures to Date	New Employees Trained	Existing Employees Trained	Training Institutions	Training Period Start Date	Training Period End Date
Rosenbauer Aerials	\$24,000	\$24,000	5	0	In-House Training	8/30/2013	8/30/2016
Duncan Aviation	\$210,000	\$210,000	60	0	In-House Training	8/18/2014	2/18/2016
Xpanxion, LLC	\$40,000	\$38,153	10	0	In-House Training	10/13/2014	1/13/2016
Klute Inc.	\$30,000	\$30,000	12	0	In-House Training	3/5/2015	3/5/2016
BuilderTrend Solutions, Inc.	\$73,500	\$46,752	21	75	In-House Training	4/3/2015	4/3/2016
GIX Logistics	\$17,500	\$17,500	5	0	In-House Training	5/6/2015	5/6/2016
BD Medical	\$272,000	\$270,378	68	0	In-House Training	5/15/2015	5/15/2016
Fusion Medical	\$102,000	\$43,086	34	0	In-House Training	5/6/2015	5/6/2016
VM Innovations d/b/a Spreetail	\$101,500	\$101,500	29	0	In-House Training	5/18/2015	5/18/2016
Oxbow Enterprises, Inc.	\$64,000	\$64,000	16	0	In-House Training	8/25/2015	8/25/2016
Catch Intelligence	\$40,000	\$38,009	10	0	In-House Training	8/27/2015	12/27/2016

**Table 5.3** CJT Projected Investments, 2019 Program Year

Summary of Job Training Fund Projected Expenditures	
Current Job Training Funds Available (Total)	\$8,275,393
Remaining Balance of Projects Under Contract	\$(5,659,726)
Project Commitments	\$(1,679,000)
<b>Expendable Training Funds Available</b>	<b>\$936,667</b>

# InternNE NEBRASKA

Cultivating career opportunities to attract and retain talented Nebraskans in the workforce.

Internships provide on-the-job training and real-world experience to prepare young people for rewarding careers. And with an estimated half of all interns accepting full-time employment with their providing organization, they're also a powerful way to attract and keep workforce talent right here in our state.



Established in 2011, the DED-administered Intern Nebraska Program (InternNE) is connecting youth with great Nebraska employers, and supporting our goal of economic growth.

InternNE provides financial assistance to help eligible business create new internships in Nebraska. Program grants can reimburse up to 50% of an intern's wages, up to \$5,000 per internship.

Firms eligible for InternNE grants must be for-profit or nonprofit entities located in-state. The program allows students to participate as early as their junior or senior in high school, up to graduation from a Nebraska institute of higher education—providing a one-of-a-kind opportunity for young people to step on the path to career development.

Under InternNE, internships should employ participating students in a professional or technical position that provides valuable work experience and career knowledge; allows the student to contribute work to a short-term objective or project; and pays at least the current state minimum wage.

Since its inception, InternNE has supported over 1,770 internships across 458 Nebraska businesses. Demonstrating the program's tremendous value, at least 470 interns are estimated to have gone on to receive full-time employment with their sponsoring organization after participating in the program.

DED received a total of 194 InternNE applications during the 2018 calendar year, representing \$2,166,500 in requested assistance. DED awarded 140 contracts, resulting in the creation of 236 internships at a value of \$605,750 in financial assistance.

Table 6.1 details InternNE grants awarded during the 2018 program year, including funding awarded, expenditures to date and contract start and end date.



*“We sincerely appreciate the opportunity to receive a grant through Intern Nebraska, as it gives us the opportunity to offer more internships to deserving Nebraska students. We are confident that these internships benefit both students and employers alike.”*

*Stephanie Hand  
Human Resources Manager  
Lutz*

**Table 6.1** InternNE Program Awards and Contracts, 2018 Program Year

Employer	Number of Internships Awarded	Total Grant Amount Awarded
AGROdeviate LLC	1	\$3,000
Ameritas Life Insurance Corporation	2	\$4,000
Appearia	1	\$1,000
Arbor Day Foundation	1	\$5,000
Artillery Media	2	\$8,000
Aviture Inc.	1	\$5,000
Banyan Medical Systems	3	\$15,000
BCDM Architects	5	\$12,500
Beckenhauer Construction Inc.	1	\$2,000
Black Brick Software LLC	1	\$3,000
Bland & Associates, P.C.	2	\$3,000
BluePrint Engines	2	\$4,000
Bluestem Energy Solutions, LLC	2	\$4,000
Boyd Jones Construction	1	\$2,000
Bozell	1	\$1,000
Buckley & Sitzman, LLP	2	\$7,000
Buffalo County Community Health Partners, Inc.	1	\$2,000
Callahan Financial Planning Company	1	\$3,000
Capitol District Landowners Association, Inc.	1	\$1,000
CapStone Technologies	2	\$10,000
Chief Industries	2	\$5,000
CLAAS of America	2	\$6,000
CompanyCam	1	\$2,000
Constructors, Inc.	3	\$12,000

Employer	Number of Internships Awarded	Total Grant Amount Awarded
Contemporary Analysis, LLC	1	\$3,000
D3 Technology, Inc.	5	\$20,000
Dashr, LLC	2	\$5,000
Data Power Technology	1	\$2,500
DeBoer & Associates, PC	1	\$2,000
Dick's Electric Company Inc.	1	\$4,000
Driftwood Vet	1	\$4,000
DriveSpotter	2	\$2,000
Duncan Aviation	1	\$2,000
Dundee VC Management, LLC	1	\$4,000
EAD (Engineering, Automation, and Design)	4	\$12,000
EF Johnson Technologies	1	\$2,000
Elemental Scientific, Inc.	1	\$2,000
Emsick Architects	1	\$2,000
Encounter Telehealth, LLC	1	\$1,000
Energy Center Omaha LLC	2	\$2,000
Eriksen Construction Company, Inc.	2	\$6,000
Eyman Plumbing, Inc.	1	\$2,500
Ezenics, Inc.	1	\$5,000
Falls City Chamber and Main Street	1	\$3,000
Feonix - Mobility Rising	1	\$5,000
First National Bank of Chadron	4	\$20,000
Five Nines	2	\$6,000
Flood Digital Networks LLC	3	\$6,000
Flywheel	2	\$6,000
Forged Development	1	\$3,000
Garner Industries	1	\$1,500
Geist	2	\$6,000
GIX Logistics, Inc.	1	\$1,000
GVA Inc	2	\$8,000
Hamilton Communications/Nedelco, Inc.	2	\$1,000
Hancock & Dana, P.C.	5	\$10,000
Harry A Koch Company	1	\$1,000
Hayneedle, Inc.	1	\$2,000
Hear Nebraska	3	\$4,500
Hello Holiday	1	\$2,000
Holland Basham Architects	2	\$4,000

Employer	Number of Internships Awarded	Total Grant Amount Awarded
Industrial Irrigation Services	2	\$5,000
J.J. Palmtag, Inc.	1	\$1,000
Jelecoc LLC	1	\$2,000
Kawasaki Motors Mfg. Corp, USA	1	\$2,500
Kearney Area Chamber of Commerce	1	\$5,000
Kearney Public Schools Foundation	1	\$3,000
Keim Farm Equipment Co.	1	\$3,000
KidGlov	2	\$2,000
Kidwell, Inc.	2	\$8,000
Kingery Construction Co	1	\$2,000
Koski Professional Group, P.C.	2	\$4,000
KPI Ninja	1	\$2,000
KreativElement	1	\$1,000
KZCO, Inc.	2	\$10,000
Lutz	5	\$10,000
Magnolia Hotel of Omaha	1	\$2,000
Masimore, Magnuson & Associates, P.C.	1	\$1,500
McGill Restoration, Inc.	1	\$3,000
MetalQuest Unlimited	1	\$2,500
Method LLC	1	\$1,000
Method Mark	1	\$2,000
Midwest Hop Producers LLC	2	\$4,000
Mosaic	1	\$5,000
Move Creative LLC	1	\$1,000
MultiMechanics	1	\$5,000
NEBCO, Inc.	1	\$2,000
Neligh Community Foundation	1	\$3,000
Nelnet	6	\$18,000
Nemetric, LLC	1	\$3,000
Norder Supply, Inc.	1	\$1,000
Norfolk Daily News	1	\$2,500
Novozymes Blair, Inc.	5	\$10,000
Omaha Area Youth Orchestras	2	\$3,000
Omaha Performing Arts	1	\$2,500
Omaha Sports Commission	1	\$2,000
Omaha Steel Castings Company, LLC	2	\$5,000
OnCall Advisors, LLC	1	\$3,500
opendorse	1	\$1,500
Orthman Manufacturing, Inc.	8	\$16,000
Panhandle Geotechnical & Environmental, Inc.	1	\$3,000

Employer	Number of Internships Awarded	Total Grant Amount Awarded
Parse Software Development	2	\$6,000
PCE, Inc	1	\$2,000
Pen-Link, Ltd.	3	\$6,000
Performance Engineering Inc	1	\$3,500
Phibro Animal Health Corporation	3	\$6,000
Pixel Bakery	1	\$1,000
Powderhook, Inc.	1	\$1,000
Project Harmony	1	\$1,000
Quantified Ag	3	\$15,000
Quo Vadis, LLC	3	\$12,000
Rare Earth Salts Separations & Refining LLC	2	\$4,000
ReSource Pro Services, LLC	2	\$6,000
Retirement Plan Consultants	1	\$2,000
Risk Exchange Insurance Services, Inc.	1	\$1,500
Royal Engineered Composites	1	\$2,500
Sand Creek Post & Beam	1	\$2,000
ScoutSheet	1	\$5,000
Settje Agri-Services & Engineering, Inc.	2	\$6,000
Seventy-Five North Revitalization Corp.	1	\$2,000
Seward County Chamber & Development Partnership	1	\$1,000
Signetik	1	\$2,000
Simple Vet Solutions, Inc.	1	\$5,000
SP Group, PC	1	\$3,750
Specialized Engineering Solutions, Inc.	3	\$6,000
Spreetail	5	\$10,000
Stone Fin, LLC	1	\$2,500
Stuart's Flowers 'N Produce	1	\$2,000
TAB Performance, Inc.	1	\$2,000
TAGG	1	\$1,000
Talent Plus, Inc.	2	\$4,000
TEAM Software Inc.	1	\$2,000
Tenaska	1	\$2,000
The Flatwater Group, Inc.	1	\$3,000
The Strawhecker Group, LLC	1	\$2,000
The Waldinger Corporation	3	\$3,000
Thompson, Dressen & Dorner, Inc.	3	\$6,000
Tri Valley Health System	1	\$2,500
United Way of the Kearney Area, Inc.	1	\$1,000
YFC Inc.	1	\$3,500



# SITE AND BUILDING DEVELOPMENT FUND

(Nebraska Revised Statutes  
§§ 81-1201.21 and 81-1202 to 81-1210)

Where some see empty sites or open fields, others have a vision. The Site and Building Development Fund (SBDF) supports the development of industry-ready sites, buildings and infrastructure in communities across Nebraska. In doing so, SBDF serves as a tool to attract and accommodate top-notch employers and industries — bringing high-quality investments and good-paying jobs to our state.

Local governments and Nebraska-based nonprofit organizations are eligible applicants for SBDF funding. Eligible project activities include:

- n Land and building acquisition
- n Building construction or acquisition
- n Site preparation
- n Infrastructure development and improvements
- n Engineering and design costs
- n Technical assistance and planning
- n Other pre-approved costs necessary for the development of industry ready sites and buildings.

DED awards SBDF grants on a competitive basis. Eligible applicants must meet minimum 1:1 matching requirements equal to the amount committed to the SBDF program.

### SBDF 2018 Allotments and Contracts

In 2018, DED awarded a total of \$2,950,000 in SBDF funding to 12 economic development organizations, as seen in Table 7.1. Geographically, these funds had an 88% rural and 12% urban impact. The table below lists the eligible applicant, benefitting business, geographic location and award amount for each SBDF contract awarded in 2018.



**Table 7.1** Site and Building Development Fund Awards and Contracts, 2018 Program Year

Eligible Applicant	Benefitting Business	County	Award
Gateway Development Corp	Veramaris, LLC	Washington	\$400,000
Lincoln Chamber EDC	Neogen	Lancaster	\$100,000
City of Beatrice	Exmark	Gage	\$250,000
Lincoln Chamber EDC	Monolith Materials	Lancaster	\$100,000
City of West Point	Quality Pork, Inc.	Cuming	\$500,000
City of Sidney	NexGen Outfitters	Cheyenne	\$250,000
Auburn Development Council	FAST Global Solutions	Nemaha	\$500,000
South Sioux City	Ingredion	Dakota	\$250,000
EDC of Buffalo County	KAAPA Ethanol Holdings	Buffalo	\$100,000
Omaha DC	i2C, Inc.	Douglas	\$150,000
City of Sidney	Vitalix, LLC	Cheyenne	\$150,000
David City	Timpte, Inc.	Butler	\$200,000
		<b>Total</b>	<b>\$3,250,000</b>



ANNUAL REPORT

# APPENDIX

Under the Nebraska Affordable Housing Act, DED is required to report NAHTF program information for all previous program years. The following table contains data for NAHTF program years 1998-2017.

Congressional	2017 Applications Awarded	Organization Awarded	Project Location	Project	Type of Project	Amount Awarded	Amount of Match*	Percent of Match	Amount Leveraged*	Percent of Leverage	# Of Units	Occupancy Rate	Expected Monthly	Employment Generated	Community Investment
CD1	17-TFHP-15019	NeighborWorks Northeast	Communities in Madison, Platte, Colfax, Cuming, Pierce, Stanton and Wayne	Purchase/Rehab/Resale w/Down Payment Assistance	Homebuyer	\$600,000	\$70,000	12%	\$1,274,560	212%	14	100%	N/A	31.6	\$3,376,124
CD1	17-TFHP-15023	HoChunk Community Development Corp.	Winnebago Indian Reservation, Thurston County	Down Payment Assistance	Homebuyer	\$250,000	\$250,000	100%	\$0	0%	20	100%	N/A	8.1	\$868,094
CD1	17-TFHP-18055	NeighborWorks Lincoln, Inc.	City of Lincoln, Lancaster County	Down Payment Assistance w/Rehab	Homebuyer	\$400,000	\$4,000	1%	\$0	0%	16	100%	N/A	6.6	\$701,420
CD1	17-TFHP-18056	NeighborWorks Lincoln, Inc.	City of Lincoln, Lancaster County	New Construction with Down Payment Assistance	Homebuyer	\$500,000	\$171,054	34%	\$372,500	75%	4	100%	N/A	17.0	\$1,811,807
CD1	17-TFHP-18057	NeighborWorks Lincoln, Inc.	City of Lincoln, Lancaster County Antelope Square	New Construction with Down Payment Assistance	Homebuyer	\$500,000	\$280,000	56%	\$2,543,650	509%	7	100%	N/A	54.1	\$5,770,484
CD2	17-TFHP-27042	City of Omaha	City of Omaha, Douglas County Cornerstone East II	New Construction with Down Payment Assistance	Homebuyer	\$500,000	\$434,000	87%	\$240,000	48%	4	100%	N/A	19.1	\$2,038,286
CD2	17-TFHP-27073	Habitat for Humanity of Omaha, Inc.	Omaha and Waterloo in Douglas County; Blair in Washington County; and Tekamah in Burt County	New Construction	Homebuyer	\$500,000	\$442,500	89%	\$1,490,021	298%	16	100%	N/A	39.6	\$4,223,316



Congressional	2017 Applications Awarded	Organization Awarded	Project Location	Project	Type of Project	Amount Awarded	Amount of Match*	Percent of Match	Amount Leveraged*	Percent of Leverage	# Of Units	Occupancy Rate	Expected Monthly	Employment Generated	Community Investment
CD2	17-TFHP-27075	Habitat for Humanity of Omaha, Inc.	Omaha and Waterloo in Douglas County; Blair in Washington County; and Tekamah in Burt County	Purchase/Rehab/Resale	Homebuyer	\$500,000	\$500,000	100%	\$1,207,015	241%	16	100%	N/A	35.9	\$3,831,795
CD3	17-TFHP-31010	Western Nebraska Housing Opportunities	City of Scottsbluff, Scotts Bluff County	Down Payment Assistance with Rehab	Homebuyer	\$400,000	\$50,000	13%	\$50,000	13%	5	100%	N/A	8.1	\$868,094
CD3	17-TFHP-32007	Central Nebraska Economic Development	Ainsworth, Broken Bow, Burwell, O'Neill, Stuart, Valentine in Brown, Custer, Garfield, Holt, and Cherry Counties	Down Payment Assistance with Rehab	Homebuyer	\$189,000	\$18,900	10%	\$409,750	217%	6	100%	N/A	10.1	\$1,072,357
CD3	17-TFHP-33024	Southwest Nebraska Community Betterment Corp.	Perkins, Hayes, Hitchcock, Dundy, Chase Counties	Down Payment Assistance	Homebuyer	\$184,800	\$20,750	11%	\$4,000	2%	8	100%	N/A	3.4	\$363,818
CD3	17-TFHP-33026	Lincoln County Community Development Corp.	City of North Platte, Lincoln County	New Construction with Down Payment Assistance	Homebuyer	\$359,500	\$47,000	13%	\$130,000	36%	3	100%	N/A	8.7	\$931,465
CD3	17-TFHP-36017	Blue Valley Community Action	Butler, Fillmore, Gage, Jefferson, Polk, Saline, Seward, Thayer, and York Counties	Down Payment Assistance with Rehab	Homebuyer	\$375,000	\$37,500	10%	\$6,000	2%	12	100%	N/A	6.8	\$726,595
CD2	17-TFHO-27016	Omaha-Council Bluffs Metropolitan Area Planning Agency	Valley and Waterloo, Douglas County	Owner Occupied Rehab	Homeowner	\$315,000	\$37,500	12%	\$0	0%	10	100%	N/A	5.7	\$612,007

Congressional	2017 Applications Awarded	Organization Awarded	Project Location	Project	Type of Project	Amount Awarded	Amount of Match*	Percent of Match	Amount Leveraged*	Percent of Leverage	# Of Units	Occupancy Rate	Expected Monthly	Employment Generated	Community Investment
CD2	17-TFHO-27074	Habitat for Humanity of Omaha, Inc.	Omaha and Waterloo in Douglas County; Blair in Washington County; and Tekamah in Burt County	Owner Occupied Rehab	Homeowner	\$450,000	\$100,000	22%	\$164,360	37%	30	100%	N/A	11.6	\$1,240,264
CD3	17-TFHO-35061	CORE Development, Inc.	Brunswick, Ewing, Chambers, Elgin, Oakdale, Page, Orchard, Royal, Neligh, Clearwater, Inman, Antelope County in Holt County	Owner Occupied Rehab	Homeowner	\$240,660	\$25,000	10%	\$100,000	42%	7	100%	N/A	6.0	\$634,855
CD1	17-TFRH-15050	City of Madison	City of Madison, Madison County	Rental Rehab	Rental	\$500,000	\$51,000	10%	\$412,000	82%	12	93%	\$7,781	15.7	\$1,671,950
CD2	17-TFRH-27053	Holy Name Housing Corporation	City of Omaha, Douglas County	Rental New Construction	Rental	\$495,172	\$149,000	30%	\$460,000	93%	5	93%	\$4,836	18.0	\$1,917,051
CD3	17-TFRH-31011	Western Nebraska Housing Opportunities	City of Scottsbluff, Scotts Bluff County	Rental Rehab	Rental	\$500,000	\$50,000	10%	\$139,000	28%	10	93%	\$10,010	11.2	\$1,196,234
CD3	17-TFRH-32006	Village of Arcadia, Nebraska	Village of Arcadia, Valley County	Rental New Construction	Rental	\$192,925	\$135,000	70%	\$3,500	2%	2	93%	\$902	5.4	\$575,416
CD3	17-TFRH-32014	Village of Stuart	Village of Stuart, Holt County	Rental New Construction	Rental	\$172,225	\$100,000	58%	\$0	0%	2	93%	\$791	4.4	\$472,634
CD3	17-TFRH-34015	Housing Authority of the City of St. Paul, Nebraska	City of St. Paul, Howard County	Rental Rehab	Rental	\$200,000	\$20,000	10%	\$0	0%	18	93%	\$6,294	3.6	\$381,962

Congressional	2017 Applications Awarded	Organization Awarded	Project Location	Project	Type of Project	Amount Awarded	Amount of Match*	Percent of Match	Amount Leveraged*	Percent of Leverage	# Of Units	Occupancy Rate	Expected Monthly	Employment Generated	Community Investment
CD1	17-TFTA-15030	Three Rivers HDC	Arlington, Blair, Ft. Calhoun, Herman, Kennard in Washington Co. Bancroft, Beemer, West Point & Wisner in Cuming County; Craig, Decatur, Lyons, Oakland, Tekamah in Burt County; Dodge, Hooper, Fremont, Nickerson, North Bend, Scribner in Dodge County	Technical Assistance	Non-Profit Operating	\$40,000	\$4,000	10%	\$2,000	5%	0	N/A	N/A	0.7	\$79,865
CD2	17-TFTA-27029	Holy Name Housing Corp.	City of Omaha, Douglas County	Technical Assistance	Non-Profit Operating	\$40,000	\$524,000	1310%	\$1,019,253	2548%	0	N/A	N/A	25.8	\$2,748,826
CD3	17-TFTA-31001	High Plains CDC	Chardon, Dawes County; Alliance & Hemingford, Box Butte County; Gordon, Rushville, Hay Springs, Sheridan County; Harrison, Sioux County	Technical Assistance	Non-Profit Operating	\$40,000	\$16,500	41%	\$25,675	64%	0	N/A	N/A	1.3	\$142,671

Congressional	2017 Applications Awarded	Organization Awarded	Project Location	Project	Type of Project	Amount Awarded	Amount of Match*	Percent of Match*	Amount Leveraged*	Percent of Leverage	# Of Units	Occupancy Rate	Expected Monthly	Employment Generated		Projected Community Investment
CD3	17-TFTA-32008	Central Nebraska Economic Development	Blain, Boyd, Brown, Cherry, Custer, Garfield, Greeley, Holt, Keya Paha, Loup, Rock, Sherman, Valley, and Wheeler Counties	Technical Assistance	Non-Profit Operating	\$40,000	\$20,000	50%	\$0	0	0	N/A	N/A	1.0	NA	\$2,689,707.24
CD3	17-TFTA-34020	Community Action Partnership of Mid-Nebraska	Buffalo, Franklin, Frontier, Furnas, Gosper, Harlan, Kearney, Phelps, and Red Willow Counties	Technical Assistance	Non-Profit Operating	\$40,000	\$4,000	10%	\$0	0	0	N/A	N/A	0.7	NA	\$625,920.57
CD3	17-TFTA-36018	Blue Valley Community Action	Butler, Fillmore, Gage, Jefferson, Polk, Saline, Seward, Thayer, and York Counties	Technical Assistance	Non-Profit Operating	\$40,000	\$10,000	25%	\$0	0	0	N/A	N/A	0.8	NA	\$376,901.65
CD3	17-TFTA-36044	Southeast Nebraska Community Action Partnership, Inc.	Cass, Johnson, Nemaha, Otoe, Pawnee, Richardson, and Sarpy Counties	Technical Assistance	Non-Profit Operating	\$40,000	\$4,000	10%	\$0	0	0	N/A	N/A	0.7	NA	\$2,049,467.83
	<b>Totals</b>					<b>\$8,604,282</b>	<b>\$3,575,704</b>	<b>77%</b>	<b>\$10,053,284</b>		<b>227</b>	<b>98%</b>		<b>361.9</b>	NA	<b>\$13,317,884.94</b>

Congressional	2016 Applications Awarded	Organization Awarded	Project Location	Project	Type of Project	Amount Awarded	Matching Funds		Percent of Match	Leveraged Investments	Percent of Leverage	# of Units	Occupancy Rate	Expected Monthly	Employment Generated	Economic Impact
CD1	16-TFHP-15007	NeighborWorks Northeast Nebraska	Communities within Colfax, Cuming, Madison Pierce, Platte, Stanton, Wayne Counties	Purchase/ Rehab/ Resale	Homebuyer	\$600,000	\$-		0%	\$970,000.00	162%	14	100%		25.4	\$2,689,707.24
CD1	16-TFHP-15050	Three Rivers Housing Development Corporation	Communities within Burt, Cuming, Dodge and Washington Counties	Purchase/ Rehab/ Resale	Homebuyer	\$346,500	\$-		0%	\$18,854.00	5%	7	100%		5.9	\$625,920.57
CD1	16-TFHP-18028	NeighborWorks Lincoln	City of Lincoln	Down Payment Asst with Rehab	Homebuyer	\$220,000	\$-		0%	\$-	0%	8	100%		3.6	\$376,901.65
CD1	16-TFHP-18029	NeighborWorks Lincoln	City of Lincoln excluding blocks between Q & R St & from 22nd to 24th St, Lancaster County	New Construction with Down Payment Asst	Homebuyer	\$547,500	\$-		0%	\$648,788.00	119%	5	100%		19.4	\$2,049,467.83
CD1	16-TFHP-18053	NeighborWorks Lincoln	City of Lincoln Antelope Square between Q & R St & from 22nd to 24th St, Lancaster County	New Construction with Down Payment Asst & Demolition	Homebuyer	\$500,000	\$-		0%	\$7,273,738.00	1455%	12	100%		125.8	\$13,317,884.94
CD2	16-TFHP-27038	Habitat for Humanity of Omaha, Inc.	Omaha & Waterloo, Douglas County and Blair, Washington County	Purchase/ Rehab/ Resale	Homebuyer	\$500,000	\$-		0%	\$1,481,920.00	296%	16	100%		32.1	\$3,395,404.18
CD2	16-TFHP-27039	Habitat for Humanity of Omaha, Inc.	Omaha & Waterloo, Douglas County and Blair, Washington County	New Construction with Demolition	Homebuyer	\$500,000	\$-		0%	\$1,789,107.00	358%	16	100%		37	\$3,921,673.67

Congressional	2016 Applications Awarded	Organization Awarded	Project Location	Project	Type of Project	Amount Awarded	Matching Funds		Percent of Match	Leveraged Investments	Percent of Leverage	# of Units	Occupancy Rate	Expected Monthly	Employment Generated	Economic Impact
CD2	16-TFHP-27057	City of Omaha	City of Omaha Locust Glen Neighborhood, Douglas County	New Construction with Down Payment Asst	Homebuyer	\$480,000	\$-		0%	\$400,000.00	83%	4	100%		14.2	\$1,507,606.60
CD2	16-TFHP-27059	City of Omaha	City of Omaha Clifton Hill Neighborhood, Douglas County	New Construction with Down Payment Asst	Homebuyer	\$600,000	\$-		0%	\$1,425,000.00	238%	9	100%		32.8	\$3,469,208.38
CD3	16-TFHP-31002	High Plains Community Development Corp.	Communities within Box Butte, Dawes, Morrill, Sheridan, Sioux Counties	Down Payment Asst	Homebuyer	\$90,000	\$-		0%	\$67,000.00	74%	12	100%		2.5	\$268,970.72
CD3	16-TFHP-31042	Western Nebraska Housing Opportunities	Communities within Scottsbluff County	Down Payment Asst with Rehab	Homebuyer	\$130,000	\$-		0%	\$45,000.00	35%	34	100%		2.8	\$299,808.13
CD3	16-TFHP-34044	Housing Development Corp.	City of Grand Island, Hall County	Purchase/Rehab/ Resale	Homebuyer	\$400,000	\$-		0%	\$75,000.00	19%	3	100%		7.7	\$813,764.93
CD3	16-TFHP-36019	Southeast Nebraska Community Action Partnership, Inc.	Communities within Cass, Johnson, Nemaha, Otoe, Pawnee, Richardson and Sarpy Counties	Down Payment Asst with Rehab	Homebuyer	\$257,400	\$-		0%	\$10,500.00	4%	10	100%		4.3	\$458,963.42
CD2	16-TFHO-27036	Habitat for Humanity of Omaha, Inc.	Omaha & Waterloo, Douglas County and Blair, Washington County	Owner Occupied Rehab	Homeowner	\$636,500	\$-		0%	\$538,650.00	85%	42	100%		19	\$2,013,254.43
CD2	16-TFHO-27058	City of Omaha	City of Omaha King Science Neighborhood, Douglas County	Owner Occupied Rehab	Homeowner	\$283,500	\$-		0%	\$180,000.00	63%	9	100%		7.5	\$794,063.25

Congressional	2016 Applications Awarded	Organization Awarded	Project Location	Project	Type of Project	Amount Awarded	Matching Funds		Percent of Match	Leveraged Investments	Percent of Leverage	# of Units	Occupancy Rate	Expected Monthly	Employment Generated	Economic Impact
CD3	16-TFHO-32009	Central Nebraska Economic Development, Inc.	Communities within Blaine, Boyd, Brown, Cherry, Custer, Garfield, Greeley, Holt, Keya Paha, Loup, Rock, Sherman, Valley and Wheeler Counties	Owner Occupied Rehab	Homeowner	\$250,000.00	\$-		0%	\$20,000.00	8%	8	100%		4.4	\$462,561.12
CD3	16-TFHO-33014	Southwest Community Betterment Corp	Palisade, Hitchcock County	Owner Occupied Rehab	Homeowner	\$198,750	\$-		0%	\$16,610.00	8%	6	100%		3.5	\$368,952.45
CD3	16-TFHO-33015	Southwest Community Betterment Corp	Grant, Madrid, Elsie and Venango in Perkins County	Owner Occupied Rehab	Homeowner	\$231,875	\$-		0%	\$19,460.00	8%	7	100%		4.1	\$430,584.44
CD3	16-TFHO-33026	Lincoln County Community Development Corp	Brady, Hershey, Maxwell, North Platte, Sutherland, Wallace, Wellfleet, Lincoln County	Owner Occupied Rehab with Demolition	Homeowner	\$250,000	\$-		0%	\$15,000.00	6%	4	100%		4.3	\$453,995.17
CD3	16-TFHO-34035	Superior	City of Superior, Nuckolls County	Owner Occupied Rehab	Homeowner	\$250,000	\$-		0%	\$50,000.00	20%	7	100%		4.9	\$513,956.80
CD3	16-TFHO-36012	Fairbury	City of Fairbury, Jefferson County	Owner Occupied Rehab	Homeowner	\$161,710	\$-		0%	\$-	0%	7	100%		2.6	\$277,039.85
CD1	16-TFRH-15056	Building a Better Tomorrow	Madison Estates, Madison, Madison County	Rental New Construction	Rental	\$800,000	\$-		0%	\$215,000.00	27%	4	93%		16.4	\$1,738,887.16
CD3	16-TFRH-33055	City of Imperial	Heather Estates II, Imperial, Chase County	Rental New Construction	Rental	\$786,000	\$-		0%	\$228,500.00	29%	5	93%		16.4	\$1,738,030.57

Congressional	2016 Applications Awarded	Organization Awarded	Project Location	Project	Type of Project	Amount Awarded	Amount of Match*		Percent of Match	Amount Leveraged*	Percent	# Of Units	Occupancy Rate	Expected Monthly	Projected # New	Projected Community Investment
CD2	16-TFRH-20073	Holy Name Housing Corp	Adams Park Senior Cottages, Omaha, Douglas County	Rental New Construction	Rental	\$500,000	\$-		0%	\$4,868,458.00	974%	18	93%		86.9	\$9,197,184.93
CD1	16-TFTA-15008	NeighborWorks Northeast Nebraska	Counties of: Colfax, Cuming, Madison, Pierce, Platte, Stanton and Wayne	Non-Profit Operating	Technical Assistance	\$60,000	\$-		0%	\$90,000.00	150%	0	N/A		2.4	\$256,978.40
CD2	16-TFTA-27037	Habitat for Humanity of Omaha, Inc.	City of Omaha	Non-Profit Operating	Technical Assistance	\$60,000	\$-		0%	\$470,000.00	783%	0	N/A		8.6	\$907,990.34
CD3	16-TFTA-33016	Southwest Community Betterment Corp	Counties of: Chase, Dundy, Hayes, Hitchcock and Perkins	Non-Profit Operating	Technical Assistance	\$60,000	\$-		0%	\$8,114.50	14%	0	N/A		1.1	\$116,693.03
CD3	16-TFTA-33027	Lincoln County Community Development Corp	City of North Platte	Non-Profit Operating	Technical Assistance	\$60,000	\$-		0%	\$71,376.00	119%	0	N/A		2.1	\$225,071.96
CD3	16-TFTA-34045	Housing Development Corp.	Counties of: Adams, Clay, Hall, Nuckolls and Webster	Non-Profit Operating	Technical Assistance	\$60,000	\$-		0%	\$3,000.00	5%	0	N/A		1	\$107,930.93
	<b>Totals</b>					<b>\$9,819,735.00</b>	<b>\$-</b>		<b>0%</b>	<b>\$20,999,075.50</b>	<b>214%</b>	<b>267</b>	<b>99%</b>		<b>498.7</b>	<b>\$52,798,457</b>



**The Nebraska Affordable Housing Act also requires to report information on awards previous to the 2017 Calendar Year, the following includes reporting years 1998 through 2016:**

Grant Number	Name of Recipient	Location(s)	Activity	Amount Awarded	Leverage Amount	Total Project Cost	Units Completed	Employment Generated	Community Investment
98HO103	Panhandle Community Services	Sidney	NC	\$336,000	\$2,730,513	\$3,066,513	83	46.9	\$4,653,318
98HO104	Scottsbluff Terrytown Gering CDC	Scottsbluff	NC	\$243,000	\$1,123,954	\$1,366,954	15	23.4	\$2,372,052
98HO203	Village of Johnstown	Johnstown	R	\$143,250	\$256,750	\$400,000	14	9.2	\$669,264
98HO206	City of Loup City	Loup City	DP	\$143,250	\$822,428	\$965,678	4	13.6	\$1,336,047
98HO304	Gothenburg Housing Dev. Corp.	Gothenburg	NC	\$234,212	\$1,332,083	\$1,566,295	43	20.6	\$2,319,195
98HO305	Mid-Nebraska Community Services	Imperial	NC	\$125,810	\$407,820	\$533,630	5	10.1	\$948,695
98HO404	Central Nebraska Goodwill Housing	Grand Island	NC	\$47,516	\$546,300	\$593,816	16	10.2	\$1,072,414
98HO407	City of St. Paul	St. Paul	DP	\$150,000	\$716,000	\$866,000	14	11.9	\$1,229,268
98HO409	City of Grand Island	Grand Island	NC	\$100,000	\$124,441	\$224,441	1	3.9	\$405,334
98HO510	Progress Corporation Oakland	Oakland	NC	\$148,500	\$320,700	\$469,200	8	7.8	\$348,252
98HO511	Allen Dev. Group	Allen	NC	\$53,800	\$105,000	\$158,800	2	1.8	\$201,090
98HO513	Village of Winslow	Winslow	R	\$104,000	\$296,000	\$400,000	14	9.1	\$779,676
98HO514	City of Tilden	Tilden	R	\$200,000	\$0	\$200,000	21	4.8	\$406,794
98HO523	Leigh & Snyder Housing Corp.	Leigh & Snyder	NC	\$107,000	\$759,473	\$866,473	16	13.3	\$1,405,608

Grant Number	Name of Recipient	Location(s)	Activity	Amount Awarded	Leverage Amount	Total Project Cost	Units Completed	Employment Generated	Community Investment
98HO612	Gage County Economic Dev. Corp.	Beatrice	NC	\$239,490	\$1,324,750	\$1,564,240	44	23.2	\$2,364,326
98HO613	Southeast Nebraska Community Action	Nebraska City	NC	\$158,340	\$1,399,390	\$1,557,730	42	23.5	\$2,457,853
98HO614	Catholic Charities	David City	NC	\$50,000	\$975,006	\$1,025,006	16	13.9	\$1,524,548
98HO615	Auburn Affordable Housing	Auburn	NC	\$220,000	\$1,087,202	\$1,307,202	3	17.4	\$1,968,544
98HO701	Housing and Neighborhood Developers	Omaha	DP	\$77,500	\$708,309	\$785,809	14	13.8	\$1,597,429
98HO702	Holy Name Housing Corp.	Omaha	NC	\$88,600	\$1,888,153	\$1,976,753	50	34.7	\$4,018,433
98HO703	South Omaha Affordable Housing Corp.	Omaha	DP	\$41,936	\$1,542,457	\$1,584,393	18	27.8	\$3,220,826
98HO705	Omaha Economic Dev. Corp.	Omaha	NC	\$57,000	\$2,314,330	\$2,371,330	18	41.6	\$4,820,548
98HO706	Omaha 100, Inc.	Omaha	DP	\$125,000	\$141,000	\$266,000	55	4.7	\$540,736
98HO708	Bethpage, Inc.	Omaha	NC	\$100,000	\$1,878,109	\$1,978,109	16	34.7	\$4,021,190
98HO709	Mount Moriah Missionary Baptist Church Dev. Corp.	Omaha	R	\$61,704	\$3,255,261	\$3,316,965	64	77.1	\$8,013,521
98HO710	South Omaha Affordable Housing Corp.	Omaha	NC	\$38,000	\$1,786,600	\$1,824,600	19	32.0	\$3,709,130
98HO711	South Omaha Affordable Housing Corp.	Omaha	NC	\$33,600	\$1,984,861	\$2,018,461	21	35.4	\$4,103,218

Grant Number	Name of Recipient	Location(s)	Activity	Amount Awarded	Leverage Amount	Total Project Cost	Units Completed	Employment Generated	Community Investment
98HO806	City of Lincoln	Lincoln	NC	\$257,324	\$2,968,000	\$3,225,324	33	58.0	\$6,189,168
98HO902	Native Council on Economic and CD	Macy	NC	\$76,500	\$0	\$76,500	20	1.0	\$109,355
98HO903	Winnebago Tribe	Winnebago	I	\$72,955	\$561,000	\$633,955	12	2.3	\$243,551
99TF102	City of Scottsbluff	Scottsbluff	R	\$200,000	\$26,000	\$226,000	9	5.3	\$466,475
99TF202	Burwell Housing Authority	Burwell	NC	\$180,000	\$447,509	\$627,509	9	8.2	\$880,786
99TF204	Village of Scotia	Scotia	R	\$195,000	\$17,000	\$212,000	19	4.2	\$341,618
99TF207	City of Bassett	Bassett	DP	\$90,000	\$255,000	\$345,000	5	4.7	\$486,531
99TF209	Central Nebraska Community Services, Inc.	Boyd, Brown, Holt, Keya Paha & Rock Counties	R/DP	\$305,000	\$370,200	\$675,200	19	9.2	\$930,767
99TF301	SW NE Community Betterment Corp.	Grant	NC	\$150,000	\$497,000	\$647,000	6	8.0	\$924,043
99TF302	Mid-Nebraska Community Services	Imperial	NC	\$190,000	\$21,033	\$211,033	2	3.4	\$358,792
99TF305	McCook Economic Dev. Corp.	McCook	NC	\$459,361	\$1,337,544	\$1,796,905	12	28.2	\$2,879,099
99TF306	Cambridge Housing Authority	Cambridge	R	\$235,620	\$962,963	\$1,198,583	16	22.5	\$2,112,117
99TF401	Harvard Townhouse, Inc.	Harvard	NC	\$200,000	\$437,750	\$637,750	8	8.1	\$926,528
99TF402	Orleans Housing Authority	Orleans	NC	\$142,073	\$317,980	\$460,053	6	6.3	\$645,314

Grant Number	Name of Recipient	Location(s)	Activity	Amount Awarded	Leverage Amount	Total Project Cost	Units Completed	Employment Generated	Community Investment
99TF403	Central City Housing Authority	Central City	NC	\$217,712	\$1,087,224	\$1,304,936	16	17.4	\$1,959,452
99TF404	Autumn Village, Inc.	Kearney	NC	\$65,419	\$877,500	\$942,919	15	15.1	\$1,603,123
99TF406	City of Holdrege	Holdrege	R	\$200,000	\$60,277	\$260,277	7	5.2	\$479,634
99TF501	Tilden Housing Dev. Corp.	Tilden	NC	\$190,000	\$601,992	\$791,992	7	13.4	\$1,380,160
99TF507	Building Furures II, Inc.	Norfolk	NC	\$28,985	\$591,400	\$620,385	10	10.6	\$1,081,112
99TF509	Clearwater	Clearwater	R/DP	\$400,000	\$348,129	\$748,129	29	10.0	\$1,059,381
99TF514	Village of Leigh	16 Counties in Northeast Nebraska	R	\$300,000	\$49,500	\$349,500	35	5.4	\$566,965
99TF515	Woodland Park Housing Authority	Stanton County	R	\$400,000	\$36,000	\$436,000	4	5.3	\$613,537
99TF517	Elkhorn Valley CDC	Norfolk	DP	\$210,000	\$1,300,000	\$1,510,000	17	25.7	\$2,631,394
99TF601	Blue Valley Community Action	Beatrice	NC	\$250,000	\$1,747,000	\$1,997,000	34	28.6	\$3,013,474
99TF602	Osceola Shelby Housing I, Limited Partnership	Osceola & Shelby	NC	\$270,000	\$718,700	\$988,700	12	11.9	\$1,376,613
99TF603	Southeast Nebraska Affordable Housing Council	8 Counties in Southeast Nebraska	R	\$400,000	\$1,408,000	\$1,808,000	12	32.9	\$3,248,912
99TF604	Southeast Nebraska Affordable Housing Council	Plattsmouth	R	\$190,752	\$457,332	\$648,084	6	11.8	\$1,164,584

Grant Number	Name of Recipient	Location(s)	Activity	Amount Awarded	Leverage Amount	Total Project Cost	Units Completed	Employment Generated	Community Investment
99TF609	Southeast Nebraska Affordable Housing Council	Seward	NC	\$473,464	\$1,348,103	\$1,821,567	12	24.7	\$2,756,730
99TF610	Gage County Economic Dev. Corp.	Beatrice	NC	\$437,176	\$1,382,466	\$1,819,642	12	26.1	\$2,745,840
99TF612	City of Seward	Seward	NC	\$215,000	\$898,863	\$1,113,863	14	15.1	\$1,685,703
99TF701	Christmas in April - Omaha	Omaha	R	\$146,000	\$79,000	\$225,000	79	5.1	\$543,392
99TF706	City of Omaha	Omaha	DP	\$500,000	\$4,770,000	\$5,270,000	6	89.4	\$10,692,415
99TF708	Immanuel Elderly Housing	Omaha	NC	\$250,000	\$4,139,777	\$4,389,777	50	74.5	\$8,906,511
99TF801	Christmas in April - Lincoln	Lincoln	R	\$33,000	\$31,833	\$64,833	8	1.5	\$147,502
99TF802	City of Lincoln	Lincoln	R	\$200,000	\$207,000	\$407,000	11	9.6	\$925,968
99TF803	Lincoln Action Program	Lincoln	NC	\$80,000	\$178,000	\$258,000	16	4.5	\$563,693
99TFPD102	Scotts Bluff County Housing Authority	Scotts Bluff County	PD	\$15,650	\$0	\$15,650	NA	0.6	\$35,699
99TFPD602	Southeast Nebraska Affordable Housing Council	Plattsmouth	PD	\$10,000	\$1,000	\$11,000	NA	0.4	\$22,004
99TFPD603	Nemaha County Economic Dev. Alliance	Nemaha	PD	\$9,000	\$1,000	\$10,000	NA	0.4	\$18,639
99TFPD606	23 Preservation Foundation	Fairbury	PD	\$20,000	\$0	\$20,000	NA	0.9	\$38,223
99TFPD702	Community Housing and Services Corp.	Omaha	PD	\$20,000	\$172,245	\$192,245	NA	7.7	\$533,432

Grant Number	Name of Recipient	Location(s)	Activity	Amount Awarded	Leverage Amount	Total Project Cost	Units Completed	Employment Generated	Community Investment
99TFPD801	Daywatch	Lincoln	PD	\$20,000	\$2,000	\$22,000	NA	1.0	\$55,501
99TFTA101	High Plains Community Dev. Corp.	Dawes, Sheridan, Sioux & Box Butte Counties	TA	\$27,785	\$27,785	\$55,570	NA	2.1	\$95,323
99TFTA201	Central Nebraska Community Services, Inc.	Loup City	TA	\$16,823	\$0	\$16,823	NA	0.6	\$25,711
99TFTA401	Mid-Nebraska Community Services	Kearney	TA	\$25,000	\$66,417	\$91,417	NA	5.1	\$180,465
99TFTA501	Wayne County HDC	Wayne	TA	\$4,540	\$2,412	\$6,952	NA	0.3	\$13,283
99TFTA504	Northeast Housing Initiative	Cedar, Dixon & Pierce Counties	TA	\$26,980	\$27,200	\$54,180	NA	0.7	\$76,242
99TFTA505	Three Rivers Dev. Corp. (Burt/Washington County CHDO)	Tekamah	TA	\$25,000	\$0	\$25,000	NA	0.7	\$51,546
99TFTA601	Blue Valley Community Action	Fairbury	TA	\$25,000	\$3,571	\$28,571	NA	1.3	\$54,604
99TFTA602	Blue Valley Community Action	Fairbury	TA	\$25,000	\$95,648	\$120,648	NA	5.3	\$230,578
99TFTA701	Omaha 100, Inc.	Omaha	TA	\$25,000	\$141,000	\$166,000	NA	6.5	\$460,195
99TFTA702	Omaha Economic Dev. Corp.	Omaha	TA	\$25,000	\$25,000	\$50,000	NA	2.0	\$138,613
99TFTA703	South Omaha Affordable Housing Corp.	Omaha	TA	\$25,000	\$98,622	\$123,622	NA	4.9	\$312,712
99TFTA704	Family Housing Advisory Services	Omaha	TA	\$25,000	\$179,400	\$204,400	NA	8.1	\$566,651

Grant Number	Name of Recipient	Location(s)	Activity	Amount Awarded	Leverage Amount	Total Project Cost	Units Completed	Employment Generated	Community Investment
99TFTA712	Housing and Neighborhood Developers	Omaha	TA	\$24,000	\$139,500	\$163,500	NA	6.4	\$453,264
99TFTA802	Nebraska Association of CHDOs	Statewide	TA	\$25,000	\$67,772	\$92,772	NA	4.4	\$232,429
99TFTA902	Nee-Shock-Ha-Chee CDC	Winnebago	TA	\$30,872	\$80,163	\$111,035	NA	2.2	\$177,193
00TFATP001	GPPVA Education Center	Statewide	R	\$200,000	\$0	\$200,000	12	4.8	\$482,438
00TFHP102	Panhandle Community Services	Cheyenne County	DP	\$142,494	\$1,294,000	\$1,436,494	2	22.0	\$2,179,825
00TFHP103	High Plains CDC	Dawes, Sheridan, Sioux & Box Butte Counties	DP	\$158,500	\$37,425	\$195,925	14	7.4	\$336,083
00TFHP201	CORE Dev.	Holt County	R/DP	\$250,000	\$167,500	\$417,500	18	7.8	\$684,987
00TFHP203	City of Sargent	Merna, Anselmo, Comstock & Sargent	R	\$400,000	\$36,000	\$436,000	12	14.2	\$1,441,408
00TFHP301	City of Imperial	Imperial	R	\$52,600	\$157,800	\$210,400	1	4.0	\$374,052
00TFHP303	SW NE Community Betterment Corp.	Chase, Dundy, Hayes, Hitchcock & Perkins County	R/DP	\$255,350	\$131,850	\$387,200	14	7.4	\$688,369
00TFHP505	City of Wakefield	Wakefield	DP	\$314,650	\$900,000	\$1,214,650	14	13.3	\$1,585,300
00TFHP506	City of Dakota City	Dakota City	DP	\$158,700	\$1,124,000	\$1,282,700	10	14.7	\$1,866,596
00TFHP507	CORE Dev.	Antelope County	DP	\$55,994	\$109,725	\$165,719	12	2.2	\$234,612

Grant Number	Name of Recipient	Location(s)	Activity	Amount Awarded	Leverage Amount	Total Project Cost	Units Completed	Employment Generated	Community Investment
00TFHP601	Blue Valley Community Action	Butler, Fillmore, Gage, Polk, Jefferson, Saline, Seward, Thayer, & York Counties	DP	\$300,000	\$3,090,910	\$3,390,910	60	48.5	\$5,116,885
00TFHP701	City of Omaha	Omaha	DP	\$676,762	\$1,036,200	\$1,712,962	39	67.5	\$4,748,776
00TFHP801	City of Lincoln	Lincoln	DP/R/NC	\$349,804	\$2,720,000	\$3,069,804	5	58.2	\$6,254,063
00TFHP901	Northern Ponca Housing Authority	Federal Designated Service Area	R	\$192,000	\$17,100	\$209,100	5	4.8	\$425,450
00TFPD401	City of Genoa	Genoa	PD	\$4,500	\$2,200	\$6,700	NA	0.3	\$31,512
00TFPD501	City of Crofton	Crofton	PD	\$4,500	\$500	\$5,000	NA	0.1	\$10,835
00TFPD601	Greater Wahoo Dev. Foundation	Wahoo	PD	\$20,000	\$2,742	\$22,742	NA	0.7	\$45,286
00TFRH102	Scotts Bluff County Housing Authority	Scotts Bluff County	NC	\$163,500	\$474,500	\$638,000	7	10.3	\$1,114,203
00TFRH202	City of Albion	Albion	NC	\$221,500	\$411,061	\$632,561	8	8.3	\$895,530
00TFRH302	Bethpage, Inc.	Lexington & Holdrege	NC	\$40,000	\$543,583	\$583,583	6	11.6	\$1,075,418
00TFRH402	Hastings/Adams County HDC	Hastings	NC	\$168,500	\$1,477,251	\$1,645,751	16	25.3	\$2,858,269
00TFRH502	Catholic Charities	Columbus	NC	\$250,000	\$0	\$250,000	24	3.4	\$399,309
00TFRH503	Northeast Housing Initiative	West Point	NC	\$164,958	\$485,042	\$650,000	8	7.6	\$878,456
00TFRH504	Columbus Dev. Corp.	Columbus	NC	\$460,693	\$1,413,851	\$1,874,544	12	25.6	\$2,994,092

Grant Number	Name of Recipient	Location(s)	Activity	Amount Awarded	Leverage Amount	Total Project Cost	Units Completed	Employment Generated	Community Investment
00TFRH505	Good Sheppard Assisted Living Center	Blair	NC	\$27,538	\$1,360,733	\$1,388,271	20	15.8	\$2,066,743
00TFRH603	Southeast Community College	Beatrice	NC	\$131,251	\$902,779	\$1,034,030	10	14.4	\$1,560,500
00TFRH609	Seward County Housing Corp.	Seward	NC	\$373,000	\$935,546	\$1,308,546	16	17.8	\$1,980,332
00TFRH610	Nemaha County Economic Dev. Alliance	Johnson, Auburn & Nemaha	NC	\$400,000	\$1,299,421	\$1,699,421	16	5.3	\$602,369
00TFRH701	Douglas County Housing Authority	Omaha	NC	\$200,000	\$2,057,103	\$2,257,103	20	37.3	\$4,581,940
00TFRH702	South Omaha Affordable Housing Corp.	Omaha	NC	\$340,980	\$3,776,020	\$4,117,000	30	68.1	\$8,357,548
00TFRH801	Lincoln Civic Housing	Lincoln	NC	\$350,000	\$6,012,609	\$6,362,609	20	107.9	\$12,187,190
00TFSD101	Panhandle Community Services	Sidney	DP	\$150,000	\$3,206,200	\$3,356,200	9	51.3	\$5,092,907
00TFSD102	Scotts Bluff County Housing Authority	Gering	I	\$200,000	\$290,500	\$490,500	15	11.5	\$845,228
00TFSD501	City of Norfolk	Norfolk	I	\$400,000	\$5,347,165	\$5,747,165	32	97.8	\$10,015,268
00TFTA301	SW NE Community Betterment Corp.	Grant	TA	\$25,000	\$0	\$25,000	NA	0.9	\$42,872
00TFTA701	Holy Name Housing Corp.	Omaha	TA	\$25,000	\$127,847	\$152,847	NA	5.9	\$426,945
00TFTA704	Omaha Habitat for Humanity	Omaha	TA	\$25,000	\$65,000	\$90,000	NA	6.3	\$454,573

Grant Number	Name of Recipient	Location(s)	Activity	Amount Awarded	Leverage Amount	Total Project Cost	Units Completed	Employment Generated	Community Investment
00TFTA705	Family Housing Advisory Services	Omaha	TA	\$25,000	\$259,000	\$284,000	NA	11.0	\$793,298
00TFTA802	Nebraska Housing Resource	Lincoln	TA	\$25,000	\$25,000	\$50,000	NA	0.8	\$95,771
00TFTA901	Native Council on Economic and CD	Walthill	TA	\$25,000	\$40,000	\$65,000	NA	1.3	\$106,352
01TFATP001	GPPVA Education Center	Statewide	R	\$200,000	\$0	\$200,000	5	4.8	\$482,438
01TFHP001	Nebraska Housing Resource	Statewide	NC	\$100,000	\$53,250	\$153,250	4	3.7	\$369,668
01TFHP202	City of Atkinson	Atkinson, Emmet, Spencer, Bristow, Butte & Lynch	DP/R	\$400,000	\$427,500	\$827,500	18	11.3	\$1,166,969
01TFHP302	SW NE Community Betterment Corp.	Chase, Dundy, Hayes, Hitchcock & Perkins County	R	\$333,900	\$116,900	\$450,800	21	8.6	\$801,438
01TFHP402	Hastings/ Adams County HDC	Hastings	DP	\$94,500	\$553,000	\$647,500	10	9.8	\$1,124,550
01TFHP403	Mid-Nebraska Community Action	Buffalo County	R	\$400,000	\$36,400	\$436,400	17	7.0	\$741,954
01TFHP501	Village of Leigh	Burt, Cedar, Colfax, Cuming, Dixon, Dodge, Madison, Pierce, Platte, Stanton, Thurston & Wayne Counties	DP	\$400,000	\$1,586,172	\$1,986,172	29	25.9	\$2,657,532

Grant Number	Name of Recipient	Location(s)	Activity	Amount Awarded	Leverage Amount	Total Project Cost	Units Completed	Employment Generated	Community Investment
01TFHP503	Elkhorn Valley CDC	Norfolk	R/DP	\$410,000	\$1,575,000	\$1,985,000	18	33.8	\$3,459,150
01TFHP701	City of Omaha	Omaha	NC	\$445,238	\$0	\$445,238	32	7.8	\$905,100
01TFHP801	City of Lincoln	Lincoln	NC	\$230,134	\$667,000	\$897,134	12	4.1	\$441,611
01TFIN602	Blue Valley Community Action	Wymore	SI	\$50,000	\$15,000	\$65,000	2	0.9	\$98,085
01TFPD605	Syracuse Housing Dev.	Syracuse	PD	\$17,000	\$0	\$17,000	NA	0.3	\$25,653
01TFPD606	Beatrice Housing Agency	Beatrice	PD	\$17,500	\$0	\$17,500	NA	0.2	\$26,407
01TFPD801	Southeast Nebraska Affordable Housing Council	Lincoln	PD	\$56,380	\$0	\$56,380	NA	1.0	\$108,189
01TFRH104	Cirrus House, Inc.	Scottsbluff	NC	\$385,181	\$1,788,416	\$2,173,597	29	35.0	\$3,795,981
01TFRH201	Keyapaha Housing Corp.	Valentine	NC	\$50,000	\$538,015	\$588,015	8	8.0	\$829,239
01TFRH202	Pilgrim/OEDC Dev. Corp.	Omaha	NC	\$50,000	\$50,000	\$0	20	1.9	\$139,665
01TFRH301	Keith County Housing Dev. Corp.	Ogallala	NC	\$401,400	\$961,812	\$1,363,212	16	24.1	\$2,078,731
01TFRH501	Fremont Housing Authority	Fremont	NC	\$376,000	\$4,055,692	\$4,431,692	39	75.4	\$7,722,866
01TFRH701	New Creations	Omaha	NC	\$100,000	\$0	\$100,000	19	3.9	\$279,330
01TFTA001	Nebraska Housing Resource	Statewide	OS	\$40,000	\$4,000	\$44,000	NA	0.8	\$84,433
01TFTA301	SW NE Community Betterment Corp.	Grant	OS	\$25,000	\$0	\$25,000	NA	0.9	\$42,872

Grant Number	Name of Recipient	Location(s)	Activity	Amount Awarded	Leverage Amount	Total Project Cost	Units Completed	Employment Generated	Community Investment
01TFTA502	Native Council on Economic and CD	Macy & Walthill	OS	\$25,000	\$0	\$25,000	NA	0.5	\$40,905
01TFTA702	South Omaha Affordable Housing Corp.	Omaha	OS	\$25,000	\$0	\$25,000	NA	1.0	\$69,833
01TFTA703	Family Housing Advisory Services	Omaha	OS	\$25,000	\$0	\$25,000	NA	1.0	\$69,833
01TFTA704	Omaha 100, Inc.	Omaha	OS	\$25,000	\$0	\$25,000	NA	1.0	\$69,833
01TFTA801	Nebraska Association of CHDOs	Statewide	OS	\$25,000	\$123,325	\$148,325	NA	1.0	\$115,883
02TFHP001	Nebraska Housing Developers	Statewide	OS	\$200,000	\$16,800	\$216,800	NA	5.2	\$522,963
02TFHP103	Housing Authority - Scotts Bluff	Gering	NC	\$200,000	\$86,830	\$286,830	5	6.7	\$494,289
02TFHP302	West Central Nebraska Dev. Dist.	Brady, Farnam, Maxwell	NC	\$135,000	\$213,000	\$348,000	1	4.4	\$514,509
02TFHP306	SW NE Community Betterment Corp.	Grant	NC	\$154,000	\$0	\$154,000	12	1.9	\$219,942
02TFHP308	Keith County Housing Dev. Corp.	Ogallala	DP	\$31,000	\$0	\$31,000	5	0.6	\$62,216
02TFHP507	City of Norfolk	Norfolk	NC	\$531,800	\$1,532,300	\$2,064,100	6	35.1	\$3,596,994
02TFHP601	City of Seward	Seward	DP	\$308,000	\$1,100,000	\$1,408,000	21	19.1	\$2,130,844
02TFHP701	City of Omaha	Omaha	NC/R	\$352,200	\$2,224,000	\$2,576,200	0	43.7	\$5,226,907
02TFHP801	Nebraska Housing Resource	Statewide	NC	\$200,000	\$20,000	\$220,000	3	3.5	\$421,392

Grant Number	Name of Recipient	Location(s)	Activity	Amount Awarded	Leverage Amount	Total Project Cost	Units Completed	Employment Generated	Community Investment
02TFHP802	City of Lincoln	Lincoln	NC	\$244,800	\$560,000	\$804,800	9	15.3	\$1,639,815
02TFRH301	Lincoln County CDC	North Platte	NC	\$400,000	\$3,592,664	\$3,991,664	49	66.2	\$6,796,987
02TFRH302	NAF Senior Housing II, Inc.	Imperial	NC	\$50,000	\$625,700	\$675,700	8	12.8	\$1,201,269
02TFRH503	Fremont Housing Authority	Fremont	NC	\$400,000	\$2,280,500	\$2,680,500	32	45.6	\$4,671,160
02TFRH603	City of Beatrice	Beatrice	R	\$250,000	\$2,230,000	\$2,480,000	0	36.8	\$3,748,484
02TFRH608	Syracuse Housing Dev.	Syracuse	NC	\$292,005	\$864,000	\$1,156,005	12	20.4	\$1,744,412
02TFTA103	High Plains CDC	Chadron area	OS	\$114,000	\$3,400	\$117,400	NA	1.4	\$64,155
02TFTA301	Keith County CDC	Ogallala	OS	\$10,325	\$13,942	\$24,267	NA	0.2	\$17,235
02TFTA302	SW NE Community Betterment Corp.	Grant	OS	\$74,000	\$3,400	\$77,400	NA	0.6	\$53,414
02TFTA303	Lincoln County CDC	North Platte	OS	\$114,000	\$20,000	\$134,000	NA	0.9	\$91,950
02TFTA306	McCook Economic Dev. Corp.	McCook	OS	\$118,378	\$4,000	\$122,378	NA	0.7	\$70,499
02TFTA401	Mid-Nebraska Community Services	Kearney	OS	\$120,000	\$4,000	\$124,000	NA	0.7	\$74,807
02TFTA402	Hastings/ Adams County HDC	Hastings	OS	\$114,000	\$3,400	\$117,400	NA	0.6	\$64,955
02TFTA501	Wayne County CDC	Wayne	OS	\$20,000	\$20,000	\$40,000	NA	0.4	\$52,206
02TFTA502	Northeast Housing Initiative	Cedar, Dixon, Knox & Pierce Counties	OS	\$114,000	\$57,000	\$171,000	NA	1.2	\$128,055

Grant Number	Name of Recipient	Location(s)	Activity	Amount Awarded	Leverage Amount	Total Project Cost	Units Completed	Employment Generated	Community Investment
02TFTA503	Ho-Chunk Community Dev. Corp.	Winnebago	OS	\$125,000	\$4,000	\$129,000	NA	0.7	\$70,430
02TFTA504	Three Rivers Dev. Corp. (Burt / Washington County CHDO)	Burt/ Washington County	OS	\$120,000	\$0	\$120,000	NA	0.7	\$69,705
02TFTA505	Elkhorn Valley CDC	Norfolk	OS	\$114,000	\$3,400	\$117,400	NA	0.6	\$65,175
02TFTA601	Blue Valley Community Action, Inc.	Fairbury	OS	\$114,000	\$3,400	\$117,400	NA	0.5	\$56,436
02TFTA602	SE Nebraska Affordable Housing	Lincoln	OS	\$20,000	\$20,000	\$40,000	NA	0.7	\$71,878
02TFTA702	S. Omaha Afford Housing Corp.	Omaha	OS	\$20,000	\$30,205	\$50,205	NA	2.0	\$140,225
02TFTA703	Omaha 100, Inc.	Omaha	OS	\$20,000	\$20,000	\$40,000	NA	0.7	\$81,314
02TFTA704	Family Housing Advisory Services	Omaha	OS	\$20,000	\$20,000	\$40,000	NA	0.7	\$81,314
02TFTA801	Nebraska Housing Resource	Statewide	OS	\$114,000	\$3,400	\$117,400	NA	0.6	\$71,637
02TFTA802	Lincoln Action Program	Lancaster and Saunders Counties	OS	\$80,000	\$28,700	\$108,700	NA	1.2	\$150,100
02TFTA803	Nebraska Association of CHDOs	Statewide	OS	\$129,000	\$3,400	\$132,400	NA	0.7	\$81,714
03TFDH501	Northeast NE Econ. Dev. District	Coleridge	NC	\$116,000	\$11,500	\$127,500	0	3.1	\$259,331
03TFDH601	Blue Valley Community Action	Deshler	NC	\$197,000	\$390,000	\$587,000	0	8.4	\$886
03TFHP204	Northeast Housing Initiative	Knox County	R	\$200,000	\$16,800	\$216,800	1	5.2	\$440,965

Grant Number	Name of Recipient	Location(s)	Activity	Amount Awarded	Leverage Amount	Total Project Cost	Units Completed	Employment Generated	Community Investment
03TFHP303	Keith County	Keith County	DP	\$56,000	\$400,000	\$456,000	7	8.0	\$691,949
03TFHP601	Lincoln Action Program	Lancaster County	DP	\$400,000	\$2,846,000	\$3,246,000	0	56.6	\$7,092,044
03TFRH201	Village of Page	Page	NC	\$95,300	\$72,300	\$167,600	2	2.8	\$292,067
03TFRH501	City of Norfolk	Norfolk	NC	\$400,000	\$1,776,500	\$2,176,500	24	37.2	\$3,792,871
03TFRH605	Southeast Nebraska Affordable Housing Council	Syracuse & Tecumseh	NC	\$450,000	\$1,360,480	\$1,810,480	0	31.9	\$2,732,015
03TFRH607	MLH Nebraska Housing Corp.	Lincoln & York	NC	\$100,000	\$1,154,826	\$1,254,826	10	23.8	\$2,556,763
03TFRH902	Omaha Tribal Housing Authority	Macy	NC	\$307,000	\$3,034,681	\$3,341,681	0	43.7	\$4,776,859
	South Central Behavioral Services	Hastings	NC	\$300,000	\$1,500,000	\$1,800,000	0	27.7	\$3,126,162
03TFTA103	Western Nebraska Housing Opportunities	Scotts Bluff County	OS	\$40,000	\$4,000	\$44,000	NA	1.0	\$75,824
03TFTA502	Wayne CHDO	Pender, Homer, Jackson, Hubbard, and Cumming County	OS	\$80,000	\$4,000	\$84,000	NA	1.9	\$84,070
03TFTA603	SE Nebraska Affordable Housing	Lincoln	OS	\$40,000	\$4,000	\$44,000	NA	1.6	\$88,016
04TFDH601	Lincoln Action Program	Southern Lancaster County including Hallam	R	\$400,000	\$40,000	\$440,000	0	7.7	\$961,337

Grant Number	Name of Recipient	Location(s)	Activity	Amount Awarded	Leverage Amount	Total Project Cost	Units Completed	Employment Generated	Community Investment
04TFDH602	Blue Valley Community Action	Gage, Saline and Cass Counties	R	\$400,000	\$174,000	\$574,000	0	7.8	\$866,166
04TFHO207	CORE Dev.	Brunswick, Chambers, Clearwater, Elgin, Ewing, Inman, Oakdale, Orchard, Page, Royal and Neligh	R	\$300,000	\$30,000	\$330,000	0	4.4	\$467,188
04TFHP103	Western Nebraska Housing Opportunities	Scotts Bluff County	DP	\$146,600	\$736,000	\$882,600	0	14.2	\$1,541,372
04TFHP202	Northeast Housing Initiative	Knox County	R	\$119,980	\$200,550	\$320,530	0	7.7	\$651,949
04TFHP305	SW NE Community Betterment Corp.	Perkins, Chase, Dundy, Hitchcock and Hayes Counties	R	\$170,000	\$14,490	\$184,490	0	3.5	\$327,989
04TFHP703	City of Omaha	Omaha	NC	\$416,000	\$661,000	\$1,077,000	0	18.3	\$2,185,148
04TFHP802	Neighborhoods, Inc.	Lincoln	NC	\$270,000	\$1,378,541	\$1,648,541	0	31.3	\$3,358,974
04TFHP803	Neighborhoods, Inc.	Lincoln	DP	\$280,000	\$1,867,741	\$2,147,741	0	40.8	\$4,376,116
04TFTA902	ISANTI Comm. Res. Org.	Santee	OS	\$40,000	\$16,640	\$56,640	NA	0.9	\$90,662
04TFTA903	Native Council on Economic & CD	Walthill	OS	\$40,000	\$69,984	\$109,984	NA	1.7	\$176,049
05TFHP109	High Plains CDC	Chadron, Crawford, Harrison, Alliance, Hemingford, Gordon, Rushville and Hay Springs	DPA	\$120,000	\$26,800	\$146,800	18	5.5	\$251,816



Grant Number	Name of Recipient	Location(s)	Activity	Amount Awarded	Leverage Amount	Total Project Cost	Units Completed	Employment Generated	Community Investment
05TFHO351	Lincoln County CDC	Brady, Hershey, Maxwell, North Platte, Sutherland, Wallace and Wellfleet	OOR	\$100,000	\$30,000	\$130,000	5	2.2	\$221,363
05TFHP316	McCook EDC	McCook	PRR	\$200,000	\$93,300	\$293,300	6	4.6	\$469,941
05TFHO318	Community Action Partnership of Mid-Nebraska	Furnas, Frontier, Red Willow counties	OOR	\$300,000	\$15,000	\$315,000	18	4.9	\$504,710
05TFHP148	Western Nebraska Housing Opportunities	Scotts Bluff county	PRR	\$200,000	\$116,000	\$316,000	7	5.1	\$551,862
05TFHTA101	High Plains CDC	Western Nebraska	OS	\$50,000	\$34,872	\$84,872	0	3.2	\$145,587
05TFHP103	Western Nebraska Housing Opportunities	Scotts Bluff county	DPA	\$146,600	\$736,000	\$882,600	8	14.2	\$1,541,372
05TFHO624	Beatrice	Beatrice	OOR	\$500,000	\$5,000	\$505,000	11	7.5	\$763,300
05TFHP821	NeighborhoodWorks	Lincoln	DPA/Rehab	\$400,000	\$1,932,000	\$2,332,000	10	44.3	\$4,751,551
05TFHP822	NeighborhoodWorks	Lincoln	NC	\$300,000	\$1,084,703	\$1,384,703	18	26.3	\$2,821,392
05TFRH626	Southeast Affordable Housing Council	Nebraska City, Auburn	NC	\$350,000	\$1,917,175	\$2,467,175	15	43.5	\$3,772,968
05TFHP611	Southeast Nebraska Community Action	Nemaha, Otoe, Richardson, Saunders Counties	DPA/Rehab	\$350,000	\$978,400	\$1,328,400	16	20.0	\$2,096,006

Grant Number	Name of Recipient	Location(s)	Activity	Amount Awarded	Leverage Amount	Total Project Cost	Units Completed	Employment Generated	Community Investment
05TFHTA244	Central Nebraska Economic Dev., Inc.	Blaine, Boyd, Cherry, Custer, Garfield, Greely, Holt, Howard, Keya Paha, Loup, Rock, Sherman, Valley and Wheeler Counties	OS	\$120,000	\$24,372	\$144,372	0	0.6	\$60,654
05TFHP427	Housing Dev. Corp.	Hastings	NC	\$263,000	\$869,000	\$1,132,000	8	17.1	\$1,966,009
05TFHO417	Community Action Partnership of Mid-Nebraska	Franklin, Webster Counties	OOR	\$250,000	\$24,000	\$274,000	12	4.3	\$439,018
05TFHP215	CORE, Inc.	Antelope, Holt Counties	DPA	\$192,000	\$375,000	\$567,000	14	7.5	\$802,714
05TFHO254	CORE, Inc.	Antelope, Holt Counties	OOR	\$200,000	\$20,000	\$220,000	9	2.9	\$311,459
05TFRH402	Sutton Housing Agency	Sutton	NC	\$337,000	\$689,900	\$1,026,900	8	13.5	\$1,453,804
05TFHO252	Northeast Economic Dev., Inc.	Boone, Antelope, Holt Counties	OOR	\$200,000	\$16,300	\$216,300	9	2.9	\$304,377
05TFPD412	Housing	Harvard	PD	\$136,000	\$15,000	\$151,000	0	1.9	\$219,374
05TFDH401	Housing Dev. Corp.	Hall, Adams Counties	DH	\$738,000	\$0	\$738,000	82	12.8	\$1,332,807
05TFHO534	Norfolk	Norfolk	OOR	\$196,500	\$0	\$196,500	9	3.3	\$342,430

Grant Number	Name of Recipient	Location(s)	Activity	Amount Awarded	Leverage Amount	Total Project Cost	Units Completed	Employment Generated	Community Investment
05TFHO553	Northeast Economic Dev., Inc.	Burt, Cedar, Colfax, Cuming, Dakota, Dixon and Dodge Counties Rural Douglas, Madison, Pierce, Stanton, Thurston, Wasington and Wayne	OOR	\$300,000	\$24,000	\$324,000	14	4.3	\$455,932
05TFHO750	Omaha	OIC, Highland South Neighborhoods in Omaha	OOR	\$766,800	\$125,000	\$891,800	36	15.2	\$1,809,392
05TFHP746	Omaha	Charles Place Dev. in Omaha	DPA	\$551,200	\$1,335,200	\$1,886,400	12	32.1	\$3,827,357
05TFHP535	Wayne	Wayne	DPA	\$178,000	\$720,000	\$898,000	8	9.0	\$1,172,025
05TFRH504	Wisner	Wisner	Rental	\$70,000	\$70,000	\$140,000	8	1.4	\$182,721
05TFRH503	Progress Corp.	Oakland	Rental	\$49,500	\$49,500	\$99,000	16	1.0	\$129,210
05TFRH751	Midwest Housing Equity Group		NC	\$190,000	\$3,145,000	\$3,335,000	18	56.8	\$6,766,452
05TFHO1001	Nebraska Housing Developers Assoc.	Statewide	OOR	\$200,000	\$220,000	\$420,000	22	2.1	\$246,870
06TFHO409	Housing Dev. Corp.	Adams, Clay, Hall, Nuckols, Webster Counties	OOR	\$236,000	\$44,000	\$280,000	8	4.9	\$505,672
06TFHO502	Rebuilding Together	Omaha	OOR	\$159,000					
06TFHO835	Lincoln Action Program	Lincoln	OOR	\$257,900	\$4,300	\$262,200	9	5.0	\$534,244

Grant Number	Name of Recipient	Location(s)	Activity	Amount Awarded	Leverage Amount	Total Project Cost	Units Completed	Employment Generated	Community Investment
06TFHP101	High Plains CDC	Box Butte, Dawes, Sheridan, & Sioux Counties	DPA	\$100,000	\$40,000	\$140,000	2	2.2	\$237,033
06TFHP2107	Northeast Housing Initiative	Knox, Antelope counties	PRR	\$150,000	\$260,000	\$410,000	8	9.8	\$833,928
06TFHP326	McCook Economic Dev. Corp.	McCook	PRR	\$95,400	\$0	\$95,400	30	1.5	\$161,521
06TFHP401	Housing Dev. Corp.	Harvard	PRR/DP	\$284,000	\$424,000	\$708,000	13	8.9	\$1,028,588
06TFHP413	Ravenna	Ravenna	DP	\$202,800	\$534,750	\$737,550	6	11.8	\$1,253,960
06TFHP555	Stanton	Stanton	NC/DP	\$237,800	\$370,949	\$608,749	3	8.1	\$856,630
06TFHP577	Norfolk	Norfolk	NC	\$400,000	\$4,563,500	\$4,963,500	35	84.8	\$8,649,628
06TFHP579	Pender Economic Dev.	Pender	NC/DP	\$115,400	\$83,600	\$199,000	2	3.1	\$318,535
06TFHP581	Northeast Economic Dev.	Burt, Cedar, Colfax, Cuming, Dakota, Dixon, Dodge, Douglas, Madison, Pierce, Platte, Stanton, Thurston, Washington, Wayne Counties	DP	\$365,700	\$45,300	\$411,000	17	5.5	\$578,358
06TFHP631	York Housing Authority	York	DP	\$342,000	\$1,000,000	\$1,342,000	8	25.5	\$2,734,384
06TFHP643	Thayer County	Thayer County	DP	\$250,000	\$512,000	\$762,000	8	3.2	\$366,305
06TFHP759	Omaha	Omaha	NC/DP	\$800,000	\$2,090,000	\$2,890,000	18	49.2	\$5,863,582
06TFHR801	Lincoln	Lincoln	OOR	\$250,000	\$32,500	\$282,500	33	5.4	\$575,606

Grant Number	Name of Recipient	Location(s)	Activity	Amount Awarded	Leverage Amount	Total Project Cost	Units Completed	Employment Generated	Community Investment
06TFHP832	Neighborhoods, Inc.	Lincoln	PRR/DP	\$320,000	\$965,500	\$1,285,500	11	24.4	\$2,619,262
06TFHP834	Lincoln Action Program	Clinton Neighborhood	PRR	\$398,600	\$423,400	\$822,000	7	15.6	\$1,674,860
06TFDR617	Blue Valley Community Action	Hebron	DR	\$194,700	\$5,500	\$200,200	8	0.9	\$96,239
06TFDR618	Blue Valley Community Action	Beatrice	DR	\$404,400	\$6,500	\$410,900	16	6.1	\$621,069
06TFDR701	Midwest Housing Dev. Fund, Inc.	3525 Evans, Omaha	DR	\$230,745	\$9,755	\$240,500	18	4.1	\$487,956
06TFDR833	Lincoln Action Program	Jonna Court, Lincoln	DR	\$516,471	-\$305,471	\$211,000	8	4.0	\$429,921
06TFRH101	Cirrus House, Inc.	Scottsbluff	NC	\$72,725	\$1,011,803	\$1,084,528	8	17.4	\$1,894,019
06TFRH5112	Douglas County Housing Authority	Valley	NC	\$600,000	\$1,661,882	\$2,261,882	12	38.5	\$4,589,180
06TFRH701	New Community Dev. Corp.	Omaha	NC	\$300,000	\$8,221,632	\$8,521,632	51	145.0	\$17,289,720
06TFRH9103	Southeast NE Affordable Housing Council	Crete	NC	\$432,551	\$2,756,134	\$3,188,685	24	43.3	\$4,811,726
06TFDR9102	Gordon Housing Authority	Gordon	R	\$150,000	\$0	\$150,000	5	2.4	\$253,963
06TFRH1093	Panhandle Community Services	Sidney	NC	\$100,000	\$620,100	\$720,100	6	11.5	\$1,219,194
06TFTA9001	NE Housing Developers Association	Statewide	OS	\$20,000	\$52,000	\$72,000		1.2	\$121,902

Grant Number	Name of Recipient	Location(s)	Activity	Amount Awarded	Leverage Amount	Total Project Cost	Units Completed	Employment Generated	Community Investment
06TFTA1001	NE Housing Developers Association	Statewide	OS	\$80,000	\$18,723	\$98,723	0	0.3	\$34,517
06TFTA157	Panhandle Community Services	Banner, Cheyenne, Deuel, Garden, Kimball, Morrill, Scotts Bluff Counties	OS	\$40,000	\$48,500	\$88,500	0	1.4	\$154,556
06TFTA192	High Plains CDC	Box Butte, Dawes, Sheridan, Sioux Counties	OS	\$50,000	\$52,659	\$102,659	0	3.8	\$176,098
06TFTA307	Community Action Partnership of Mid-Nebraska	Frontier, Furnas, Gosper Counties	OS	\$20,000	\$20,000	\$40,000	0	0.2	\$16,023
06-TFTA323	McCook Economic Dev. Corp.	McCook	OS	\$64,000	\$90,000	\$154,000	0	2.4	\$246,747
06TFTA364	Keith County HDC	Keith County	OS	\$80,000	\$1,250	\$81,250	0	0.7	\$62,901
06TFTA374	Lincoln County CDC	Lincoln County	OS	\$80,000	\$22,500	\$102,500	0	1.1	\$106,425
06TFTA406	Community Action Partnership of Mid-Nebraska	Adams, Buffalo, Clay, Franklin, Harlan, Kearney, Nuckolls, Phelps, Webster Counties	OS	\$60,000	\$0	\$60,000	0	0.5	\$54,179
06TFTA528	Wayne Community HDC	Wayne, Cuming, Thurston Counties	OS	\$120,000	\$31,000	\$151,000	0	0.7	\$92,666
06TFTA705	GESU Housing	Clifton Hills in Omaha	OS	\$80,000	\$86,000	\$166,000	0	2.1	\$255,644

Grant Number	Name of Recipient	Location(s)	Activity	Amount Awarded	Leverage Amount	Total Project Cost	Units Completed	Employment Generated	Community Investment
06TFTA9100	Omaha	Omaha	OS	\$31,800	\$30,000	\$61,800	0	1.1	\$125,387
06TFTA950	Nebraska Housing Developers Association	Statewide	OS	\$10,600	\$10,600	\$21,200	0	0.1	\$12,461
06TFTA952	Nebraska Housing Developers Association	Statewide	OS	\$48,400	\$63,600	\$112,000	0	0.6	\$65,832
06TFTA994	High Plains CDC	Western Nebraska	OS	\$20,000	\$0	\$20,000	0	0.8	\$34,307
06TFTA9104	Northeast Economic Dev.	Platte Center	OS	\$3,200	\$0	\$3,200	0	0.7	\$74,722
06TFHP998	Omaha	Omaha	OS	\$249,100	\$0	\$249,100	0	1.1	\$125,387
07TFTA1013	High Plains CDC	Chadron	TA	\$60,000	\$68,400	\$128,400	0	4.8	\$220,253
07TFTA9074	NHDA	Statewide	TA	\$22,000	\$0	\$22,000	0	0.1	\$12,931
07TFTA5096	ISANTI	Santee	TA	\$120,000	\$0	\$120,000	0	1.9	\$192,081
07TFTHP1014	High Plains CDC	Dawes, Sheridan, Box Butte and Sheridan Counties	DPA	\$101,760	\$25,600	\$127,360	8	4.7	\$218,469
07TFTHP1025	WNHO	Scottsbluff County	DPA	\$242,900	\$896,500	\$1,139,400	38	18.4	\$1,989,847
07TFTHP2031	CNED, Inc.	O'Neill	NC	\$420,200	\$1,309,800	\$1,730,000	8	23.6	\$2,384,805
07TFTHP2033	CNED, Inc.	17 County Area N Central NE	DPA	\$150,000	\$26,050	\$176,050	7	2.4	\$242,685
07TFTHP3022	Keith County	Keith County	DPA	\$106,000	\$1,150,000	\$1,256,000	19	21.3	\$1,915,240
07TFTHO3054	SW NE Community Betterment Corp.	Perkins County	OOR	\$200,000	14400	\$214,400	9	4.1	\$380,452
07TFTHP3055	SW NE Community Betterment Corp.	Chase, Dundy, Hitchcock & Perkins Counties	DPA	\$200,000	\$14,000	\$214,000	20	4.1	\$380,452

Grant Number	Name of Recipient	Location(s)	Activity	Amount Awarded	Leverage Amount	Total Project Cost	Units Completed	Employment Generated	Community Investment
07TFTHP4069	HDC	Hastings	NC	\$258,100	\$701,000	\$959,100	6	16.8	\$1,732,107
07TFTHP4071	HDC	Grand Island	PRR	\$295,000	\$645,000	\$940,000	10	16.5	\$1,697,613
07TFTHP5019	NED, Inc.	15 Counties NE	DPA	\$400,000	\$189,000	\$589,000	12	7.8	\$830,401
07TFTHP5044	City of Wayne	Wayne	DPA	\$387,416	\$2,340,525	\$2,727,941	17	27.3	\$3,560,373
07TFTHO7087	Omaha	Omaha	OOR	\$300,000	\$104,400	\$404,400	12	7.2	\$820,494
07TFTHP7087	Thayer County	Thayer County	DPA	\$175,000	\$360,000	\$535,000	6	2.2	\$257,183
07TFTHP6057	Midwest Housing Initiatives, Inc.	Seward	NC	\$478,800	\$1,210,000	\$1,688,800	10	22.9	\$2,555,802
07TFTHO8037	Neighborhood-Works	Lincoln	OOR	\$258,500	\$4,300	\$262,800	9	5.0	\$535,466
07TFTHP8038	Neighborhood-Works	Lincoln	PRR	\$373,400	\$533,100	\$906,500	7	17.2	\$1,847,032
07TFTHP8039	Neighborhood-Works	Lincoln	PRR	\$266,300	\$228,300	\$494,600	4	9.4	\$1,007,769
07TFTHP8084	Neighborhood-Works	Lincoln	DPA	\$300,000	\$1,000,000	\$1,300,000	10	24.7	\$2,648,806
07TFTHP7088	Omaha	Omaha	DPA	\$800,000	\$2,855,000	\$3,655,000	20	65.1	\$7,416,093
07TFTHP5051	Neighborhood-Works Northeast NE	Colfax and Platte Co.	PRR	\$300,000	\$150,000	\$450,000	10	6.0	\$633,239
07TFDH2078	CNED, Inc.	Central NE	DH	\$240,000	\$0	\$240,000	5	3.3	\$330,840
07TFDH3077	WCNDD	Western Nebraska	DH	\$240,000	\$0	\$240,000	5	9.6	\$411,684
07TFDH4081	MID	Central NE	DH	\$120,000	\$0	\$120,000	5	1.6	\$165,420
07TFDH5079	NED, Inc.	NE Nebraska	DH	\$240,000	\$0	\$240,000	5	3.2	\$337,727
07TFDH6080	BVCA	Southeast NE	DH	\$240,000	\$0	\$240,000	5	3.6	\$362,756
07FRH4061	Midwest Housing Dev. Fund, Inc.	Grand Island	NC	\$397,000	\$4,865,807	\$5,262,807	20	91.3	\$9,504,480

Grant Number	Name of Recipient	Location(s)	Activity	Amount Awarded	Leverage Amount	Total Project Cost	Units Completed	Employment Generated	Community Investment
07TFDR3050	Lincoln County CDC	Hershey & Wallace	RR	\$165,000	\$0	\$165,000	7	2.9	\$280,962
07TFRH5091	Ho Chunk	Winnebago	NC	\$544,700	\$2,610,900	\$3,155,600	20	17.1	\$1,722,860
07TFRH6074	BVCA	Osceola	RR	\$18,000	\$30,000	\$48,000	8	0.7	\$72,551
07TFRH6074	BVCA	Rising City	RR	\$12,000	\$43,000	\$55,000	4	0.8	\$83,132
07TFHP1093	High Plains CDC	Box Butte, Dawes, Sheridan Counties	DPA	\$100,000	\$38,400	\$138,400	23	5.1	\$237,407
07TFRH3016	Dawson County	Dawson County	NC	\$523,329	\$2,589,469	\$3,112,798	18	54.8	\$5,300,472
07TFRH7100	MHDF - Gretna CROWN	Gretna	NC	\$625,000	\$2,344,438	\$2,969,438	15	50.0	\$6,024,751
07TFRH8102	Centerpointe	Lincoln	NC	\$100,000	\$1,223,100	\$1,323,100	10	25.1	\$2,695,874
07TFRH7101	Omaha - Open Door Mission	Omaha	NC	\$450,000	\$11,838,040	\$12,288,040	82	218.7	\$24,931,399
08TFHP4050	HDC	Adams, Cherry, Nuckolls, Webster & Hall Counties	DPA	\$388,050	\$20,000	\$408,050	10	7.1	\$736,927
08TFHP6015	SENCA	Cass, Johnson, Nemaha, Otoe, Pawnee & Richardson Counties	DPA	\$311,300	\$715,800	\$1,027,100	15	17.9	\$1,854,914
08TFHP8034	NHR	Lincoln	DPA	\$318,000	\$2,500,000	\$2,818,000	15	53.5	\$5,741,796
08TFHP8036	NW Lincoln	Lincoln	DPA	\$400,000	\$1,740,000	\$2,140,000	17	40.7	\$4,360,342
08TFHP8039	NW Lincoln	Lincoln	PRR	\$400,000	\$694,200	\$1,094,200	3	20.8	\$2,229,479
08TFHP8040	NW Lincoln	Lincoln	PRR	\$380,500	\$1,474,900	\$1,855,400	6	35.3	\$3,780,457

Grant Number	Name of Recipient	Location(s)	Activity	Amount Awarded	Leverage Amount	Total Project Cost	Units Completed	Employment Generated	Community Investment
08TFHP3013	MID	Frontier, Furnas, Gosper & Red Willow Counties (excluding McCook)	DPA	\$260,000	\$410,000	\$670,000	8	8.9	\$923,595
08TFHO6078	SENCA	Johnson, Nemaha, Pawnee & Richardson Counties	OOR	\$400,000	\$40,000	\$440,000	14	7.7	\$794,628
08TFRH6057	Mosaic	Beatrice	NC	\$100,000	\$1,230,600	\$1,330,600	10	19.8	\$2,011,181
08TFRH4082	St. Paul HA	St. Paul	RR	\$100,000	\$0	\$100,000	8	1.4	\$141,948
08TFRH1020	WNHO	City of Scottsbluff	RR	\$998,915	\$335,000	\$1,333,915	14	21.5	\$2,329,548
08TFRH1084	Elmwood Village LP	City of Scottsbluff	DR	\$215,000	\$35,000	\$250,000	30	4.0	\$486,600
08TFRH4092	Holdrege Housing Partners	Holdrege	RR	\$369,362	\$13,500	\$382,862	32	7.6	\$705,532
08TFRH3091	Cozad Housing Partners	Cozad	RR	\$410,117	\$15,894	\$426,011	32	7.5	\$725,412
08TFRH4085	Aurora Housing Partners	Aurora	RR	\$202,943	\$9,900	\$212,843	18	3.7	\$362,429
08TFHP3047	LCCDC	North Platte	PRR	\$140,000	\$0	\$140,000	3	1.5	\$145,361
08TFHP5012	NW Northeast	Schuyler	NC/DPA	\$220,000	\$112,000	\$332,000	2	4.4	\$467,190
08TFHP5044	NED, Inc.	Wisner & Norfolk	NC/DPA	\$400,000	\$582,000	\$982,000	5	9.8	\$1,281,657
08TFRH6081	Blue Valley Behavioral Health Center	Beatrice	NCR	\$304,392	\$736,223	\$1,040,615	3	15.4	\$1,572,873
08TFHO6099	BVCA	Gage, Jefferson, Saline & Thayer Co.	OOR	\$378,000	\$30,000	\$408,000	14	6.1	\$616,686
08TFRH5098	Housing Authority of Wisner	Wisner	RR	\$46,050	\$0	\$46,050	2	0.5	\$60,103

Grant Number	Name of Recipient	Location(s)	Activity	Amount Awarded	Leverage Amount	Total Project Cost	Units Completed	Employment Generated	Community Investment
08TFHP7103	City of Omaha	Omaha	DPA	\$330,000	\$530,000	\$860,000	8	15.3	\$1,744,869
08TFRH7110	NED, Inc.	Norfolk	DPA	\$200,000	\$0	\$200,000	8	3.4	\$348,529
08TFHO1093	PADD	Chadron, Crawford, & Hemingford	OOD	\$100,000	\$0	\$100,000	5	3.7	\$171,537
08TFHP1112	WNHO	Scottsbluff County	PRR	\$100,000	\$297,500	\$397,500	4	6.4	\$694,194
08TFTA5111	Native Council	Thurston County & Omaha Indian Reservation	TA	\$40,000	\$4,000	\$44,000	0	0.2	\$24,023
09TFTA8019	Neighborhood-Works Lincoln	City of Lincoln & Lancaster County	TA	\$40,000	\$0	\$40,000	0	0.8	\$81,502
09TFTA2031	CNED, Inc.	Blaine, Boyd, Brown, Cherry, Custer, Garfield, Greeley, Hamilton, Holt, Howard, Keya Paha, Loup, Merrick, Rock, Sherman, Valley, & Wheeler Counties	TA	\$40,000	\$6,000	\$46,000	0	0.8	\$63,411
09TFTA1016	High Plains CDC	Dawes, Sheridan, Box Butte & Sioux Counties	TA	\$30,000	\$15,080	\$45,080	0	1.0	\$77,329
09TFHP2037	Loup City	Loup City	NC/DPA	\$390,000	\$975,870	\$1,365,870	3	19.2	\$1,889,726

Grant Number	Name of Recipient	Location(s)	Activity	Amount Awarded	Leverage Amount	Total Project Cost	Units Completed	Employment Generated	Community Investment
09TFTA3024	LCDDC	Lincoln County: Brady, Hershey, Maxwell, North Platte, Sutherland, Wallace, Wellfleet	TA	\$30,000	\$26,000	\$56,000	0	1.0	\$95,357
09TFTA5056	Ho-Chunk CDC	Winnebago Reservation	TA	\$40,000	\$4,002	\$44,002	0	0.2	\$24,023
09TFHP7102	Omaha	Omaha	NC DPA	\$224,629	\$1,187,000	\$1,411,629	12	25.1	\$2,864,078
09TFHP2012	Boone Co	Boone County	PRR	\$320,900	\$5,000	\$325,900	5	4.4	\$458,606
09TFHP1015	High Plains CDC	Dawes, Sioux, Box Butte and Sheridan Counties	DPA	\$200,000	\$38,600	\$238,600	20	4.8	\$409,288
09TFHP3023	LCCDC	Lincoln County	DPA	\$190,000	\$10,000	\$200,000	16	2.1	\$207,659
09TFHP3030	McCook EDC	McCook	DPA	\$190,000	\$0	\$190,000	26	3.0	\$304,428
09TFHP1010	WNHO	Scottsbluff County	DPA w/ Rehab	\$305,000	\$3,880,000	\$4,185,000	75	67.5	\$7,308,680
09TFHP5002	NW Northeast	Colfax, Cuming, Madison, Pierce, Platte, Stanton and Wayne Counties	PRR	\$643,500	\$1,222,500	\$1,866,000	15	24.8	\$2,625,831
09TFHP5018	Norfolk Area Habitat for Humanity	Norfolk	NC DPA	\$308,000	\$196,000	\$504,000	3	8.6	\$878,293
09TFHP6001	Seward	Seward	DPA	\$338,000	\$1,120,000	\$1,458,000	20	19.8	\$2,206,513
09TFHP6005	York County	York County	DPA w/ Rehab	\$329,900	\$840,000	\$1,169,900	14	22.2	\$2,383,723
09TFHP6003	BVCA	Gage, Butler, Fillmore, Jefferson, Polk, York, Saline & Thayer Co.	DPA w/ Rehab	\$400,000	\$1,464,500	\$1,864,500	28	27.9	\$2,818,164

Grant Number	Name of Recipient	Location(s)	Activity	Amount Awarded	Leverage Amount	Total Project Cost	Units Completed	Employment Generated	Community Investment
09TFHP8020	NW Lincoln	Lincoln	DPA	\$400,000	\$1,750,000	\$2,150,000	17	40.9	\$4,380,717
09TFHP6035	Thayer County	Thayer County	DPA w/ Rehab	\$288,000	\$600,000	\$888,000	10	3.7	\$426,876
09TFHO6114	SENAHC	Otoe, Saunders, Butler and Polk	OOR	\$400,000	\$0	\$400,000	14	6.0	\$631,137
09TFHP5025	South Sioux City Habitat	South Sioux City	NC DPA	\$264,900	\$50,000	\$314,900	3	4.2	\$442,562
09TFHP4036	Santee Sioux Tribal HA	Santee	NC DPA	\$290,477	\$864,523	\$1,155,000	10	18.3	\$1,848,780
09TFHO3120	SWNCBC	Perkins Co	OOR	\$100,000	\$7,350	\$107,350	3	2.1	\$190,492
09TFHP7029	Omaha	Omaha	DPA	\$400,000	\$26,000	\$426,000	90	7.6	\$864,319
09TFRH7069	Omaha	Omaha	NC RR	\$360,000	\$5,231,947	\$5,591,947	28	99.8	\$11,345,601
09TFHP7068	Omaha	Omaha	NC	\$1,030,000	\$2,470,000	\$3,500,000	16	62.5	\$7,101,212
09TFPD314	LCCDC	Lincoln County & North Platte	NC DPA	\$1,700,000	\$10,240,000	\$11,940,000	74	125.4	\$12,397,242
09TFRH7067	Omaha	Omaha	NC	\$410,000	\$4,627,297	\$5,037,297	27	89.9	\$10,220,262
09TFRH3060	Lexington	Lexington	NC	\$500,000	\$5,058,000	\$5,558,000	32	97.8	\$9,464,162
09TFRH5054	Building Futures IV	Norfolk; Madison Co.	NC	\$29,878	\$1,097,700	\$1,127,578	10	19.2	\$1,964,968
09TFPD2055	Ord - Rolling Hills (NNI)	Ord	PD	\$25,000	\$5,500	\$30,500	0	0.3	\$42,000
09TFRH3022	LCCDC	North Platte	RR	\$191,000	\$111,210	\$302,210	3	3.2	\$313,783
09TFHP8082	Neighborhood-Works Lincoln	Lincoln	DPA/Rehab	\$400,000	\$1,530,000	\$1,930,000	17	36.7	\$3,932,458
09TFRH3080	McCook EDC	McCook	RR	\$192,112	\$0	\$192,112	24	3.0	\$307,812
09TFHO1077	NHDA	Statewide	OOR	\$200,000	\$23,250	\$223,250	6	3.6	\$427,617
09TFTA1078	NHDA	Knox & Thurston Counties	TA	\$40,000	\$10,000	\$50,000	0	1.2	\$101,699
09TFRH1076	Scotts Bluff Housing Authority	Gering	RR	\$150,000	\$375,498	\$525,498	24	8.5	\$917,729
09TFRH3073	Imperial	Imperial & Chase Co.	RR	\$100,000	\$77,325	\$177,325	16	3.4	\$314,663

Grant Number	Name of Recipient	Location(s)	Activity	Amount Awarded	Leverage Amount	Total Project Cost	Units Completed	Employment Generated	Community Investment
09TFHP2059	Ord - Rolling Hills (NNI)	Ord	NC	\$725,000	\$4,423,332	\$5,148,332	20	72.4	\$7,122,886
09TFRH1072	Rushville Housing Authority	Rushville	RR	\$85,202	\$5,000	\$90,202	20	2.0	\$154,730
09TFHP8081	Neighborhood-Works Lincoln	Lincoln (Lancaster Co., Malone V Neighborhood)	NC	\$500,000	\$4,161,437	\$4,661,437	18	88.6	\$9,497,879
09TFRH7069	City of Omaha	City of Omaha	NC/R	\$360,000	\$5,231,947	\$5,591,947	3	89.5	\$9,467,668
10TFHP3007	Keith County HDC	Ogallala	DPA/Rehab	\$80,900	\$0	\$80,900	1	1.4	\$123,362
10TFHP3025	McCook EDC	Red Willow County	DPA/Rehab	\$251,340	\$4,380	\$255,720	6	4.0	\$409,728
10TFTA1002	High Plains	Box Butte, Dawes, Sheridan, Sioux Counties	TA	\$20,000	\$28,120	\$48,120	0	0.8	\$66,333
10TFTA6005	SENCA	Cass, Johnson, Nemaha, Otoe, Pawnee, Richardson & Sarpy Counties	TA	\$25,000	\$2,500	\$27,500	0	0.5	\$49,664
10TFTA4013	HDC	Adams, Clay, Hall, Nuckolls, & Webster Counties	TA	\$40,000	\$28,670	\$68,670	0	1.2	\$124,016
10TFRF1009	WNHO	Scotts Bluff County	RR	\$286,300	\$286,400	\$572,700	6	9.2	\$1,000,163
10TFHP5030	Hartington	Hartington	I	\$400,000	\$1,378,803	\$1,778,803	7	23.8	\$2,503,126
10TFHP3028	LCCDC	Lincoln Co., Brady, Hershey, Maxwell, North Platte, Sutherland, Wallace, Wellfleet	PRR	\$200,000	\$263,000	\$463,000	6	4.9	\$480,731

Grant Number	Name of Recipient	Location(s)	Activity	Amount Awarded	Leverage Amount	Total Project Cost	Units Completed	Employment Generated	Community Investment
11TFHP2015	CNED, Inc.	Village of Stuart and City of Sargent	NC	\$507,639	\$87,690	\$595,329	3	9.6	\$1,016,203
11TFHP2013	Village of Butte	Village of Butte	PRR	\$161,720	\$10,000	\$171,720	2	2.8	\$293,119
11TFHP6025	Blue Valley Community Action	Counties of: Butler, Fillmore, Gage, Jefferson, Polk, Saline, Seward, Thayer, and York	PRR	\$300,458	\$0	\$300,458	3	5.1	\$536,877
11TFHO7057	City of Omaha	City of Omaha	OOR	\$222,000	\$175,000	\$397,000	11	6.4	\$672,157
11TFHP7058	City of Omaha	City of Omaha	NC / DPA	\$333,000	\$1,565,000	\$1,898,000	11	30.4	\$3,213,484
11TFHP7059	City of Omaha	City of Omaha	DPA	\$445,000	\$400,000	\$845,000	7	13.5	\$1,430,661
12TFTA3011	Lincoln County CDC	Villages of: Brady, Curtis, Hershey, Maxwell, Sutherland, Wallace, and Wellfleet; City of North Platte	OS	\$25,000	\$94,000	\$119,000	0	1.9	\$201,478
12TFTA2030	Central Nebraska Economic Dev., Inc.	Counties of: Blaine, Boyd, Brown, Cherry, Custer, Greeley, Garfield, Hamilton, Holt, Howard, Keya Paha, Loup, Merrick, Rock, Sherman, Valley, and Wheeler	OS	\$25,000	\$20,000	\$45,000	0	0.7	\$76,189

Grant Number	Name of Recipient	Location(s)	Activity	Amount Awarded	Leverage Amount	Total Project Cost	Units Completed	Employment Generated	Community Investment
12TFTA6004	Southeast Nebraska Community Action	Counties of: Cass, Johnson, Nemaha, Otoe, Pawnee, Richardson, and Sarpy	OS	\$25,000	\$2,500	\$27,500	0	0.4	\$46,560
12TFTA5037	Ho-Chunk CDC	Village of Winnebago	OS	\$25,000	\$2,500	\$27,500	0	0.4	\$46,560
12TFRH2032	Village of Wolbach	Village of Wolbach	RR	\$126,795	\$0	\$126,795	4	2.0	\$214,675
12TFRH2031	Central Nebraska Economic Dev., Inc.	Counties of: Blaine, Boyd, Brown, Cherry, Custer, Garfield, Greeley, Hamilton, Holt, Howard, Keya Paha, Loup, Merrick, Rock, Sherman, Valley and Wheeler	RR	\$150,780	\$0	\$150,780	5	2.4	\$255,284
12TFRH2029	Stuart Village Manor	Village of Stuart	NC / R	\$255,000	\$89,224	\$344,224	2	5.5	\$582,802
12TFRH5034	City of Norfolk	City of Norfolk	RR	\$501,905	\$422,620	\$924,525	7	14.8	\$1,565,304
12TFRH3012	Lincoln County CDC	City of North Platte	RR	\$195,040	\$31,540	\$226,580	4	3.6	\$383,620
12TFHP5051	City of Columbus	City of Columbus	NC	\$500,000	\$223,000	\$723,000	9	11.6	\$1,224,104
12TFHO6002	Southeast Nebraska Community Action	Counties of: Johnson, Nemaha, Pawnee, and Richardson	OOR	\$400,000	\$40,000	\$440,000	14	7.0	\$744,959



Grant Number	Name of Recipient	Location(s)	Activity	Amount Awarded	Leverage Amount	Total Project Cost	Units Completed	Employment Generated	Community Investment
12TFHP1010	Western Nebraska Housing Opportunities	Cities of: Gering and Scottsbluff; The county of Scotts Bluff County	DPA	\$134,000	\$25,000	\$159,000	35	2.5	\$269,201
12TFHP1009	Village of Gering	Village of Gering	NC/DPA	\$465,000	\$448,500	\$913,500	5	14.6	\$1,546,637
12TFHP1035	High Plains CDC	Counties of: Dawes, Sheridan, Sioux, Box Butte, and Morrill	DPA	\$75,000	\$0	\$75,000	12	1.2	\$126,982
12TFHP6005	City of Seward	Seward County	DPA /R	\$349,000	\$840,000	\$1,189,000	14	19.0	\$2,013,084
12TFHP6016	Thayer County Development Alliance	Thayer County	DPA /R	\$157,500	\$300,000	\$457,500	5	7.3	\$774,589
12TFHP6006	Southeast Nebraska Community Action	Counties of: Cass, Johnson, Nemaha, Otoe, Pawnee, Richardson, and Sarpy	DPA /R	\$400,000	\$710,500	\$1,110,500	15	17.8	\$1,880,176
12TFHP5017	Northeast Economic Dev., Inc.	Counties of: Burt, Cedar, Colfax, Cuming, Dakota, Dodge, Dixon, Rural Douglas, Madison, Pierce, Platte, Stanton, Thurston, Washington, and Wayne	NC/DPA	\$365,800	\$110,000	\$475,800	4	7.6	\$805,572
12TFHP3052	Southwest Nebraska Community Betterment Corp.	Cities of: Imperial, Wauneta, and Grant	DPA	\$95,650	\$0	\$95,650	4	1.5	\$161,944

Grant Number	Name of Recipient	Location(s)	Activity	Amount Awarded	Leverage Amount	Total Project Cost	Units Completed	Employment Generated	Community Investment
12TFHO7058	Omaha	City of Omaha	OOR	\$400,000	\$0	\$400,000	20	6.4	\$677,236
12TFHP7059	Omaha	City of Omaha	NC	\$850,000	\$0	\$850,000	18	13.6	\$1,439,126
12TFHP8023	Neighborhood-Works Lincoln	City of Lincoln	PRR	\$200,000	\$0	\$200,000	4	3.2	\$338,618
13TFTA1002	High Plains Community Dev. Corp.	Counties of: Box Butte, Dawes, Sheridan, and Sioux	OS	\$30,000.00	\$20,000.00	\$50,000.00	0	0.8	\$89,343
13TFHP1025	Western Nebraska Housing Opportunity	City of Scottsbluff	NC	\$444,600.00	\$32,000.00	\$476,600.00	4	8.1	\$851,618
13TFHO1039	Community Action Partnership of Western Nebraska	Counties of: Banner, Cheyenne, Deuel, Garden, Kimball, Morrill, Scottsbluff	OOR	\$337,000.00	\$53,075.00	\$390,075.00	11	6.6	\$697,010
13TFTA1045	Community Action Partnership of Western Nebraska	Counties of: Banner, Cheyenne, Deuel, Garden, Kimball, Morrill, and Scotts Bluff	OS	\$30,000.00	\$5,000.00	\$35,000.00	0	0.6	\$62,540
13TFRH1074	City of Sidney	City of Sidney	NN	\$500,000.00	\$0.00	\$500,000.00	4	8.5	\$893,430

Grant Number	Name of Recipient	Location(s)	Activity	Amount Awarded	Leverage Amount	Total Project Cost	Units Completed	Employment Generated	Community Investment
13TFHO2019	Central Nebraska Economic Dev., Inc.	Counties of: Blaine, Boyd, Brown, Cherry, Custer, Greeley, Garfield, Hamilton, Holt, Howard, Keya Paha, Loup, Merrick, Rock, Sherman, Valley, and Wheeler	OOR	\$188,000.00	\$0.00	\$188,000.00	6	3.2	\$335,930
13TFHP2020	Midwest Housing Initiatives, Inc.	City of Broken Bow	NC	\$432,000.00	\$172,500.00	\$604,500.00	6	10.2	\$1,080,157
13TFTA3014	Southwest Nebraska Community Betterment Corp.	Counties of: Perkins, Chase, Dundy, Hayes, and Hitchcock	OS	\$30,000.00	\$0.00	\$30,000.00	0	0.5	\$53,606
13TFHP3036	McCook Economic Dev. Corp.	City of McCook	PRR	\$300,000.00	\$4,500.00	\$304,500.00	3	5.2	\$544,099

Grant Number	Name of Recipient	Location(s)	Activity	Amount Awarded	Leverage Amount	Total Project Cost	Units Completed	Employment Generated	Community Investment
13TFTA3036	West Central Nebraska Dev. Dist.	Counties of: Grant, Hooker, Thomas, Arthur, McPherson, Logan, Keith, Perkins, Lincoln, Dawson, Chase, Hayes, Frontier, Gosper, Dundy, Hitchcock, Red Willow and Furnas	OS	\$30,000.00	\$5,000.00	\$35,000.00	0	0.6	\$62,540
13TFHO4009	Community Action Partnership of Mid-Nebraska	Counties of: Buffalo, Franklin, Harlan, Kearney, and Phelps	OOR	\$226,122.00	\$0.00	\$226,122.00	8	3.8	\$404,048
13TFTA4010	Community Action Partnership of Mid-Nebraska	Counties of: Buffalo, Franklin, Frontier, Furnas, Gosper, Harlan, Kearney, Phelps, and Red Willow	OS	\$30,000.00	\$0.00	\$30,000.00	0	0.5	\$53,606
13TFRH4023	St. Paul Housing Authority	City of St. Paul	NC/ Rental	\$443,050.00	\$0.00	\$443,050.00	3	7.5	\$791,669
13TFRH4026	Central Nebraska Community Services, Inc.	Cities of: Loup City, Central City, O'Neill, Cairo, Ainsworth and Greeley	NC/ Rehab	\$357,628.00	\$0.00	\$357,628.00	24	6.0	\$639,031
13TFTA4032	Housing Dev. Corp. - Hastings	Counties of: Adams, Clay, Hall, Nuckolls, and Webster	OS	\$30,000.00	\$35,000.00	\$65,000.00	0	1.1	\$116,146

Grant Number	Name of Recipient	Location(s)	Activity	Amount Awarded	Leverage Amount	Total Project Cost	Units Completed	Employment Generated	Community Investment
13TFHP5034	Three Rivers Housing	City of Lyons	NC	\$395,300.00	\$0.00	\$395,300.00	3	6.7	\$706,346
13TFTA5035	Three Rivers Housing	Counties of: Burt, Cuming, Dodge, and Washington	OS	\$30,000.00	\$10,000.00	\$40,000.00	0	0.7	\$71,474
13TFHP6003	Fillmore Co.	County of Fillmore	DPA/Rehab	\$229,120.00	\$0.00	\$229,120.00	8	3.9	\$409,405
13TFTA6004	Blue Valley Community Action	Counties of: Butler, Fillmore, Gage, Jefferson, Polk, Saline, Seward, Thayer, and York	OS	\$30,000.00	\$2,500.00	\$32,500.00	0	0.5	\$58,073
13TFTA6005	Blue Valley Community Action	Counties of: Fillmore, Gage, Jefferson, Saline, Thayer, and York	OOR	\$200,000.00	\$0.00	\$200,000.00	7	3.4	\$357,372
13TFHO6006	Blue Valley Community Action	Counties of: Butler, Fillmore, Gage, Jefferson, Polk, Saline, Seward, Thayer, and York	DPA/Rehab	\$300,000.00	\$0.00	\$300,000.00	8	5.1	\$536,058
13TFTA8021	Nebraska Housing Developers	Statewide	OS	\$30,000.00	\$10,000.00	\$40,000.00	0	0.7	\$71,474
13TFHP8049	Neighborhood-Works Lincoln	City of Lincoln	DPA/Rehab	\$221,300.00	\$0.00	\$221,300.00	7	3.7	\$395,432
13TFTA8051	Neighborhood-Works Lincoln	City of Lincoln	OS	\$30,000.00	\$60,000.00	\$90,000.00	0	1.5	\$160,817.45
14TFHO3017	Nebraska Housing Developers	Statewide	OOR	\$310,000.00	\$0.00	\$310,000.00	0	5.0	\$531,565.76

Grant Number	Name of Recipient	Location(s)	Activity	Amount Awarded	Leverage Amount	Total Project Cost	Units Completed	Employment Generated	Community Investment
14TFHO3017	Humboldt	City of Humboldt	OOR	\$166,485.00	\$0.00	\$166,485.00	0	2.7	\$285,476.53
14TFHO7074	City of Omaha	City of Omaha	OOR	\$472,000.00	\$320,000.00	\$792,000.00		12.8	\$1,358,064.78
14TFHP01016	Neighborhood-Works Northeast Nebraska		PRR	\$500,000.00	\$75,000.00	\$575,000.00	0	9.3	\$985,968.75
14TFHP1042	Neighborhood-Works Lincoln	City of Lincoln	DPA R	\$442,252.00	\$0.00	\$442,252.00	0	7.1	\$758,342.00
14TFHP3005	High Plains Community Dev. Corp.		PRR / DPA	\$497,740.00	\$77,300.00	\$575,040.00	0	9.3	\$986,037.34
14TFHP7072	City of Omaha	City of Omaha	PRR	\$483,800.00	\$370,000.00	\$853,800.00	0	13.8	\$1,464,034.99
14TFHP7073	City of Omaha	City of Omaha	New	\$483,800.00	\$938,200.00	\$1,422,000.00	0	23.0	\$2,438,343.58
14TFHP7076	Habitat for Humanity	City of Omaha	PRR	\$450,000.00	\$1,592,550.00	\$2,042,550.00	0	33.0	\$3,502,418.20
14TFHP7077	Habitat for Humanity	City of Omaha	New	\$500,000	\$2,990,000.00	\$3,490,000.00	0	56.4	\$5,984,401.62
14TFHO1028	Pender Community Dev.	City of Pender	Rental	\$732,950.00	\$81,500.00	\$814,450.00	0	13.2	\$1,396,560.43
14TFHO1038	Madison	City of Madison	Rental	\$599,798.00	\$303,600.00	\$903,398.00	0	14.6	\$1,549,082.08
14TFRH3C029	Sherman County	City of Loup City	Rental	\$716,750	\$79,700.00	\$796,450.00	0	12.9	\$1,365,695.32
14TFRH3C034	Aurora Housing Dev. Corp.	City of Aurora	Rental	\$800,000.00	\$250,000.00	\$1,050,000.00	0	17.0	\$1,800,464.67
14TFTA7080	Habitat for Humanity	City of Omaha	TA	\$60,000.00	\$940,000.00	\$1,000,000.00	0	16.2	\$1,714,728.26
14TFDH069	NED, Inc.		DH	\$320,000.00	\$0.00	\$320,000.00	0	5.2	\$548,713.04
14TFDH070	Blue Valley Community Action, Inc.		DH	\$160,000.00	\$0.00	\$160,000.00	0	2.6	\$274,356.52

Grant Number	Name of Recipient	Location(s)	Activity	Amount Awarded	Leverage Amount	Total Project Cost	Units Completed	Employment Generated	Community Investment
14TFTA3C036	South Central Economic Development District		TA	\$60,000.00	\$7,000.00	\$67,000.00	15	1.1	\$114,886.79
14TFTA3N026	Nehi, Inc		TA	\$60,000.00	\$28,844.00	\$88,844.00	17	1.4	\$152,343.32
14TFTA3W048	McCook Economic Dev. Corp.		TA	\$60,000.00	\$7,000.00	\$67,000.00	15	1.1	\$114,886.79
14TFTA3C002	Central Nebraska Community Services, Inc.		TA	\$60,000.00	\$4,483.00	\$64,483.00	10	1.0	\$110,570.82
15TFHO15038	City of Fremont	City of Fremont	OOD	\$349,994.00	\$0.00	\$349,994.00	11	5.9	\$616,171.35
15TFHO16056	City of Syracuse	City of Syracuse	OOD	\$420,988.00	\$0.00	\$420,988.00	15	7.0	\$741,157.68
15TFHO27047	City of Omaha	City of Omaha	OOD	\$500,000.00	\$340,000.00	\$840,000.00	17	14.1	\$1,478,836.58
15TFHO27060	Habitat for Humanity	City of Omaha	OOD	\$225,000.00	\$0.00	\$225,000.00	15	3.8	\$396,116.94
15TFHO34019	City of Wood River	City of Wood River	OOD	\$321,240.00	\$29,500.00	\$350,740.00	10	5.9	\$617,484.69
15TFHO36007	Blue Valley Community Action, Inc.		OOD	\$420,240.00	\$13,500.00	\$433,740.00	13	7.3	\$763,607.83
15TFHP15044	Norfolk Area Habitat for Humanity	City of Norfolk	New	\$222,904.00	\$104,820.00	\$327,724.00	2	5.5	\$576,964.57
15TFHP18040	Neighborhood-Works Lincoln	City of Lincoln	DPA	\$472,492.00	\$0.00	\$472,492.00	18	7.9	\$831,831.49
15TFHP18041	Neighborhood-Works Lincoln	City of Lincoln	New	\$483,495.00	\$0.00	\$483,495.00	6	8.1	\$851,202.49
15TFHP27050	City of Omaha	City of Omaha	PRR	\$500,000.00	\$370,000.00	\$870,000.00	7	14.6	\$1,531,652.17
15TFHP27058	Habitat for Humanity	City of Omaha	New	\$500,000.00	\$450,000.00	\$950,000.00	16	15.9	\$1,672,493.75

Grant Number	Name of Recipient	Location(s)	Activity	Amount Awarded	Leverage Amount	Total Project Cost	Units Completed	Employment Generated	Community Investment
15TFHP32030	Central Nebraska Economic Dev., Inc.	Counties of: Blaine, Boyd, Brown, Cherry, Custer, Garfield, Greeley, Holt, Keya Paha, Loup, Rock, Sherman, Valley and Wheeler	DPA R	\$187,040.00	\$12,000.00	\$199,040.00	8	3.3	\$350,413.85
15TFHP33023	Southwest Nebraska Community Betterment Corp.	Counties of: Chase, Dundy, Hayes, Hitchcock and Perkins	DPA	\$139,840.00	\$13,500.00	\$153,340.00	7	2.6	\$269,958.10
15TFHP33037	Career Services	Communities of: Lexington, Cozad and Gothenberg	DPA	\$486,239.00	\$210,914.00	\$697,153.00	10	11.7	\$1,227,351.62
15TFHP33053	Lincoln County CDC	City of North Platte	New/DPA	\$281,740.00	\$70,000.00	\$351,740.00	4	5.9	\$619,245.21
15TFHP35028	Wakefield	City of Wakefield	New	\$356,759.00	\$25,997.00	\$382,756.00	2	6.4	\$673,849.49
15TFHP36009	Blue Valley Community Action, Inc.	Counties of: Butler, Fillmore, Gage, Jefferson, Polk, Saline, Seward, Thayer and York	DPA R	\$429,039.00	\$16,000.00	\$445,039.00	12	7.5	\$783,499.94
15TFRH16062	Nebraska Housing Developers Association	City of David City	New	\$787,500.00	\$264,807.00	\$1,052,307.00	5	17.6	\$1,852,607.25
15TFTA18039	Neighborhood-Works Lincoln	City of Lincoln	TA	\$60,000.00	\$0.00	\$60,000.00	0	1.0	\$102,791.36

Grant Number	Name of Recipient	Location(s)	Activity	Amount Awarded	Leverage Amount	Total Project Cost	Units Completed	Employment Generated	Community Investment
15TFTA33027	Career Services	Dawson County	TA	\$60,000.00	\$99,660.00	\$159,660.00	0	2.6	\$273,527.81
15TFTA36008	Blue Valley Community Action, Inc.	Counties of: Butler, Fillmore, Gage, Jefferson, Polk, Saline, Seward, Thayer and York	TA	\$60,000.00	\$10,000.00	\$70,000.00	0	1.1	\$119,923.25
	Total			Award Amount	Leverage Amount	Total Project Cost	Units Completed	Employment Generated	Community Investment
				\$120,341,118	\$328,693,096	\$448,651,214	5,335	7,308	\$773,745,496





**NEBRASKA**  
Good Life. Great Opportunity.