



IN CHALLENGING TIMES WE'RE  
**RESILIENT**

**2021**

**ANNUAL REPORT**

Nebraska Department of  
**ECONOMIC DEVELOPMENT**

**NEBRASKA**

Good Life. Great Opportunity.



## ABOUT DED

---

Since 1967, the Nebraska Department of Economic Development (DED) has been focused on growing and diversifying the state's economic base, pursuing a good life with great opportunities on behalf of the people of Nebraska. As the state's lead economic development agency, the vision to grow Nebraska is what inspires us each and every day.

## ABOUT THIS REPORT

---

We're proud to be efficient, effective and customer focused as we operate programs and administer resources for economic development. This document fulfills our pledge to our Governor, the Nebraska State Legislature and the taxpayers we serve to be transparent, accountable and proactive in the way we track and report activities and expenditures. Questions about this report? Contact us using the information provided.

## LEARN MORE ABOUT US!

---

We want you to want to know more about DED's mission, programs and accomplishments! For more information about our agency and what we do — including our entire portfolio of programs and an archive of our previous annual reports — visit:

[opportunity.nebraska.gov](https://opportunity.nebraska.gov)

Follow us on social media to keep up-to-date on our latest news and activities!

## WE'VE MOVED!

---

DED has relocated from the Nebraska State Office building to the following address:

**Nebraska Department of Economic Development**  
245 Fallbrook Blvd., Suite 002  
Lincoln, NE 68521

CODE RUNNING...

```

M0 Z1.0
( TO : 0.25 )
T0 M6
( Profile1 )
G17
M3 S0
G0 X11.4158 Y0.5132
G1 F30.0 Z0.0
G3 F300.0 X12.9975 Y1.714 I0.4346
J1.0696
G0 Z1.0
G0 X0.4562 Y1.7439
G1 F30.0 Z0.0
G3 F300.0 X2.018 Y0.538 I1.0998 J-
0.1898
( 3DSurface1 )
S0
G0 Z1.0
G0 X0.1101 Y1.2205
G1 F30.0 Z-0.0025
G1 F300.0 Y1.4452
G1 F30.0 X0.1851 Y1.5275
G1 F300.0 Y1.504
G1 Y1.479 Z0.001
G1 Y1.404 Z0.0333
G1 Y1.204
G1 Y1.1581
G1 F30.0 X0.2601 Y1.0964
G1 F300.0 Y1.104
G1 Y1.129 Z0.0973
G1 Y1.329
G1 Y1.379 Z0.0791
G1 Y1.404 Z0.0688
G1 Y1.554 Z0.0041
G1 Y1.579 Z-0.0025
G1 Y1.6098
G1 F30.0 X0.3351 Y1.6921
G1 F300.0 Y1.654
G1 Y1.629 Z0.0072
G1 Y1.479 Z0.0719
G1 Y1.454 Z0.0817
G1 Y1.304 Z0.1363
G1 Y1.279 Z0.1451
G1 Y1.079
G1 Y1.054 Z-0.0025
G1 Y1.0352
G1 F30.0 X0.4101 Y0.9747
G1 F300.0 Y1.004
G1 Y1.029 Z0.1844
G1 Y1.229

```

LOAD: 3528 Lines  
 EXECUTED: 185 Lines  
 TIME: 03:28:25.256

126,785,002  
 526,786,005  
 749,782,001

100%

25%

DATA LINK 1

DATA LINK 2

DATA LINK 3

20%

100%

20%

100%

20%

100%

MESSAGE FROM DIRECTOR ANTHONY L. GOINS



Governor Ricketts, Members of the State Legislature and Fellow Nebraskans:

It is with great pride that I present to you the Nebraska Department of Economic Development's Legislative Annual Report for the 2021-2022 Fiscal Year.

This report chronicles 12 months of hard work by my incredible teammates to make efficient, effective use of Nebraska taxpayer dollars in the pursuit our mutual vision to grow Nebraska.

As always, I am humbled by the skill, talent, and dedication of my staff, who show up each and every day with a mindset for improving the lives of citizens and families throughout our great state by creating opportunities and strengthening our communities, urban and rural.

This report details key data points and outcomes for just a slice of my Department's array of programs and services, as called upon annually by State statute. These programs touch upon areas of economic development that are vital to our goals: growing the workforce, creating the best state in America for technology, meeting the housing demand, encouraging entrepreneurship, and developing our communities. I hope that after reviewing this document, you will visit the DED website at [opportunity.nebraska.gov](http://opportunity.nebraska.gov) to learn more about our many activities and initiatives.

In the meantime, please do not hesitate to contact us if you have questions about the current document and its contents.

On behalf of my staff, it is a pleasure to serve with you, as we approach economic challenges and embrace positive opportunities. The future of the state of Nebraska is bright, with unlimited horizons. So long as we continue to work as a team, and in the pursuit of exceptional leadership, there is no obstacle too great, nothing that we can't achieve.

Thank you for all you do. I look forward to continuing our growth momentum for the remainder of 2022 and beyond.

At the end of the day, WE ALL WEAR THE SAME JERSEY!

Sincerely,

Anthony L. Goins  
Director



## CONTENTS

---

Part 1: The Nebraska Business Innovation Act.....	8
Part 2: The Nebraska Operational Assistance Program.....	14
Part 3: The Civic and Community Center Financing Fund.....	16
Part 4: The Nebraska Affordable Housing Trust Fund.....	20
Part 5: The Rural Workforce Housing Fund.....	32
Part 6: The Middle Income Workforce Housing Fund.....	36
Part 7: The Customized Job Training Program.....	38
Part 8: Intern Nebraska (InternNE).....	40
Part 9: The Site and Building Development Fund.....	44
Appendix.....	47



**PART 1:**  
THE NEBRASKA BUSINESS INNOVATION ACT

*High-tech. Entrepreneurial. Innovative: Adjectives that describe the high-growth startups and small-to-medium-size firms that comprise Nebraska’s business innovation ecosystem. From never-before-seen crop-based artificial intelligence, to the latest in animal vaccines, to revolutionary food, energy and water technologies that will feed and sustain the globe, our state’s economic competitiveness is fueled by job creators with the ingredients to succeed in a cutting-edge world.*

To support the growth of early-stage, high-potential firms, DED administers funding under an array of Nebraska Business Innovation Act (BIA) programs that can help businesses succeed across every phase of the life cycle.

*BIA Funding Narrative, Fiscal Year (FY) 2020-2021:*

In total, DED received \$9,668,347.88 in requests for assistance under the BIA and its subprograms in FY 2020-21 across 93 applications. DED ultimately awarded \$5,139,392.75, as detailed in the BIA subprogram descriptions and tables presented below.

*BIA Microenterprise Assistance Program*

The Microenterprise Assistance Program funds Nebraska nonprofits that specialize in small business microlending and technical assistance.

After receiving two funding requests totaling \$1,000,000 in FY 2020-21, DED awarded a total of \$500,000 to two organizations under the Microenterprise Assistance Program, within the subheading of Microenterprise Lending (Table 1.1).

*BIA Seed Investment (Commercialization) Program*

- ▶ Supplies capital to investor-ready startups in the form of matching equity investments held by Invest Nebraska Corporation — DED’s nonprofit 501(c)3 partner.

DED received \$3,262,000 in funding requests from 14 applicants through the Seed Investment Program in FY 2020-21. DED awarded \$1,435,000 across seven recipients (Table 1.2).

**Table 1.1** BIA Microenterprise Assistance Program (Microenterprise Lending) Awards, FY 2020-2021

Recipient	Amount	Location
Northeast Economic Development, Inc.	\$250,000	Norfolk
Nebraska Enterprise Fund	\$250,000	Oakland
<b>Total</b>	<b>\$500,000</b>	

**Table 1.2** Seed Investment (Commercialization) Program Awards, FY 2020-2021

Recipient	Award	Location
Certified Cell	\$210,000	Omaha
CoreLeap	\$250,000	Omaha
MyVitalz	\$250,000	Omaha
Pawlytics	\$125,000	Lincoln
Retail Aware	\$100,000	Omaha
Synbiotic Health	\$250,000	Lincoln
Thyreos	\$250,000	Lincoln
<b>Total</b>	<b>\$1,435,000</b>	



**Table 1.3** BIA Innovation Fund Prototype Program Awards, FY 2020-2021

Recipient	Award	Location
Lar de Luz dba Ferro	\$40,000	Omaha
Proforma	\$50,000	Omaha
Maxwell Solutions LLC	\$60,000	Omaha
Nolme Technologies, Inc.	\$50,000	Omaha
EliteForm	\$75,000	Lincoln
Firstar Fiber Corp	\$100,000	Omaha
TurfGrade (*VAA designation)	\$60,000	Lincoln
Omaha Custom Manufacturing	\$50,000	Omaha
Canduit	\$50,000	Lincoln
Centred Technologies LLC (*VAA designation)	\$75,000	Gothenburg
Collaboration Insights (yuMlvu)	\$50,000	Lincoln
Agri-Dealer, LLC (*VAA designation)	\$50,000	Hayes Center
ReUnite	\$60,000	Lincoln
CareKNECT	\$50,000	Omaha
Plug	\$55,000	Omaha
80West Labs	\$33,694	Greenwood
Swishboom	\$50,000	Omaha
ModeOne Technologies	\$50,000	Newport Coast
Direct Pivot Parts, Inc. (*VAA designation)	\$75,000	St. Edward
Osign	\$75,000	Lincoln
Event Vesta Inc	\$50,000	Omaha
HoseAir (*VAA designation)	\$50,000	O'neill
Job Share Connect	\$40,000	Omaha
Peeq, LLC	\$30,000	Omaha
The Grain Weevil powered by JLI Robotics (*VAA designation)	\$49,200	Aurora
Contemporary Analysis (*VAA designation)	\$27,697	Omaha
Intelligent Demographics	\$50,000	Omaha
502 Code LLC	\$50,000	Gretna
Red Berry Innovations, Inc.	\$60,000	Springfield
FileFuse LLC	\$30,000	Lincoln
Thyreos	\$100,000	Lincoln
<b>Total</b>	<b>\$1,695,591</b>	

*BIA Innovation Fund Prototype Grant Program*

- Supplies grants to support the development of investor-ready prototypes of innovative products, services and technologies.

DED received \$3,750,987 in funding requests from 48 applicants through the Innovation Fund Program in FY 2020-21. DED awarded \$1,695,591 across 31 recipients (Table 1.3). This included six awards under the special designation of Innovation in Value Added Agriculture, which reduces program matching requirements (VAA; see below).

*Academic R&D Program*

- Provides funding to companies who contract with, utilize the research and facilities of, or license technologies from a Nebraska institute of higher education to assist with an applied research project.

DED received \$848,361 in funding requests from 12 applicants through the Academic R&D Program in FY 2020-21. DED awarded \$706,802 across eight recipients (Table 1.4); this included three recipients with the Innovation in Value Added Agriculture designation (VAA; see below).

**Table 1.4** Academic R&D Program Awards, FY 2020-2021

Award Type (Phase I,II)	Recipient	Award	Location
Phase I	Hawkins Construction Company	\$100,000	Omaha
Phase I	Interactive Parenting Technology, LLC	\$100,000	Omaha
Phase II	Orthman Energy LLC (*VAA designation)	\$250,000	Lexington
Phase I	MatMaCorp (*VAA designation)	\$51,660	Lincoln
Phase II	Tigerpaw Software	\$30,947	Bellevue
Phase I	Wholestone Farms (*VAA designation)	\$100,000	Fremont
Phase I	BactLD	\$10,000	Omaha
Phase I	SanoCardio	\$64,195	Lincoln
<b>Total</b>		<b>\$706,802</b>	

**BIA Prototype Program Supports Innovative Ag Startup**

Grain bins are hot, dirty, dangerous places. That’s why Aurora-based robotics startup Grain Weevil was founded with one basic premise: build a robot so a farmer would never have to enter a grain bin again.

Just a short time later, Grain Weevil is garnering news headlines and attracting big-name investors for their innovative tech – which has the potential to not only save countless lives, but to save time and money while improving grain quality, and more importantly, producers’ quality of life.

A BIA Prototype Grant through DED helped Grain Weevil take its industry-changing idea from concept to creation.

“As a startup, that undiluted funding went a long way in helping us develop our company. It was extremely beneficial to our success to be able to build our first six robots for farm testing and trials.”

- Chad Johnson, CEO, The Grain Weevil Corporation



Nebraska Small Business Innovation Research/Small Business Transfer (SBIR/STTR) Grant Program

- Provides matching grants to small firms applying to or conducting R&D activities under the federal SBIR/STTR programs.

DED received \$807,000 in funding requests from 17 applicants through the SBIR/STTR Program in FY 2020-21. DED awarded \$802,000 across 16 recipients (Table 1.5).

**Table 1.5** Nebraska SBIR/STTR Program Awards, Fiscal Year 2020-2021

Award Type (Phase 0,I,II)	Recipient	Award	Location
Phase 0	MyVitalz, Inc.	\$5,000	Omaha
Phase 0	AgWater, Inc.	\$5,000	Scottsdale
Phase I	Agcredit Consulting, LLC	\$65,000	Chadron
Phase I	Breezmed, LLC	\$100,000	Omaha
Phase 0	WARP Worldwide	\$4,500	Omaha
Phase 0	Tiiga Inc.	\$5,000	Lincoln
Phase I	Pacific Engineering, Inc.	\$100,000	Roca
Phase 0	Contemporary Analysis	\$5,000	Omaha
Phase I	Neurocarrus	\$100,000	Lincoln
Phase I	Ocovera LLC	\$97,500	Lincoln
Phase 0	The Grain Weevil powered by JLI Robotics	\$5,000	Aurora
Phase II	Drone Amplified, INC	\$100,000	Lincoln
Phase 0	Molecular Trait Evolution	\$5,000	Lincoln
Phase II	FarmAfield Labs	\$100,000	Lincoln
Phase I	ProTransit Nanotherapy, LLC	\$100,000	Omaha
Phase 0	DIGITRANS	\$5,000	Omaha
<b>Total</b>		<b>\$802,000</b>	



## PART 2: THE NEBRASKA OPERATIONAL ASSISTANCE PROGRAM

*Launched in 2007, the Nebraska Operational Assistance Program established a support network to help entrepreneurs and high-potential startups obtain the guidance, capital and resources to succeed.*

Invest Nebraska, DED's nonprofit 501(c)(3) partner, spearheads the functions of the OAP on behalf of the State of Nebraska. A venture development organization led by successful entrepreneurs, Invest Nebraska specializes in advising and investing in early-stage companies; its goal is to serve the entrepreneurial community while embodying the entrepreneurial spirit. Invest Nebraska is governed by a 12-member volunteer board with an extensive background in accounting; angel investing; banking; early-stage entrepreneurial development and investment portfolio management; patent law; private

equity; transaction law; university research and commercialization; and venture capital. Since 2012, Invest Nebraska has provided financial assistance totaling \$29,175,000 to 185 Nebraska startups in the form of loans, convertible debt and equity, while providing operating assistance to 1,630 firms. As of 2020, these businesses had received a total of \$183,391,552 in co-invested capital in addition to financial assistance from Invest Nebraska. From 2012-2021, these companies created 937 direct jobs paying an average of \$66,921, and received 227 patents.

In 2021, Invest Nebraska:

- ▶ Reviewed 181 business plans.
- ▶ Engaged 233 entrepreneurs.
- ▶ Provided \$5,100,000 in financial assistance to 30 Nebraska businesses.
- ▶ Provided operational assistance to 331 total businesses.

Firms that received technical assistance and financial capital from Invest Nebraska in 2021 went on to generate \$33.125 million in leveraged venture capital investments.



### Invest Nebraska Portfolio Spotlight: Ocuvera

Founded in 2013, Ocuvera's cutting-edge artificial intelligence and revolutionary depth cameras are being deployed in hospitals across the country to predict and alert staff to unattended patient bed exits. Using Ocuvera's proprietary software, hospitals have been able to virtually eliminate entire classes of patient falls and the resulting injuries and fatalities.

"There have been multiple times where the startup funding we received from Invest Nebraska and DED in general was literally what enabled us to keep the lights on. That support has been vital to the Ocuvera story, and has been a difference-maker in allowing us to succeed."

*-Lucas Sabalka, Chief Data and Analytics Officer, Ocuvera*

# OCUVERA





**PART 3:**  
THE CIVIC AND COMMUNITY CENTER FINANCING FUND

*One of the best ways to grow Nebraska? Create vibrant communities people love to call home. The Civic and Community Center Financing Fund (CCCCF) provides a resource to help cities, towns and villages across the state invest in placemaking and develop the local amenities that promote quality of life and economic opportunity.*

DED awards CCCFF funding to municipalities for planning and capital construction projects related to the development of civic, community and recreation centers. Buildings listed on the National Register of Historic Places that are intended for conversion, rehab or reuse are also eligible for funding under the program.

CCCCF is funded through a turn-back of 30% of new state sales tax generated by arenas and retailers near those arenas constructed under the Convention Center Facility Financing Assistance Act and Sports Arena Facility Financing Assistance Act, respectively. Most Nebraska municipalities are

eligible for CCCFF funding, and may apply for a grant in competition with other municipalities. Per statute, the cities of Omaha and Lincoln are not eligible. The City of Ralston and other municipalities that have received funding from the Sports Arena Facility Financing Assistance Act are also ineligible to apply for CCCFF.

*2021 Program Year Funding Limitation*

Due to the COVID-19 public health crisis and associated economic impacts, DED announced changes to the CCCFF program in 2020 that applied to the 2021 grant award cycle. Due to the projected impact of

the pandemic on the fund's future receipts, activities eligible for award under the application cycle beginning in January 2021 were limited to preliminary planning studies for future construction and rehabilitation projects.

*2021 Application Cycle*

DED ultimately received 16 letters of intent for CCCFF Planning awards for the 2021 application cycle, resulting in 13 applications being submitted totaling \$168,000. DED subsequently awarded all applications (Table 3.1). Following Table 3.1, these awards are described in detail.

**Table 3.1** Civic and Community Center Financing Funds, Planning Awards, 2021 Program Year

Municipality	Amount Awarded	Matching Funds	Project Budget
City of Benkelman	\$9,000	\$10,000	\$19,000
City of Blair	\$15,000	\$15,000	\$30,000
City of Cozad	\$15,000	\$15,000	\$30,000
City of Imperial	\$14,000	\$14,000	\$28,000
City of Kimball	\$10,000	\$10,000	\$20,000
Village of Malcolm	\$15,000	\$15,000	\$30,000
City of McCook	\$12,500	\$12,500	\$25,000
Village of Murray	\$12,000	\$12,000	\$25,000
City of Nebraska City	\$15,000	\$15,000	\$30,000
City of Scottsbluff	\$15,000	\$25,000	\$40,000
Village of Spalding	\$10,000	\$10,000	\$20,000
Village of Staplehurst	\$15,000	\$20,000	\$35,000
Village of Walthill	\$10,000	\$10,000	\$20,000
<b>Total</b>	<b>\$168,000</b>	<b>\$184,000</b>	<b>\$352,000</b>

**Locals Cut the Ribbon on New and Improved Arapahoe Public Library**

After three years of hard work, planning and fundraising, Arapahoe's freshly renovated public library opened once-and-for-all in August 2021. The project featured 1,200 square feet of major enhancements and a 1,700 square foot addition to the existing structure, which began its life as a church in 1959 before being converted to a library in the 1980's.

The project was made possible in part by a grant from the Civic and Community Center Financing Fund's Planning category.

*Project leaders cut the ribbon on Arapahoe Public Library.*



2021 CCCFF Planning Award Funding Descriptions:

- ▶ **The City of Benkelman** received a \$9,000 Planning award. The resulting architectural design and plan will involve the renovation of a vacant building, transforming it into an open-air public cultural space and event center. The space will be available for concerts, festivals and events. Local match was \$10,000.
- ▶ **The City of Blair** received a \$15,000 Planning award. It will determine the feasibility and cost of converting the Gardner-Hawks Center into a community/event center and sports complex. Local match was \$15,000.
- ▶ **The City of Cozad** received a \$15,000 Planning award for the preliminary design of a baseball and softball sports complex, including four ball fields, announcer buildings, concessions, green space and a parking area. Local match was \$15,000.
- ▶ **The City of Imperial** received a \$14,000 Planning award for a feasibility study, which will obtain community input on the renovation of an existing parking lot and outdoor area into a welcoming space for public gatherings and events. Local match was \$14,000.
- ▶ **The City of Kimball** received a \$10,000 Planning award for a feasibility study to renovate/replace the ex-

isting swimming pool. Local match was \$10,000.

- ▶ **The Village of Malcolm** received a \$15,000 Planning award for construction and schematic design documents related to the expansion of the existing ballfield into a three-field complex with two additional fields and a building to house concessions and restrooms. Local match was \$15,000.
- ▶ **The City of McCook** received a \$12,500 Planning award for a feasibility study and conceptual design development involving the renovation or replacement of the city's swimming pool. Local match was \$12,500.
- ▶ **The Village of Murray** received a \$12,500 Planning award to support programming and conceptual design study for the eventual construction of a new community center. Local match was \$12,500.
- ▶ **The City of Nebraska City** received a \$15,000 Planning award to develop plans for the renovation of the stage and kitchen of the Veterans Memorial Building into a space for community gatherings, public performances and opportunities for culinary entrepreneurial development.
- ▶ **The City of Scottsbluff** received a \$15,000 Planning award to develop engineering plans for improvements to the 18th Street Plaza, which will provide a safe,

family-friendly gathering place in the heart of the city. Improvements would include a stage, entry archways, landscaping, grass, sidewalks, lighting, fire pits, etc. Local match was \$15,000.

- ▶ **The Village of Spalding** received a \$10,000 Planning award to develop a plan for a multi-use facility, tentatively located at the local fair grounds. The facility will provide a space for community club events, fundraisers, weddings, youth clubs, a "snack shack" for ball games, and an exhibition center for agriculture and other county fair activities. Local match was \$10,000.
- ▶ **The Village of Staplehurst** received a \$15,000 Planning award to develop potential uses and programs for a recreational facility to address health and wellness needs for the area, in conjunction with the Seward County Wellness Center. Local match was \$20,000.
- ▶ **The Village of Walthill** received a \$10,000 Planning award to support the development of a new community center that will house wedding receptions, family reunions, festivals, fitness and health-related amenities, auctions, craft fairs, and related events. Local match was \$10,000.

CCCFF Non-Awards

All applications were awarded during the 2021 application cycle.

CCCFF Financial Information

Tables 3.2-3.5 provide detailed data on CCCFF program financials for the 2020-2021 Fiscal Year.

Factors Affecting Future Program Years

- ▶ **2022 Award Cycle:** Due to the impact of COVID-19 on arena and convention center business, the amount of aid available for award during the application cycle starting in January 2022 will be lower than in past years. Both funding categories – Planning and Capital Construction – are available for the 2022 award cycle.
- ▶ **Kearney-Awarded Sports Arena Facility Financing Act Funds:** The Sports Arena Facility Financing Assistance Act Board approved the City of Kearney's application to use state sales tax turnback revenues from a special taxing district. CCCFF is funded through a turn-back of 30% of new state sales tax generated by arenas and retailers near those arenas constructed under the Convention Center Facility Financing Assistance Act and Sports Arena Facility Financing Assistance Act, respectively. Kearney's award may provide additional resources to support CCCFF.
- ▶ **2022 Statutory Change Expanding Eligible Applicants:** Legislation in 2022 expanded eligibility to include tribal governments.

**Table 3.2 CCCFF Revenue Generated for the Fund, FY 2020-2021**

Interest Earned (481100-Investment Income)	\$55,144.60
Cancelled Funds (484500-Reimbursement from Governments)	\$0.00
Sales Tax Revenue Generated (493100-Operating Transfers In)	\$3,261,936.08
(493200-Operating Transfers Out)	-\$343,900.00
<b>Total Receipts FY 2019-2020</b>	<b>\$2,973,180.68</b>

**Table 3.3 CCCFF Actual Expenditures, FY 2020-2021**

Operating (Non-Aid)	\$37,068.34
Aid	\$2,281,623.91
<b>Total Actual Expenditures</b>	<b>\$2,318,692.25</b>

**Table 3.4 CCCFF Current Budget, FY 2020-2021**

Operating (Non-Aid)	\$109,259.00
Aid	\$9,142,083.00
<b>Total Budgeted Expenditures (Including Encumbrances)</b>	<b>\$9,251,342.00</b>

**Table 3.5 CCCFF Projected Expenditures for FY 2021-2022**

Operating (Non-Aid)	\$108,794.00
Aid	\$10,557,599.00
<b>Total Projected Expenses</b>	<b>\$10,666,393.00</b>

**PART 4:**  
THE NEBRASKA AFFORDABLE HOUSING TRUST FUND

*Since 1996, the Nebraska Affordable Housing Trust Fund (NAHTF) has been helping communities and their nonprofit partners tackle the financial challenges to developing quality, affordable homes priced within reach of low-to-moderate income households.*

NAHTF awards are available to units of local government and partnering nonprofit development organizations. The funds, requiring a 1:1 local match, can support a range of activities involving the construction or rehabilitation of homebuyer or rental units; homeowner down payment assistance; and organizational capacity-building. NAHTF awards are eligible to projects that benefit households at or below 120% of the area median income.

The following sections provide detailed financial and award-related information for the NAHTF 2021 calendar year.

*NAHTF Financial Information, Calendar Year 2021*

In 2021, revenue deposits from the documentary stamp tax to the NAHTF totaled \$15,237,593.92 and

interest earned was \$340,365.45. Requests for NAHTF assistance totaled \$12,802,950 across 34 applications; since all applications were awarded, this resulted in a total of \$12,802,950 in awards to 34 applicants. Appropriated funds expended by the Department totaled \$7,973,137.79.

All available funds were contracted to projects for the program year. The year-end NAHTF balance as of December 31, 2021, was \$28,308,934.33.

The Department's current estimated budget for administration of the NAHTF (spending authority for July 1, 2022-June 30, 2023) is \$799,405; the budget for aid during the same timeframe is \$12,750,000.

*Grant Awards and Outcomes, Calendar Year 2021*



DED awarded \$12,802,950 from the NAHTF during the 2021 calendar year across 34 applications. These awards:

- ▶ Resulted in the completion of 406 housing units

throughout the state, valued at \$49,598,051 in project costs.

- ▶ Generated \$2,543,584 in local matching funds and more than \$85.5 million in community investment, demonstrating the program's value for rallying local stakeholders to tackle housing needs and objectives.
- ▶ Leveraged \$34,251,517 in funding.
- ▶ Generated an estimated 345 jobs in construction, the skilled trades and other demand fields.

Table 4.1 provides detailed data pertaining to NAHTF awards and outcomes for the calendar year. Note that no non-select data follows Table 4.1, as all applications were awarded during the current reporting period.

*NAHTF Calendar Year 2021 Non-Select Projects*

No non-select data to report. All applications were awarded during the current reporting period.

**North Platte Ties the Bow on Newest Affordable Rental Units**

In November 2021, project leaders in North Platte held an open house to debut the newest addition to the city's affordable housing stock. The two new duplexes on display were spearheaded by Lincoln County Community Development Corporation.

The new units wrapped up the final development phase of the North Sheridan Estates, a rental complex consisting of six duplexes in all. Begun in 2012 with the demolition of an existing property, the Estates were built in three phases and represent a greater than \$1.3 million investment.

Funding from the NAHTF, administered by DED, played a major role in bringing the project's first and current phases to fruition. An award from the Rural Workforce Housing Fund contributed to phase 2.



**Table 4.1** NAHTF Select Projects, Calendar Year 2021

Congressional District	2021 Applications Awarded	Organization Awarded	Project Location	Project Description	Project Summary	Grant Amount Requested	Amount Awarded	Amount of Cash Match	Percent of Cash Match	Amount Leveraged	Percent of Leverage	Total Project Cost	# of Units	Occupancy Rate	Expected Monthly	Employment Generated	Community Investment
CD 1	21-TFHO-16001	Cedar Bluffs Education Foundation	Cedar Bluffs   Village	Rehabilitation	Homeowner	\$567,000	\$567,000	\$0	0%	\$0	0%	\$567,000	18	100%	N/A	3.9	\$977,970
CD 1	21-TFHO-16002	City of Syracuse	Syracuse   City	Rehabilitation	Homeowner	\$567,000	\$567,000	\$0	0%	\$0	0%	\$567,000	18	100%	N/A	3.9	\$977,970
CD 1	21-TFHP-15007	NeighborWorks Northeast Nebraska	Colfax   County, Cuming   County, Madison   County, Pierce   County, Platte   County, Stanton   County, Wayne   County	Purchase Rehab Resale with Homebuyer Assistance	Homebuyer	\$500,000	\$500,000	\$500,000	100%	\$13,650	3%	\$1,013,650	13	100%	N/A	7.0	\$1,748,359
CD 1	21-TFHP-15009	Three Rivers Housing Development Corporation	Burt   County, Craig   Village, Decatur   Village, Lyons   City, Oakland   City, Tekamah   City	Purchase Rehab Resale with Homebuyer Assistance	Homebuyer	\$360,000	\$360,000	\$18,000	5%	\$90,000	25%	\$468,000	9	100%	N/A	3.3	\$807,213
CD 1	21-TFHP-17004	Habitat for Humanity of Omaha	Bellevue   City	Purchase Rehab Resale	Homebuyer		\$300,000	\$300,000	100%		172%	\$1,117,200	5	100%	N/A	7.8	\$1,926,963
CD 1	21-TFHP-18005	NeighborWorks Lincoln	Lincoln   City	Acquisition, Demolition, and New Construction	Homebuyer	\$500,000	\$500,000	\$57,100	11%	\$619,900	124%	\$1,177,000	4	100%	N/A	8.2	\$2,030,107
CD 1	21-TFHP-18006	NeighborWorks Lincoln	Lincoln   City	Homebuyer Assistance with Rehabilitation	Homebuyer	\$500,000	\$500,000	\$52,500	11%	\$0	0%	\$552,500	22	100%	N/A	3.8	\$952,960
CD 1	21-TFRH-18003	Good Neighbor Community Center	Lincoln   City	Site Improvements, Demolition, and New Construction, Rent-up Reserves, Developer Fee	Rental	\$500,000	\$500,000	\$500,000	100%	\$21,500,000	4300%	\$22,500,000	128	93%	\$158,140	156.3	\$38,808,339
CD 1	21-TFTA-15008	Three Rivers Housing Development Corporation	Burt   County, Cuming   County, Dodge   County, Washington   County	Nonprofit Technical Assistance	Technical Assistance	\$40,000	\$40,000	\$6,000	15%	\$0	0%	\$46,000	N/A	N/A	N/A	0.3	\$79,341
CD 2	21-TFHO-27012	Habitat for Humanity of Omaha, Inc.	Douglas   County, Sarpy   County	Rehabilitation	Homeowner	\$500,000	\$500,000	\$0	0%	\$149,400	30%	\$649,400	30	100%	N/A	4.5	\$1,120,095
CD 2	21-TFHP-27010	Habitat for Humanity of Omaha, Inc.	Douglas   County, Sarpy   County	New Construction	Homebuyer	\$500,000	\$500,000	\$100,000	20%	\$1,914,480	383%	\$2,514,480	12	100%	N/A	17.5	\$4,337,013

Congressional District	2021 Applications Awarded	Organization Awarded	Project Location	Project Description	Project Summary	Grant Amount Requested	Amount Awarded	Amount of Cash Match	Percent of Cash Match	Amount Leveraged	Percent of Leverage	Total Project Cost	# of Units	Occupancy Rate	Expected Monthly	Employment Generated	Community Investment
CD 2	21-TFHP-27011	Habitat for Humanity of Omaha, Inc.	Douglas   County, Sarpy   County	Purchase Rehab Resale	Homebuyer	\$500,000	\$500,000	\$100,000	20%	\$1,868,251	374%	\$2,468,251	12	100%	N/A	17.1	\$4,257,277
CD 2	21-TFRH-27013	Holy Name Housing Corporation	Douglas   County	New Construction	Rental	\$500,000	\$500,000	\$0	0%	\$364,634	73%	\$864,634	3	93%	\$3,000	6.0	\$1,491,334
CD 2	21-TFRH-27014	Holy Name Housing Corporation	Douglas   County	New Construction	Rental	\$500,000	\$500,000	\$0	0%	\$364,634	73%	\$864,634	3	93%	\$3,000	6.0	\$1,491,334
CD 2	21-TFTA-27015	Holy Name Housing Corporation	Douglas   County	Nonprofit Technical Assistance	Technical Assistance	\$40,000	\$40,000	\$0	0%	\$0	0%	\$40,000	N/A	N/A	N/A	0.3	\$68,993
CD 3	21-TFHO-32020	CORE Development, Inc.	Brunswick   Village, Chambers   Village, Clearwater   Village, Elgin   City, Ewing   Village, Inman   Village, Neligh   City, Oakdale   Village, Orchard   Village, Page   Village, Royal   Village	Rehabilitation	Homeowner	\$315,000	\$315,000	\$72,000	23%	\$0	0%	\$387,000	12	100%	N/A	2.7	\$667,503
CD 3	21-TFHO-34022	Housing Development Corporation	Harvard   City	Rehabilitation with Demolition	Homeowner	\$288,000	\$288,000	\$18,000	6%	\$0	0%	\$306,000	8	100%	N/A	2.1	\$527,793
CD 3	21-TFHO-36016	City of Hebron	Hebron   City	Rehabilitation	Homeowner	\$567,000	\$567,000	\$0	0%	\$0	0%	\$567,000	18	100%	N/A	3.9	\$977,970
CD 3	21-TFHO-36028	Southeast Nebraska Community Action Partnership, Inc.	Cass   County, Johnson   County, Nemaha   County, Otoe   County, Pawnee   County, Richardson   County, Sarpy   County	Rehabilitation	Homeowner	\$315,000	\$315,000	\$0	0%	\$5,000	2%	\$320,000	10	100%	N/A	2.2	\$551,941
CD 3	21-TFHP-32019	City of Valentine	Cherry   County	Acquisition with New Construction and Homebuyer Assistance, Developer Fee	Homebuyer	\$500,000	\$500,000	\$50,000	10%	\$0	0%	\$550,000	3	100%	N/A	3.8	\$948,648
CD 3	21-TFHP-33031	Southwest Nebraska Community Betterment Corporation	Grant   City	New Construction with Homebuyer Assistance and Developer Fee	Homebuyer	\$462,200	\$462,200	\$75,000	16%	\$47,000	10%	\$584,200	2	100%	N/A	4.1	\$1,007,637

Congressional District	2021 Applications Awarded	Organization Awarded	Project Location	Project Description	Project Summary	Grant Amount Requested	Amount Awarded	Amount of Cash Match	Percent of Cash Match	Amount Leveraged	Percent of Leverage	Total Project Cost	# of Units	Occupancy Rate	Expected Monthly	Employment Generated	Community Investment
CD 3	21-TFHP-35018	City of South Sioux City	South Sioux City   City	Acquisition, Site Improvements and New Construction with Homebuyer Assistance	Homebuyer	\$500,000	\$500,000	\$373,500	75%	\$1,475,150	295%	\$2,348,650	8	100%	N/A	16.3	\$4,050,987
CD 3	21-TFHP-35025	Northeast Housing Initiatives, Inc.	Antelope   County, Cedar   County, Dakota   County, Dixon   County, Knox   County, Pierce   County	Purchase Rehab Resale with Homebuyer Assistance	Homebuyer	\$350,000	\$350,000	\$0	0%	\$100,000	29%	\$450,000	6	100%	N/A	3.1	\$776,167
CD 3	21-TFHP-35032	Village of Clearwater	Clearwater   Village	New Construction with Homebuyer Assistance and Developer Fee	Homebuyer	\$221,000	\$221,000	\$35,000	16%	\$314,453	142%	\$570,453	2	100%	N/A	4.0	\$983,926
CD 3	21-TFHP-36027	Southeast Nebraska Community Action Partnership, Inc.	Cass   County, Johnson   County, Nemaha   County, Otoe   County, Pawnee   County, Richardson   County, Sarpy   County	Homebuyer Assistance with Rehabilitation	Homebuyer	\$375,000	\$375,000	\$2,500	1%	\$5,000	1%	\$382,500	10	100%	N/A	2.7	\$659,742
CD 3	21-TFRH-33030	Southwest Nebraska Community Betterment Corporation	Grant   City	Rehabilitation with Operating Reserves and Developer Fee	Rental	\$205,750	\$205,750	\$0	0%	\$127,440	62%	\$333,190	6	93%	\$3,450	2.3	\$574,691
CD 3	21-TFRH-35017	City of Pierce	Pierce   City	Acquisition with New Construction, Operating Reserves, and Rent-up Reserves	Rental	\$500,000	\$500,000	\$100,000	20%	\$576,992	115%	\$1,176,992	6	93%	\$6	8.2	\$2,030,094
CD 3	21-TFRH-35033	Wakefield Development Corporation	Wakefield   City	Conversion	Rental	\$500,000	\$500,000	\$0	0%	\$280,403	56%	\$780,403	4	93%	\$3,800	5.4	\$1,346,051
CD 3	21-TFRH-35034	Wakefield Development Corporation	Wakefield   City	New Construction	Rental	\$500,000	\$500,000	\$0	0%	\$3,843,946	769%	\$4,343,946	30	93%	\$33,702	30.2	\$7,492,504

Congressional District	2021 Applications Awarded	Organization Awarded	Project Location	Project Description	Project Summary	Grant Amount Requested	Amount Awarded	Amount of Cash Match	Percent of Cash Match	Amount Leveraged	Percent of Leverage	Total Project Cost	# of Units	Occupancy Rate	Expected Monthly	Employment Generated	Community Investment
CD 3	21-TFRH-36024	Midwest Housing Initiatives, Inc.	Gage   County	Site Improvements with New Construction, Operating Reserves, Rent-up Reserves, and Developer Fee	Rental	\$670,000	\$670,000	\$166,484	25%	\$66,484	10%	\$902,968	4	93%	\$2,160	6.3	\$1,557,453
CD 3	21-TFTA-31021	High Plains Community Development Corporation, Inc.	Chadron   City	Nonprofit Technical Assistance	Technical Assistance	\$40,000	\$40,000	\$3,500	9%	\$7,500	19%	\$51,000	N/A	N/A	N/A	0.4	\$87,966
CD 3	21-TFTA-34023	Housing Development Corporation	Adams   County, Clay   County, Hall   County, Nuckolls   County, Webster   County	Nonprofit Technical Assistance	Technical Assistance	\$40,000	\$40,000	\$4,000	10%	\$0	0%	\$44,000	N/A	N/A	N/A	0.3	\$75,892
CD 3	21-TFTA-35026	Northeast Housing Initiatives, Inc.	Antelope   County, Cedar   County, Dakota   County, Dixon   County, Knox   County, Pierce   County	Nonprofit Technical Assistance	Technical Assistance	\$40,000	\$40,000	\$10,000	25%	\$0	0%	\$50,000	N/A	N/A	N/A	0.3	\$86,241
CD 3	21-TFTA-36029	Southeast Nebraska Community Action Partnership, Inc.	Cass   County, Johnson   County, Nemaha   County, Pawnee   County, Richardson   County, Sarpy   County	Nonprofit Technical Assistance	Technical Assistance	\$40,000	\$40,000	\$0	0%	\$0	0%	\$40,000	N/A	N/A	N/A	0.3	\$68,993

Legend: N/A = not applicable; U/N = unavailable



**PART 5:**  
THE RURAL WORKFORCE HOUSING FUND

Established by 2017's Rural Workforce Housing Investment Act, the Rural Workforce Housing Fund (RWHF) is spurring the development of quality, affordable workforce housing in counties of less than 100,000 inhabitants.

Awarded to nonprofit developers in collaboration with local governments, RWHF dollars are combined with at least 1:1 local match to generate revolving housing investment funds, which are put to work to finance new builds, rehabilitations and other housing activities.

*RWHF Round 1 Funding*

- ▶ DED awarded the first round of RWHF funding in 2018, with awards totaling \$7,009,000 to 14 nonprofit development organizations. That initial round of funding has since resulted in the

construction or substantial rehabilitation of over 800 housing units in more than three-dozen communities across Nebraska.

**Table 5.1** Rural Workforce Housing Fund, Investments in 2021 Made by Round 1 Recipients

RWHF Round 1 Recipient	RWHF Service Area	Target Communities (if applicable)	2021 Investment Amount
South Central Development District, Inc.	Adams, Buffalo, Clay, Franklin, Hall, Hamilton, Harlan, Howard, Kearney, Merrick, Nuckolls, Phelps, and Webster Counties		\$554,500
Central Nebraska Economic. Development, Inc.	Blaine, Boyd, Brown, Cherry, Custer, Garfield, Greeley, Holt, Keya Paha, Loup, Rock, Sherman, Valley and Wheeler Counties	O'Neill and Valentine	\$200,836
SEND, Inc.	Polk, Butler, Saunders, York, Seward, Cass, Otoe, Fillmore, Saline, Johnson, Nemaha, Thayer, Jefferson, Gage, Pawnee, and Richardson Counties	Auburn, Beatrice, Deshler, Fairbury, Geneva	\$100,600
MAPA Foundation	Blair		\$538,610
Wayne Community Housing Development Corporation	Wayne and Wakefield	\$10,940.23	\$252,155
Economic Development Council of Buffalo County	Buffalo County	Kearney, Ravenna, and Gibbon	\$80,000
North Platte Area Chamber and Development Corporation	Lincoln County		\$24,000
<b>Total</b>			<b>\$1,750,701</b>



- ▶ More investments will come to fruition from this initial round of funding as funds continue to revolve. Through 2021, over \$20 million has been invested through RWHF Round 1 funds, tallying \$113,572,431 in total project costs. This represents a 16:1 return on initial State investment.
- ▶ Recipients, project areas, and investments pertaining to RWHF 2017 funding are described in detail for the 2018, 2019 and 2020 program years within the Department's three prior Legislative Annual reports, which can be accessed at [opportunity.nebraska.gov](http://opportunity.nebraska.gov).

- ▶ In 2021, recipients of the first round of RWHF funding (2017) invested an additional \$1,750,701. This resulted in the new construction of 10 workforce housing units and the substantial rehabilitation of nine units, with total project costs valued at \$3.69 million.
- ▶ Table 5.1 reports investments made during the current reporting period (calendar year 2021) by recipients of the first round of RWHF funding. Note that data is provided only for those recipients who made new investments. Detailed award and other data for these recipients is provided in the Department's three previous annual reports.

*RWHF Round 2 Funding in 2021*

- ▶ Given the tremendous success of RWHF Round 1, the State Legislature invested an additional \$10 million for award in 2021. The majority of recipients gathered matching funds and drew State funds in 2021.
- ▶ To date, three Round 2 recipients have invested \$1,994,296 in projects, resulting in the new construction of 36 workforce housing units and the substantial rehabilitation of two additional units, with project costs totaling over \$8.4 million.



► Table 5.2 lists RWHF Round 2 Recipients, awards, service area information, and investments made in 2021.

**Table 5.2 Rural Workforce Housing Fund: Investments in 2021 Made by Round 2 Recipients**

RWHF Recipient	RWHF Service Area	Matching Funds	Funding Requested	Funding Awarded	2021 Investments
Twin Cities Development	Scotts Bluff, Morrill and Kimball Counties	\$918,745	\$915,000	\$915,000	
Keith County Housing Development Corporation	Keith County	\$686,450	\$400,000	\$400,000	
McCook Economic Development Corporation	Red Willow County	\$413,745	\$250,000	\$250,000	\$220,000
Cozad Development Corporation	Cozad	\$700,000	\$700,000	\$700,000	
Cuming County Economic Development, Inc.	Cuming County	\$500,000	\$500,000	\$500,000	
Schuyler Community Development, Inc.	Schuyler	\$761,000	\$750,000	\$750,000	
North Platte Area Chamber Development	North Platte	\$550,000	\$500,000	\$500,000	
NeighborWorks Northeast Nebraska	Columbus	\$772,500	\$750,000	\$750,000	
Pender Community Development, Inc.	Pender	\$600,000	\$600,000	\$600,000	
Seward County Chamber & Development Partnership	Seward County	\$631,500	\$631,500	\$631,500	
Gothenburg Improvement Company	Gothenburg	\$950,000	\$850,000	\$850,000	\$514,296
Grand Island Area Economic Development Corporation	Grand Island	\$1,000,000	\$1,000,000	\$1,000,000	
Aurora Housing Development Corporation	Aurora	\$1,000,000	\$1,000,000	\$1,000,000	\$1,260,000
Crete Housing & Development Corporation	Crete	\$280,000	\$280,000	\$280,000	
Custer Economic Development Corporation	Custer County	\$464,000	\$400,000	\$400,000	
South Central Economic Development District, Inc.	Adams, Buffalo, Clay, Franklin, Hall, Hamilton, Harlan, Howard, Kearney, Merrick, Nuckolls, Phelps, Webster Counties	\$163,000	\$160,000	\$160,000	
Dawson County Area Economic Development	Eustis, Farnam, Lexington, Sumner	\$500,000	\$313,500	\$313,500	
<b>Total</b>		<b>\$10,590,540</b>	<b>\$10,000,000</b>	<b>\$10,000,000</b>	<b>\$1,994,296</b>

### Nebraska Communities Make Innovative Use of RWHF

October 2021 marked progress on the housing front in O'Neill, as Lieutenant Governor Mike Foley joined locals and project leaders to cut the ribbon on three new builds made possible by Nebraska's Rural Workforce Housing Fund.

The duplex rental and single-family home on display were financed in part by a \$239,630 grant in 2018 to Central Nebraska Economic Development, Inc., with matching contributions from the City and the Nebraska Investment Finance Authority (NIFA).



**PART 6:**  
THE MIDDLE-INCOME WORKFORCE HOUSING ACT

*Created under the 2020 Middle Income Workforce Housing Investment Act (LB866) and signed into law by Gov. Ricketts, the MWHF provides matching grants to Nebraska nonprofits for investment into older neighborhoods and higher minority areas within parts of Douglas, Lancaster and Sarpy Counties.*

The awards will empower recipients to invest in local revolving workforce housing investment funds and spearhead projects – from new construction or rehabilitation to upper-story development – that add to the quantity of owner-occupied workforce housing options in their service areas.

*MWHF Funding Narrative, Fiscal Year 2020-2021*

DED received \$9,825,000 in requests for funding through the

MWHF in FY 2020-2021, across 10 applicants. DED awarded a total of \$9,601,990 to 10 applicants (Table 6.1). Applicants contributed \$9,601,990 in matching funds.

See the table on the next page for a list of MWHF applicants, their service areas, funding awarded and additional details.

*MWHF Investments-to-Date*

Due to the timing of awards and disbursement of funds during the current reporting period, only one investment is available on which to report. See Table 6.1 below. More information will be available as part of the Department’s Fiscal Year 2021-22 Legislative Annual Report.



**Table 6.1** Middle Income Workforce Housing Recipients, Fiscal Year 2020-2021

Applicant	Service Area	Target Communities (if Applicable)	Matching Funds	Funds Requested	Funds Awarded	Investment
Habitat for Humanity Omaha	Eastern portions of Omaha QCTs Miller Park, Minne Lusa areas in NE	Omaha Neighborhood Action and Fact, Adams Park, Kountze Park NRSAs	\$1,000,000	\$1,000,000	\$1,000,000	\$565,517
Holy Name Housing Corp.	Omaha	Douglas County	\$1,000,000	\$1,000,000	\$1,000,000	\$0
Nebraska Housing Resource	City of Lincoln QCTs within Lancaster County	n/a	\$1,000,000	\$1,000,000	\$1,000,000	\$0
NeighborWorks Lincoln	QCTs within Lancaster County	n/a	\$1,000,000	\$1,000,000	\$1,000,000	\$0
Omaha 100 Incorporated	City of Omaha, Douglas County	North and South Omaha in Douglas County	\$776,990	\$1,000,000	\$776,990	\$0
Omaha Economic Dev. Corp.	North 24th St Corridor, QCT 11 and 12	North Omaha	\$1,000,000	\$1,000,000	\$1,000,000	\$0
South of Downtown Community Dev. Org.	QCTs in Lincoln	Lincoln	\$1,000,000	\$1,000,000	\$1,000,000	\$0
Canopy South	South Omaha	Strong focus on Southside Terrace-Indian Hill Neighborhood	\$825,000	\$825,000	\$825,000	\$0
Spark Capital	Douglas County QCTs	Omaha	\$1,000,000	\$1,000,000	\$1,000,000	\$0
Seventy-Five North	North Omaha (Highlander Neighborhood)	Highlander Neighborhood/North Omaha/Douglas County	\$1,000,000	\$1,000,000	\$1,000,000	\$0

**PART 7:**  
THE CUSTOMIZED JOB TRAINING PROGRAM

*Growing the workforce is one of the most important economic issues of our time. CJT grants can help Nebraska job creators defer costs associated with training new or existing employees. This helps bring quality jobs to our state by ensuring Nebraska remains a competitive choice for businesses weighing relocation or expansion destinations.*

CJT grants are available to support projects that create jobs, or, due to new technology and equipment, require new skills training to enable the retention of existing employees. Businesses have one to three years to complete training for employees under CJT, and must maintain their employee baseline as of the time of application for at least two years.

Activities eligible under CJT include on-the-job training; preemployment

training; classroom training (on-site or at an institute of higher education); training tuition and fees; training materials and equipment; and other costs associated with training to adapt to new technologies or product lines.

See below for a description of DED-administered CJT funding for the 2021 program year.

*CJT Active Grants, 2021 Program Year*

A total of nine CJT contracts were active during the 2021 program year, representing \$5,181,700 in awards. Expenditures to date under those contracts total \$4,982,798. A total of 1,135 new employees have been trained as a result of CJT contracts that were active during 2021 (Table 7.1).

**Table 7.1 Customized Job Training Active Contracts, 2021 Program Year**

Business Name	Award	Expenditures to Date	New Employees Trained	Existing Employees Trained	Training Period Start Date	Training Period End Date
Monolith Materials	\$130,000.00	\$121,123.50	26	0	5/1/18	5/1/20
FAST Global Solutions	\$239,700.00	\$188,713.63	141	0	9/21/18	9/21/20
Agile Sports Technologies	\$185,000.00	\$178,498.33	37	0	7/1/18	7/1/20
Malco Products	\$20,000.00	\$19,999.84	10	0	1/29/19	1/29/22
Lincoln Premium Poultry	\$4,400,000.00	\$4,349,888.22	800	0	6/1/19	6/1/22
Red Berry Innovations	\$40,000.00	\$17,634.60	40	0	5/1/19	5/1/20
Staska Pharmaceuticals, Inc.	\$32,000.00	\$10,940.23	16	0	6/1/20	6/1/23
Petsource by Scoular	\$120,000.00	\$96,000.00	60	0	6/29/20	6/28/21
Corbion	\$15,000.00		5	0	3/1/21	2/28/22
<b>Total</b>	<b>\$5,181,700</b>	<b>\$4,982,798.35</b>	<b>1,135</b>			

*CJT Closed Grants 2021 Program Year*

As shown in Table 7.2, two CJT contracts were closed during the 2021 program year, representing \$135,000 in awards. These awards resulted in 88 new and 40 existing employees being trained between 2016-2019 (Table 7.2).

**Table 7.2 Customized Job Training Closed Contracts, 2021 Program Year**

Business Name	Award	Expenditures to Date	New Employees Trained	Existing Employees Trained	Training Period Start Date	Training Period End Date
Michael Foods	\$43,000.00	\$28,650.13	42	40	1/1/16	1/1/19
ACASS Systems Solutions	\$92,000.00	\$80,627.00	46	0	4/11/16	4/11/19
<b>Total:</b>	<b>\$135,000</b>	<b>\$109,277.13</b>	<b>84</b>	<b>40</b>		

**Use of Community Colleges or Private/In-House Training**

Lincoln Premium Poultry has utilized private and/or in-house training services. Utilized training programs include Alchemy Systems, which offers integrated programs at over 50,000 workplace locations; National Safety Council, which has served as the nation's leading safety advocate for over 100 years; Multi-Skills Training Services, which has been a leader in industrial skills training for over 26 years; Fletcher Safety Consulting, which provides OSHA certification and training; Lifeloc Technologies, which offers a wide variety of drug and alcohol program training; Vector Solutions/Convergence Training, which provides safety, industrial skills development, and compliance training; the University of Nebraska-Lincoln; Best Care EAP Training, which offers human resources training; BRL Training Portal on HR Hero, which offers human resources training; Work Warrior, which provides manager and organizational management training; PAACO, a preeminent authority on animal welfare and welfare auditing; GAF Consulting, which provides training for food safety program review; AgriStats, Inc., a data company in operation since 1985; AIB International, which provides HACCP Training for techs; and Poultry 101, a University of Arkansas product quality workshop.



**PART 8:**

**INTERN NEBRASKA (InternNE)**

*Internships and apprenticeships are a critical part of our efforts to attract and retain talented young Nebraskans and grow the workforce. Industry leaders project a shortage of skilled labor over the next decade and beyond. Meanwhile, creating internship opportunities and real-world work experiences is a proven strategy for encouraging youth to choose Nebraska as a place to call home and launch a career. The National Association of Colleges and Employers reports that more than half of paid and unpaid interns in 2019 converted into full-time entry-level hires, with up to 80% choosing to stay in the region where they interned.*

The Intern Nebraska Grant Program (InternNE) provides financial assistance to businesses that create new internships in Nebraska. InternNE grants can reimburse up to a 50% of an intern's wages, up to \$5,000 per internship. If the intern

is receiving a federal Pell Grant, InternNE can reimburse up to 75% of wages, up to \$7,500 per internship. Since its inception, InternNE has helped nearly 800 unique companies in Nebraska create over 3,583

internships. During the 2021 program year, DED awarded \$354,000 in InternNE funding, supporting 127 internships among 61 Nebraska employers. See Table 8.1 for details.

**Table 8.1 InternNE Nebraska Awards and Outcomes, 2021 Program Year**

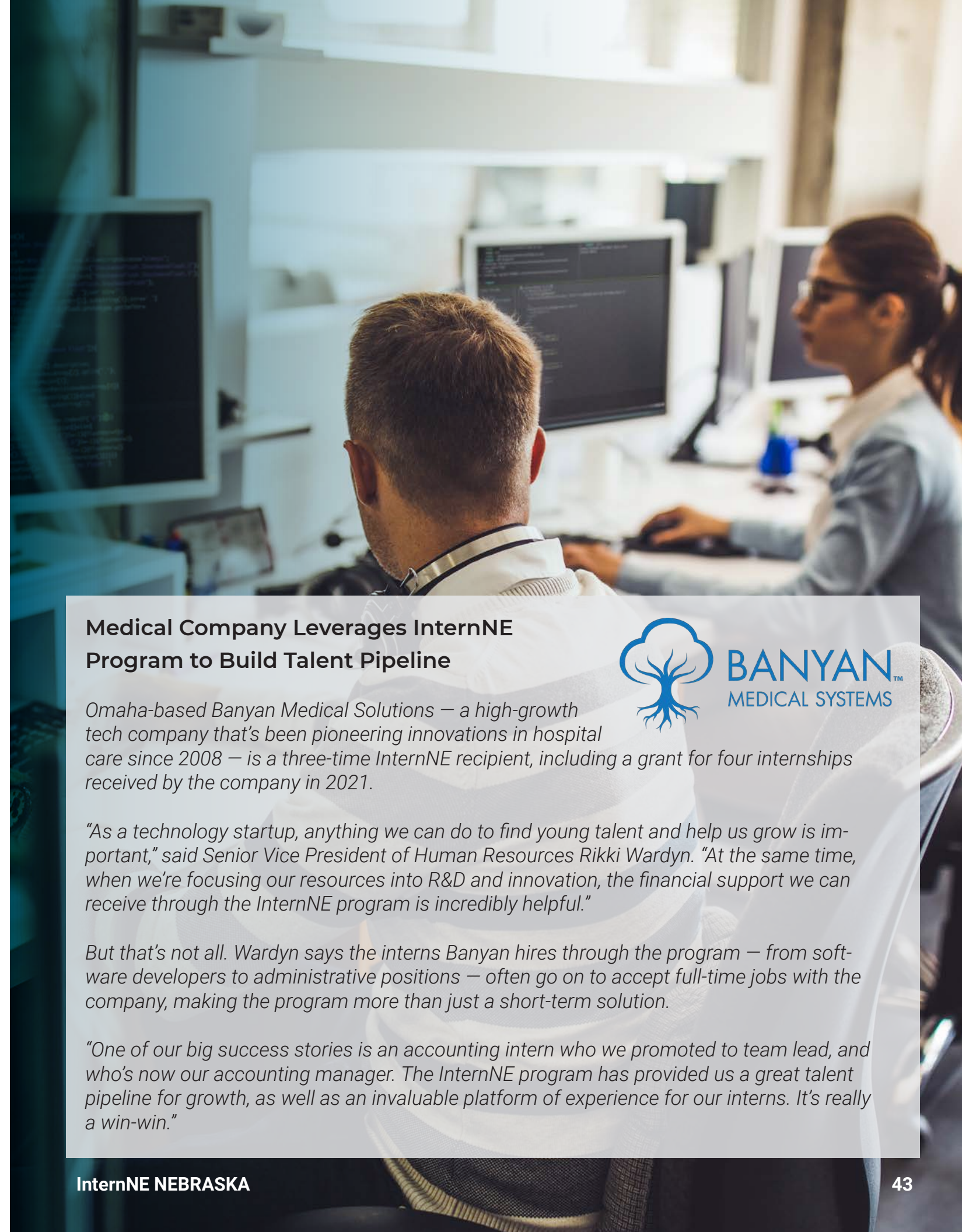
Business	Number of Internships Awarded	Total Grant Amount
ADS BIOTEC INC	1	\$3,500
American National Bank	3	\$10,500
ARYSE	3	\$6,000
Banyan Medical Systems	4	\$14,000
Beckenhauer Construction Inc.	2	\$7,000
Bish Enterprises	3	\$10,500
Blue Cross and Blue Shield of Nebraska	4	\$12,000
Bridges Trust	1	\$3,000
Buffalo County Community Health Partners, Inc.	2	\$6,000
CapStone Technologies	2	\$7,000
Catch Intelligence	1	\$3,500
Centese, Inc.	1	\$3,500

**Table 8.1 InternNE Nebraska Awards and Outcomes, 2021 Program Year (cont.d)**

Business	Number of Internships Awarded	Total Grant Amount
City Ventures Professional Services	1	\$3,500
Communication Systems Solutions, LLC	1	\$2,000
Daycos, Inc.	2	\$3,000
Duncan Aviation	3	\$9,000
EAD (Engineering, Automation, and Design)	5	\$15,000
Empirical Foods, Inc.	2	\$7,000
Encounter Telehealth, LLC	1	\$3,500
Event Vesta Inc	2	\$7,000
Executive Travel	1	\$2,000
Firespring	2	\$6,000
First National Bank of Omaha	1	\$3,000
First Nebraska Bank	3	\$6,000
Five Nines	7	\$24,500
Franchise Resource LLC	1	\$3,000
Gage County Historical Society and Museum	1	\$1,500
Gary Thompson Agency	1	\$2,000
Goodwill Industries of Greater Nebraska	1	\$2,500
Holland Basham Architects	2	\$7,000
Hurrdat, LLC	3	\$9,000
I See It Ventures	2	\$6,000
Jelecos LLC	3	\$6,000
KEIM FARM EQUIPMENT CO	2	\$6,000
Klute Inc.	1	\$3,500
KZCO, Inc.	1	\$3,500
Legacy of the Plains Museum	1	\$1,500
Medical Solutions, LLC	4	\$14,000
Monolith Materials	3	\$10,500
Morrissey Engineering, Inc.	1	\$3,500
Nelnet	5	\$10,000
Norder Supply, Inc.	1	\$2,000
OpenSky Policy Institute	1	\$2,000
Pen-Link, Ltd.	5	\$15,000
Pixel Bakery	1	\$2,000
Praxis CPA, LLC	1	\$1,500
QA Technologies	1	\$2,000
Quo Vadis, LLC	2	\$7,000
Rabble Mill	2	\$4,000
Rare Earth Salts Separations & Refining LLC	3	\$7,500

**Table 8.1** InternNE Nebraska Awards and Outcomes, 2021 Program Year (cont.d)

Business	Number of Internships Awarded	Total Grant Amount
Retail Aware	3	\$6,000
Retirement Plan Consultants	1	\$2,000
Social Assurance	1	\$2,000
Spark	1	\$3,500
Specialized Engineering Solutions, Inc.	2	\$4,000
TACKarchitects, Inc.	2	\$4,000
The Waldinger Corporation	2	\$4,000
Together We Acheive Miracles, Inc	1	\$1,000
UNICO Group, Inc.	1	\$2,000
Valmont Industries	3	\$6,000
Virtual Incision Corporation	3	\$9,000
<b>Total</b>	<b>127</b>	<b>\$354,000</b>



**Medical Company Leverages InternNE Program to Build Talent Pipeline**



*Omaha-based Banyan Medical Solutions – a high-growth tech company that’s been pioneering innovations in hospital care since 2008 – is a three-time InternNE recipient, including a grant for four internships received by the company in 2021.*

*“As a technology startup, anything we can do to find young talent and help us grow is important,” said Senior Vice President of Human Resources Rikki Wardyn. “At the same time, when we’re focusing our resources into R&D and innovation, the financial support we can receive through the InternNE program is incredibly helpful.”*

*But that’s not all. Wardyn says the interns Banyan hires through the program – from software developers to administrative positions – often go on to accept full-time jobs with the company, making the program more than just a short-term solution.*

*“One of our big success stories is an accounting intern who we promoted to team lead, and who’s now our accounting manager. The InternNE program has provided us a great talent pipeline for growth, as well as an invaluable platform of experience for our interns. It’s really a win-win.”*

**PART 9:**  
THE SITE AND BUILDING DEVELOPMENT FUND

*Industry-ready sites, buildings and infrastructure give a competitive edge to Nebraska communities seeking to attract high-quality job creators. Through the Site and Building Development Fund (SBDF), DED can help local stakeholders – whether independently or in collaboration with targeted employers – develop the facilities capable of achieving major retention, recruitment or expansion victories.*

DED competitively awards SBDF grants to local governments and Nebraska-based nonprofit organizations to support a range of activities, including land and building acquisition; building construction or acquisition; site preparation; infrastructure development and improvements; engineering and design costs; technical assistance

and planning; and other pre-approved costs. SBDF grants require a 1:1 match.

In 2021, DED awarded \$4,250,000 across 12 SBDF recipients to support projects in Adams, Buffalo, Cheyenne, Clay, Dodge, Douglas, Platte, Sarpy, and Washington Counties. This distribution of

funding occurred in 66.7% rural and 33.3% urban areas of the state, and impacted industries ranging from technology, to advanced manufacturing, to renewable energy.

Table 9.1 provides data pertaining to SBDF awards made during the 2021 program year.

**Table 9.1** Site and Building Development Awards, 2021 Program Year

Eligible Applicant	Benefiting Business	County	Award
Gateway Development Corporation	Dollar General	Washington	\$500,000
Sarpy County Economic Development Corporation	Amazon.com Services, LLC	Sarpy	\$1,500,000
Hastings Economic Development Corporation	Breechblock Renewables	Adams	\$1,000,000
Gateway Development Corporation	Purac America, Inc. aka Corbion	Washington	\$100,000
Greater Fremont Development Council	Summit Medical Staffing, LLC	Dodge	\$100,000
Economic Development Council of Buffalo County, Inc.	Compute North	Buffalo	\$100,000
Omaha Development Council, Inc.	The Scoular Company	Douglas	\$150,000
Omaha Development Council, Inc.	Gruma Corporation	Douglas	\$100,000
Sarpy County Economic Development Corporation	Home Depot	Sarpy	\$250,000
City of Fairfield	GPT, Inc.	Clay	\$50,000
City of Columbus	Viridis Chemical NE Asset Co 1 LLC	Platte	\$200,000
City of Sidney	ReCircled, LLC	Cheyenne	\$200,000
<b>Total</b>			<b>\$4,250,000</b>





ANNUAL REPORT  
**APPENDIX**

Historical Nebraska Affordable Housing Trust Fund (NAHTF) applications, 1998-2021

Congress- ional District	Application Awarded	Organization Awarded	Project Location	Project Description	Project Summary	Grant Amount Requested	Amount Awarded	Amount of Cash Match	Percent of Cash Match	Amount Leveraged	Percent of Leverage	Total Project Cost	# of Units	Occupancy Rate	Expected Monthly	Employment Generated	Community Investment
U/N	98-HO-103	Panhandle Community Services	Sidney	U/N	New Construction	U/N	\$336,000	U/N	U/N	\$2,730,513	813%	\$3,066,513	83	N/A	N/A	46.9	\$4,653,318
U/N	98-HO-104	Scottsbluff Terrytown Gering Community Development Corp.	Scottsbluff	U/N	New Construction	U/N	\$243,000	U/N	U/N	\$1,123,954	463%	\$1,366,954	15	N/A	N/A	23.4	\$2,372,052
U/N	98-HO-203	Village of Johnstown	Johnstown	U/N	Regional Homeowner	U/N	\$143,250	U/N	U/N	\$256,750	179%	\$400,000	14	N/A	N/A	9.2	\$669,264
U/N	98-HO-206	City of Loup City	Loup City	U/N	Downpayment Assistance	U/N	\$143,250	U/N	U/N	\$822,428	574%	\$965,678	4	N/A	N/A	13.6	\$1,336,047
U/N	98-HO-304	Gothenburg Housing Development Corporation	Gothenburg	U/N	New Construction	U/N	\$234,212	U/N	U/N	\$1,332,083	569%	\$1,566,295	43	N/A	N/A	20.6	\$2,319,195
U/N	98-HO-305	Mid-Nebraska Community Services	Imperial	U/N	New Construction	U/N	\$125,810	U/N	U/N	\$407,820	324%	\$533,630	5	N/A	N/A	10.1	\$948,695
U/N	98-HO-404	Central Nebraska Goodwill Housing	Grand Island	U/N	New Construction	U/N	\$47,516	U/N	U/N	\$546,300	1150%	\$593,816	16	N/A	N/A	10.2	\$1,072,414
U/N	98-HO-407	City of St. Paul	St. Paul	U/N	Downpayment Assistance	U/N	\$150,000	U/N	U/N	\$716,000	477%	\$866,000	14	N/A	N/A	11.9	\$1,229,268
U/N	98-HO-409	City of Grand Island	Grand Island	U/N	New Construction	U/N	\$100,000	U/N	U/N	\$124,441	124%	\$224,441	1	N/A	N/A	3.9	\$405,334
U/N	98-HO-510	Progress Corporation Oakland	Oakland	U/N	New Construction	U/N	\$148,500	U/N	U/N	\$320,700	216%	\$469,200	8	N/A	N/A	7.8	\$348,252
U/N	98-HO-511	Allen Development Group	Allen	U/N	New Construction	U/N	\$53,800	U/N	U/N	\$105,000	195%	\$158,800	2	N/A	N/A	1.8	\$201,090
U/N	98-HO-513	Village of Winslow	Winslow	U/N	Regional Homeowner	U/N	\$104,000	U/N	U/N	\$296,000	285%	\$400,000	14	N/A	N/A	9.1	\$779,676
U/N	98-HO-514	City of Tilden	Tilden	U/N	Regional Homeowner	U/N	\$200,000	U/N	U/N	\$0	0%	\$200,000	21	N/A	N/A	4.8	\$406,794
U/N	98-HO-523	Leigh & Snyder Housing Corporation	Leigh & Snyder	U/N	New Construction	U/N	\$107,000	U/N	U/N	\$759,473	710%	\$866,473	16	N/A	N/A	13.3	\$1,405,608
U/N	98-HO-612	Gage County Economic Development Corp	Beatrice	U/N	New Construction	U/N	\$239,490	U/N	U/N	\$1,324,750	553%	\$1,564,240	44	N/A	N/A	23.2	\$2,364,326
U/N	98-HO-613	Southeast Nebraska Community Action	Nebraska City	U/N	New Construction	U/N	\$158,340	U/N	U/N	\$1,399,390	884%	\$1,557,730	42	N/A	N/A	23.5	\$2,457,853
U/N	98-HO-614	Catholic Charities	David City	U/N	New Construction	U/N	\$50,000	U/N	U/N	\$975,006	1950%	\$1,025,006	16	N/A	N/A	13.9	\$1,524,548
U/N	98-HO-615	Auburn Affordable Housing	Auburn	U/N	New Construction	U/N	\$220,000	U/N	U/N	\$1,087,202	494%	\$1,307,202	3	N/A	N/A	17.4	\$1,968,544



Congressional District	Application Awarded	Organization Awarded	Project Location	Project Description	Project Summary	Grant Amount Requested	Amount Awarded	Amount of Cash Match	Percent of Cash Match	Amount Leveraged	Percent of Leverage	Total Project Cost	# of Units	Occupancy Rate	Expected Monthly	Employment Generated	Community Investment
U/N	98-HO-701	Housing and Neighborhood Developers	Omaha	U/N	Downpayment Assistance	U/N	\$77,500	U/N	U/N	\$708,309	914%	\$785,809	14	N/A	N/A	13.8	\$1,597,429
U/N	98-HO-702	Holy Name Housing Corporation	Omaha	U/N	New Construction	U/N	\$88,600	U/N	U/N	\$1,888,153	2131%	\$1,976,753	50	N/A	N/A	34.7	\$4,018,433
U/N	98-HO-703	South Omaha Affordable Housing Corp	Omaha	U/N	Downpayment Assistance	U/N	\$41,936	U/N	U/N	\$1,542,457	3678%	\$1,584,393	18	N/A	N/A	27.8	\$3,220,826
U/N	98-HO-705	Omaha Economic Development Corporation	Omaha	U/N	New Construction	U/N	\$57,000	U/N	U/N	\$2,314,330	4060%	\$2,371,330	18	N/A	N/A	41.6	\$4,820,548
U/N	98-HO-706	Omaha 100, Inc.	Omaha	U/N	Downpayment Assistance	U/N	\$125,000	U/N	U/N	\$141,000	113%	\$266,000	55	N/A	N/A	4.7	\$540,736
U/N	98-HO-708	Bethpage, Inc.	Omaha	U/N	New Construction	U/N	\$100,000	U/N	U/N	\$1,878,109	1878%	\$1,978,109	16	N/A	N/A	34.7	\$4,021,190
U/N	98-HO-709	Mount Moriah Missionary Baptist Church Dev. Corp.	Omaha	U/N	Regional Homeowner	U/N	\$61,704	U/N	U/N	\$3,255,261	5276%	\$3,316,965	64	N/A	N/A	77.1	\$8,013,521
U/N	98-HO-710	South Omaha Affordable Housing Corporation	Omaha	U/N	New Construction	U/N	\$38,000	U/N	U/N	\$1,786,600	4702%	\$1,824,600	19	N/A	N/A	32.0	\$3,709,130
U/N	98-HO-711	South Omaha Affordable Housing Corporation	Omaha	U/N	New Construction	U/N	\$33,600	U/N	U/N	\$1,984,861	5907%	\$2,018,461	21	N/A	N/A	35.4	\$4,103,218
U/N	98-HO-806	City of Lincoln	Lincoln	U/N	New Construction	U/N	\$257,324	U/N	U/N	\$2,968,000	1153%	\$3,225,324	33	N/A	N/A	58.0	\$6,189,168
U/N	98-HO-902	Native Council on Economic and Community Development	Macy	U/N	New Construction	U/N	\$76,500	U/N	U/N	\$0	0%	\$76,500	20	N/A	N/A	1.0	\$109,355
U/N	98-HO-903	Winnebago Tribe	Winnebago	U/N	Infrastructure	U/N	\$72,955	U/N	U/N	\$561,000	769%	\$633,955	12	N/A	N/A	2.3	\$243,551
U/N	99-TF-102	City of Scottsbluff	Scottsbluff	U/N	Regional Homeowner	U/N	\$200,000	U/N	U/N	\$26,000	13%	\$226,000	9	N/A	N/A	5.3	\$466,475
U/N	99-TF-202	Burwell Housing Authority	Burwell	U/N	New Construction	U/N	\$180,000	U/N	U/N	\$447,509	249%	\$627,509	9	N/A	N/A	8.2	\$880,786
U/N	99-TF-204	Village of Scotia	Scotia	U/N	Regional Homeowner	U/N	\$195,000	U/N	U/N	\$17,000	9%	\$212,000	19	N/A	N/A	4.2	\$341,618
U/N	99-TF-207	City of Bassett	Bassett	U/N	Downpayment Assistance	U/N	\$90,000	U/N	U/N	\$255,000	283%	\$345,000	5	N/A	N/A	4.7	\$486,531
U/N	99-TF-209	Central Nebraska Community Services, Inc.	Boyd, Brown, Holt, Keya Paha & Rock Counties	U/N	Rental/Downpayment Assistance	U/N	\$305,000	U/N	U/N	\$370,200	121%	\$675,200	19	N/A	N/A	9.2	\$930,767
U/N	99-TF-301	Southwest NE Community Betterment Corporation	Grant	U/N	New Construction	U/N	\$150,000	U/N	U/N	\$497,000	331%	\$647,000	6	N/A	N/A	8.0	\$924,043

Congressional District	Application Awarded	Organization Awarded	Project Location	Project Description	Project Summary	Grant Amount Requested	Amount Awarded	Amount of Cash Match	Percent of Cash Match	Amount Leveraged	Percent of Leverage	Total Project Cost	# of Units	Occupancy Rate	Expected Monthly	Employment Generated	Community Investment
U/N	99-TF-302	Mid-Nebraska Community Services	Imperial	U/N	New Construction	U/N	\$190,000	U/N	U/N	\$21,033	11%	\$211,033	2	N/A	N/A	3.4	\$358,792
U/N	99-TF-305	McCook Economic Dev. Corp.	McCook	U/N	New Construction	U/N	\$459,361	U/N	U/N	\$1,337,544	291%	\$1,796,905	12	N/A	N/A	28.2	\$2,879,099
U/N	99-TF-306	Cambridge Housing Authority	Cambridge	U/N	Regional Homeowner	U/N	\$235,620	U/N	U/N	\$962,963	409%	\$1,198,583	16	N/A	N/A	22.5	\$2,112,117
U/N	99-TF-401	Harvard Townhouse, Inc.	Harvard	U/N	New Construction	U/N	\$200,000	U/N	U/N	\$437,750	219%	\$637,750	8	N/A	N/A	8.1	\$926,528
U/N	99-TF-402	Orleans Housing Authority	Orleans	U/N	New Construction	U/N	\$142,073	U/N	U/N	\$317,980	224%	\$460,053	6	N/A	N/A	6.3	\$645,314
U/N	99-TF-403	Central City Housing Authority	Central City	U/N	New Construction	U/N	\$217,712	U/N	U/N	\$1,087,224	499%	\$1,304,936	16	N/A	N/A	17.4	\$1,959,452
U/N	99-TF-404	Autumn Village, Inc.	Kearney	U/N	New Construction	U/N	\$65,419	U/N	U/N	\$877,500	1341%	\$942,919	15	N/A	N/A	15.1	\$1,603,123
U/N	99-TF-406	City of Holdrege	Holdrege	U/N	Regional Homeowner	U/N	\$200,000	U/N	U/N	\$60,277	30%	\$260,277	7	N/A	N/A	5.2	\$479,634
U/N	99-TF-501	Tilden Housing Development Corporation	Tilden	U/N	New Construction	U/N	\$190,000	U/N	U/N	\$601,992	317%	\$791,992	7	N/A	N/A	13.4	\$1,380,160
U/N	99-TF-507	Building Furures II, Inc.	Norfolk	U/N	New Construction	U/N	\$28,985	U/N	U/N	\$591,400	2040%	\$620,385	10	N/A	N/A	10.6	\$1,081,112
U/N	99-TF-509	Clearwater	Clearwater	U/N	Rental/Downpayment Assistance	U/N	\$400,000	U/N	U/N	\$348,129	87%	\$748,129	29	N/A	N/A	10.0	\$1,059,381
U/N	99-TF-514	Village of Leigh	16 Counties in Northeast Nebraska	U/N	Regional Homeowner	U/N	\$300,000	U/N	U/N	\$49,500	17%	\$349,500	35	N/A	N/A	5.4	\$566,965
U/N	99-TF-515	Woodland Park Housing Authority	Stanton County	U/N	Regional Homeowner	U/N	\$400,000	U/N	U/N	\$36,000	9%	\$436,000	4	N/A	N/A	5.3	\$613,537
U/N	99-TF-517	Elkhorn Valley Community Development Corp.	Norfolk	U/N	Downpayment Assistance	U/N	\$210,000	U/N	U/N	\$1,300,000	619%	\$1,510,000	17	N/A	N/A	25.7	\$2,631,394
U/N	99-TF-601	Blue Valley Community Action	Beatrice	U/N	New Construction	U/N	\$250,000	U/N	U/N	\$1,747,000	699%	\$1,997,000	34	N/A	N/A	28.6	\$3,013,474
U/N	99-TF-602	Osceola Shelby Housing I, Limited Partnership	Osceola & Shelby	U/N	New Construction	U/N	\$270,000	U/N	U/N	\$718,700	266%	\$988,700	12	N/A	N/A	11.9	\$1,376,613
U/N	99-TF-603	Southeast Nebraska Affordable Housing Council	8 Counties in Southeast Nebraska	U/N	Regional Homeowner	U/N	\$400,000	U/N	U/N	\$1,408,000	352%	\$1,808,000	12	N/A	N/A	32.9	\$3,248,912
U/N	99-TF-604	Southeast Nebraska Affordable Housing Council	Plattsmouth	U/N	Regional Homeowner	U/N	\$190,752	U/N	U/N	\$457,332	240%	\$648,084	6	N/A	N/A	11.8	\$1,164,584
U/N	99-TF-609	Southeast Nebraska Affordable Housing Council	Seward	U/N	New Construction	U/N	\$473,464	U/N	U/N	\$1,348,103	285%	\$1,821,567	12	N/A	N/A	24.7	\$2,756,730

Congressional District	Application Awarded	Organization Awarded	Project Location	Project Description	Project Summary	Grant Amount Requested	Amount Awarded	Amount of Cash Match	Percent of Cash Match	Amount Leveraged	Percent of Leverage	Total Project Cost	# of Units	Occupancy Rate	Expected Monthly	Employment Generated	Community Investment
U/N	99-TF-610	Gage County Economic Development Corporation	Beatrice	U/N	New Construction	U/N	\$437,176	U/N	U/N	\$1,382,466	316%	\$1,819,642	12	N/A	N/A	26.1	\$2,745,840
U/N	99-TF-612	City of Seward	Seward	U/N	New Construction	U/N	\$215,000	U/N	U/N	\$898,863	418%	\$1,113,863	14	N/A	N/A	15.1	\$1,685,703
U/N	99-TF-701	Christmas in April - Omaha	Omaha	U/N	Regional Homeowner	U/N	\$146,000	U/N	U/N	\$79,000	54%	\$225,000	79	N/A	N/A	5.1	\$543,392
U/N	99-TF-706	City of Omaha	Omaha	U/N	Downpayment Assistance	U/N	\$500,000	U/N	U/N	\$4,770,000	954%	\$5,270,000	6	N/A	N/A	89.4	\$10,692,415
U/N	99-TF-708	Immanuel Elderly Housing	Omaha	U/N	New Construction	U/N	\$250,000	U/N	U/N	\$4,139,777	1656%	\$4,389,777	50	N/A	N/A	74.5	\$8,906,511
U/N	99-TF-801	Christmas in April - Lincoln	Lincoln	U/N	Regional Homeowner	U/N	\$33,000	U/N	U/N	\$31,833	96%	\$64,833	8	N/A	N/A	1.5	\$147,502
U/N	99-TF-802	City of Lincoln	Lincoln	U/N	Regional Homeowner	U/N	\$200,000	U/N	U/N	\$207,000	104%	\$407,000	11	N/A	N/A	9.6	\$925,968
U/N	99-TF-803	Lincoln Action Program	Lincoln	U/N	New Construction	U/N	\$80,000	U/N	U/N	\$178,000	223%	\$258,000	16	N/A	N/A	4.5	\$563,693
U/N	99-TFPD-102	Scotts Bluff County Housing Authority	Scotts Bluff County	U/N	Pre-development	U/N	\$15,650	U/N	U/N	\$0	0%	\$15,650	U/N	N/A	N/A	0.6	\$35,699
U/N	99-TFPD-602	Southeast Nebraska Affordable Housing Council	Plattsmouth	U/N	Pre-development	U/N	\$10,000	U/N	U/N	\$1,000	10%	\$11,000	U/N	N/A	N/A	0.4	\$22,004
U/N	99-TFPD-603	Nemaha County Economic Development Alliance	Nemaha	U/N	Pre-development	U/N	\$9,000	U/N	U/N	\$1,000	11%	\$10,000	U/N	N/A	N/A	0.4	\$18,639
U/N	99-TFPD-606	23 Preservation Foundation	Fairbury	U/N	Pre-development	U/N	\$20,000	U/N	U/N	\$0	0%	\$20,000	U/N	N/A	N/A	0.9	\$38,223
U/N	99-TFPD-702	Community Housing and Services Corporation	Omaha	U/N	Pre-development	U/N	\$20,000	U/N	U/N	\$172,245	861%	\$192,245	U/N	N/A	N/A	7.7	\$533,432
U/N	99-TFPD-801	Daywatch	Lincoln	U/N	Pre-development	U/N	\$20,000	U/N	U/N	\$2,000	10%	\$22,000	U/N	N/A	N/A	1.0	\$55,501
U/N	99-TFTA-101	High Plains Community Development Corporation	Dawes, Sheridan, Sioux & Box Butte Counties	U/N	Technical Assistance	U/N	\$27,785	U/N	U/N	\$27,785	100%	\$55,570	U/N	N/A	N/A	2.1	\$95,323
U/N	99-TFTA-201	Central Nebraska Community Services, Inc.	Loup City	U/N	Technical Assistance	U/N	\$16,823	U/N	U/N	\$0	0%	\$16,823	U/N	N/A	N/A	0.6	\$25,711
U/N	99-TFTA-401	Mid-Nebraska Community Services	Kearney	U/N	Technical Assistance	U/N	\$25,000	U/N	U/N	\$66,417	266%	\$91,417	U/N	N/A	N/A	5.1	\$180,465
U/N	99-TFTA-501	Wayne County Housing Dev. Corp.	Wayne	U/N	Technical Assistance	U/N	\$4,540	U/N	U/N	\$2,412	53%	\$6,952	U/N	N/A	N/A	0.3	\$13,283
U/N	99-TFTA-504	Northeast Housing Initiative	Cedar, Dixon & Pierce Counties	U/N	Technical Assistance	U/N	\$26,980	U/N	U/N	\$27,200	101%	\$54,180	U/N	N/A	N/A	0.7	\$76,242

Congressional District	Application Awarded	Organization Awarded	Project Location	Project Description	Project Summary	Grant Amount Requested	Amount Awarded	Amount of Cash Match	Percent of Cash Match	Amount Leveraged	Percent of Leverage	Total Project Cost	# of Units	Occupancy Rate	Expected Monthly	Employment Generated	Community Investment
U/N	99-TFTA-505	Three Rivers Development Corp (Burt/Washington County Community Housing Development Organizations)	Tekamah	U/N	Technical Assistance	U/N	\$25,000	U/N	U/N	\$0	0%	\$25,000	U/N	N/A	N/A	0.7	\$51,546
U/N	99-TFTA-601	Blue Valley Community Action	Fairbury	U/N	Technical Assistance	U/N	\$25,000	U/N	U/N	\$3,571	14%	\$28,571	U/N	N/A	N/A	1.3	\$54,604
U/N	99-TFTA-602	Blue Valley Community Action	Fairbury	U/N	Technical Assistance	U/N	\$25,000	U/N	U/N	\$95,648	383%	\$120,648	U/N	N/A	N/A	5.3	\$230,578
U/N	99-TFTA-701	Omaha 100, Incorporated	Omaha	U/N	Technical Assistance	U/N	\$25,000	U/N	U/N	\$141,000	564%	\$166,000	U/N	N/A	N/A	6.5	\$460,195
U/N	99-TFTA-702	Omaha Economic Development Corporation	Omaha	U/N	Technical Assistance	U/N	\$25,000	U/N	U/N	\$25,000	100%	\$50,000	U/N	N/A	N/A	2.0	\$138,613
U/N	99-TFTA-703	South Omaha Affordable Housing Corporation	Omaha	U/N	Technical Assistance	U/N	\$25,000	U/N	U/N	\$98,622	394%	\$123,622	U/N	N/A	N/A	4.9	\$312,712
U/N	99-TFTA-704	Family Housing Advisory Services	Omaha	U/N	Technical Assistance	U/N	\$25,000	U/N	U/N	\$179,400	718%	\$204,400	U/N	N/A	N/A	8.1	\$566,651
U/N	99-TFTA-712	Housing and Neighborhood Developers	Omaha	U/N	Technical Assistance	U/N	\$24,000	U/N	U/N	\$139,500	581%	\$163,500	U/N	N/A	N/A	6.4	\$453,264
U/N	99-TFTA-802	Nebraska Association of Community Housing Development Organizations	Statewide	U/N	Technical Assistance	U/N	\$25,000	U/N	U/N	\$67,772	271%	\$92,772	U/N	N/A	N/A	4.4	\$232,429
U/N	99-TFTA-902	Nee-Shock-Ha-Chee Community Development Corp.	Winnebago	U/N	Technical Assistance	U/N	\$30,872	U/N	U/N	\$80,163	260%	\$111,035	U/N	N/A	N/A	2.2	\$177,193
U/N	00-TFATP-001	Great Plains Paralyzed Veterans of America Education Center	Statewide	U/N	Regional Homeowner	U/N	\$200,000	U/N	U/N	\$0	0%	\$200,000	12	N/A	N/A	4.8	\$482,438
U/N	00-TFHP-102	Panhandle Community Services	Cheyenne County	U/N	Downpayment Assistance	U/N	\$142,494	U/N	U/N	\$1,294,000	908%	\$1,436,494	2	U/N	N/A	22.0	\$2,179,825
U/N	00-TFHP-103	High Plains Community Development Corp.	Dawes, Sheridan, Sioux & Box Butte Counties	U/N	Downpayment Assistance	U/N	\$158,500	U/N	U/N	\$37,425	24%	\$195,925	14	U/N	N/A	7.4	\$336,083
U/N	00-TFHP-201	CORE Development	Holt County	U/N	Rental/Downpayment Assistance	U/N	\$250,000	U/N	U/N	\$167,500	67%	\$417,500	18	U/N	N/A	7.8	\$684,987

Congressional District	Application Awarded	Organization Awarded	Project Location	Project Description	Project Summary	Grant Amount Requested	Amount Awarded	Amount of Cash Match	Percent of Cash Match	Amount Leveraged	Percent of Leverage	Total Project Cost	# of Units	Occupancy Rate	Expected Monthly	Employment Generated	Community Investment
U/N	00-TFHP-301	City of Imperial	Imperial	U/N	Regional Homeowner	U/N	\$52,600	U/N	U/N	\$157,800	300%	\$210,400	1	U/N	N/A	4.0	\$374,052
U/N	00-TFHP-303	Southwest NE Community Betterment Corporation	Chase, Dundy, Hayes, Hitchcock & Perkins County	U/N	Rental/Downpayment Assistance	U/N	\$255,350	U/N	U/N	\$131,850	52%	\$387,200	14	U/N	N/A	7.4	\$688,369
U/N	00-TFHP-505	City of Wakefield	Wakefield	U/N	Downpayment Assistance	U/N	\$314,650	U/N	U/N	\$900,000	286%	\$1,214,650	14	U/N	N/A	13.3	\$1,585,300
U/N	00-TFHP-50	City of Dakota City	Dakota City	U/N	Downpayment Assistance	U/N	\$158,700	U/N	U/N	\$1,124,000	708%	\$1,282,700	10	U/N	N/A	14.7	\$1,866,596
U/N	00-TFHP-507	CORE Development	Antelope County	U/N	Downpayment Assistance	U/N	\$55,994	U/N	U/N	\$109,725	196%	\$165,719	12	U/N	N/A	2.2	\$234,612
U/N	00-TFHP-601	Blue Valley Community Action	Butler, Fillmore, Gage, Polk, Jefferson, Saline, Seward, Thayer, & York Counties	U/N	Downpayment Assistance	U/N	\$300,000	U/N	U/N	\$3,090,910	1030%	\$3,390,910	60	U/N	N/A	48.5	\$5,116,885
U/N	00-TFHP-701	City of Omaha	Omaha	U/N	Downpayment Assistance	U/N	\$676,762	U/N	U/N	\$1,036,200	153%	\$1,712,962	39	U/N	N/A	67.5	\$4,748,776
U/N	00-TFHP-801	City of Lincoln	Lincoln	U/N	Downpayment Assistance/Rental/New Construction	U/N	\$349,804	U/N	U/N	\$2,720,000	778%	\$3,069,804	5	U/N	N/A	58.2	\$6,254,063
U/N	00-TFHP-901	Northern Ponca Housing Authority	Federal Designated Service Area	U/N	Regional Homeowner	U/N	\$192,000	U/N	U/N	\$17,100	9%	\$209,100	5	U/N	N/A	4.8	\$425,450
U/N	00-TFPD-401	City of Genoa	Genoa	U/N	Pre-development	U/N	\$4,500	U/N	U/N	\$2,200	49%	\$6,700	U/N	N/A	N/A	0.3	\$31,512
U/N	00-TFPD-501	City of Crofton	Crofton	U/N	Pre-development	U/N	\$4,500	U/N	U/N	\$500	11%	\$5,000	U/N	N/A	N/A	0.1	\$10,835
U/N	00-TFPD-601	Greater Wahoo Development Foundation	Wahoo	U/N	Pre-development	U/N	\$20,000	U/N	U/N	\$2,742	14%	\$22,742	U/N	N/A	N/A	0.7	\$45,286
U/N	00-TFRH-102	Scotts Bluff County Housing Authority	Scotts Bluff County	U/N	New Construction	U/N	\$163,500	U/N	U/N	\$474,500	290%	\$638,000	7	U/N	U/N	10.3	\$1,114,203
U/N	00-TFRH-202	City of Albion	Albion	U/N	New Construction	U/N	\$221,500	U/N	U/N	\$411,061	186%	\$632,561	8	U/N	U/N	8.3	\$895,530
U/N	00-TFRH-302	Bethpage, Inc.	Lexington & Holdrege	U/N	New Construction	U/N	\$40,000	U/N	U/N	\$543,583	1359%	\$583,583	6	U/N	U/N	11.6	\$1,075,418
U/N	00-TFRH-402	Hastings/Adams County Housing Dev. Corp.	Hastings	U/N	New Construction	U/N	\$168,500	U/N	U/N	\$1,477,251	877%	\$1,645,751	16	U/N	U/N	25.3	\$2,858,269
U/N	00-TFRH-502	Catholic Charities	Columbus	U/N	New Construction	U/N	\$250,000	U/N	U/N	\$0	0%	\$250,000	24	U/N	U/N	3.4	\$399,309

Congressional District	Application Awarded	Organization Awarded	Project Location	Project Description	Project Summary	Grant Amount Requested	Amount Awarded	Amount of Cash Match	Percent of Cash Match	Amount Leveraged	Percent of Leverage	Total Project Cost	# of Units	Occupancy Rate	Expected Monthly	Employment Generated	Community Investment
U/N	00-TFRH-503	Northeast Housing Initiative	West Point	U/N	New Construction	U/N	\$164,958	U/N	U/N	\$485,042	294%	\$650,000	8	U/N	U/N	7.6	\$878,456
U/N	00-TFRH-504	Columbus Development Corporation	Columbus	U/N	New Construction	U/N	\$460,693	U/N	U/N	\$1,413,851	307%	\$1,874,544	12	U/N	U/N	25.6	\$2,994,092
U/N	00-TFRH-505	Good Sheppard Assisted Living Center	Blair	U/N	New Construction	U/N	\$27,538	U/N	U/N	\$1,360,733	4941%	\$1,388,271	20	U/N	U/N	15.8	\$2,066,743
U/N	00-TFRH-603	Southeast Community College	Beatrice	U/N	New Construction	U/N	\$131,251	U/N	U/N	\$902,779	688%	\$1,034,030	10	U/N	U/N	14.4	\$1,560,500
U/N	00-TFRH-609	Seward County Housing Corporation	Seward	U/N	New Construction	U/N	\$373,000	U/N	U/N	\$935,546	251%	\$1,308,546	16	U/N	U/N	17.8	\$1,980,332
U/N	00-TFRH-610	Nemaha County Economic Development Alliance	Johnson, Auburn & Nemaha	U/N	New Construction	U/N	\$400,000	U/N	U/N	\$1,299,421	325%	\$1,699,421	16	U/N	U/N	5.3	\$602,369
U/N	00-TFRH-701	Douglas County Housing Authority	Omaha	U/N	New Construction	U/N	\$200,000	U/N	U/N	\$2,057,103	1029%	\$2,257,103	20	U/N	U/N	37.3	\$4,581,940
U/N	00-TFRH-702	South Omaha Affordable Housing Corporation	Omaha	U/N	New Construction	U/N	\$340,980	U/N	U/N	\$3,776,020	1107%	\$4,117,000	30	U/N	U/N	68.1	\$8,357,548
U/N	00-TFRH-801	Lincoln Civic Housing	Lincoln	U/N	New Construction	U/N	\$350,000	U/N	U/N	\$6,012,609	1718%	\$6,362,609	20	U/N	U/N	107.9	\$12,187,190
U/N	00-TFSD-101	Panhandle Community Services	Sidney	U/N	Downpayment Assistance	U/N	\$150,000	U/N	U/N	\$3,206,200	2137%	\$3,356,200	9	N/A	N/A	51.3	\$5,092,907
U/N	00-TFSD-102	Scotts Bluff County Housing Authority	Gering	U/N	Infrastructure	U/N	\$200,000	U/N	U/N	\$290,500	145%	\$490,500	15	N/A	N/A	11.5	\$845,228
U/N	00-TFSD-501	City of Norfolk	Norfolk	U/N	Infrastructure	U/N	\$400,000	U/N	U/N	\$5,347,165	1337%	\$5,747,165	32	N/A	N/A	97.8	\$10,015,268
U/N	00-TFTA-301	Southwest NE Community Betterment Corporation	Grant	U/N	Technical Assistance	U/N	\$25,000	U/N	U/N	\$0	0%	\$25,000	U/N	N/A	N/A	0.9	\$42,872
U/N	00-TFTA-701	Holy Name Housing Corporation	Omaha	U/N	Technical Assistance	U/N	\$25,000	U/N	U/N	\$127,847	511%	\$152,847	U/N	N/A	N/A	5.9	\$426,945
U/N	00-TFTA-704	Omaha Habitat for Humanity	Omaha	U/N	Technical Assistance	U/N	\$25,000	U/N	U/N	\$65,000	260%	\$90,000	U/N	N/A	N/A	6.3	\$454,573
U/N	00-TFTA-705	Family Housing Advisory Services	Omaha	U/N	Technical Assistance	U/N	\$25,000	U/N	U/N	\$259,000	1036%	\$284,000	U/N	N/A	N/A	11.0	\$793,298
U/N	00-TFTA-802	Nebraska Housing Resource	Lincoln	U/N	Technical Assistance	U/N	\$25,000	U/N	U/N	\$25,000	100%	\$50,000	U/N	N/A	N/A	0.8	\$95,771
U/N	00-TFTA-901	Native Council on Economic and Community Development	Walthill	U/N	Technical Assistance	U/N	\$25,000	U/N	U/N	\$40,000	160%	\$65,000	U/N	N/A	N/A	1.3	\$106,352

Congressional District	Application Awarded	Organization Awarded	Project Location	Project Description	Project Summary	Grant Amount Requested	Amount Awarded	Amount of Cash Match	Percent of Cash Match	Amount Leveraged	Percent of Leverage	Total Project Cost	# of Units	Occupancy Rate	Expected Monthly	Employment Generated	Community Investment
U/N	01-TFATP-001	Great Plains Paralyzed Veterans of America Education Center	Statewide	U/N	Regional Homeowner	U/N	\$200,000	U/N	U/N	\$0	0%	\$200,000	5	N/A	N/A	4.8	\$482,438
U/N	01-TFHP-001	Nebraska Housing Resource	Statewide	U/N	New Construction	U/N	\$100,000	U/N	U/N	\$53,250	53%	\$153,250	4	U/N	N/A	3.7	\$369,668
U/N	01-TFHP-202	City of Atkinson	Atkinson, Emmet, Spencer, Bristow, Butte & Lynch	U/N	Downpayment Assistance/Rental	U/N	\$400,000	U/N	U/N	\$427,500	107%	\$827,500	18	U/N	N/A	11.3	\$1,166,969
U/N	01-TFHP-302	Southwest NE Community Betterment Corporation	Chase, Dundy, Hayes, Hitchcock & Perkins County	U/N	Regional Homeowner	U/N	\$333,900	U/N	U/N	\$116,900	35%	\$450,800	21	U/N	N/A	8.6	\$801,438
U/N	01-TFHP-402	Hastings/Adams County Housing Dev. Corp.	Hastings	U/N	Downpayment Assistance	U/N	\$94,500	U/N	U/N	\$553,000	585%	\$647,500	10	U/N	N/A	9.8	\$1,124,550
U/N	01-TFHP-403	Mid-Nebraska Community Action	Buffalo County	U/N	Regional Homeowner	U/N	\$400,000	U/N	U/N	\$36,400	9%	\$436,400	17	U/N	N/A	7.0	\$741,954
U/N	01-TFHP-501	Village of Leigh	Burt, Cedar, Colfax, Cuming, Dixon, Dodge, Madison, Pierce, Platte, Stanton, Thurston & Wayne Counties	U/N	Downpayment Assistance	U/N	\$400,000	U/N	U/N	\$1,586,172	397%	\$1,986,172	29	U/N	N/A	25.9	\$2,657,532
U/N	01-TFHP-503	Elkhorn Valley Community Development Corp.	Norfolk	U/N	Rental/Downpayment Assistance	U/N	\$410,000	U/N	U/N	\$1,575,000	384%	\$1,985,000	18	U/N	N/A	33.8	\$3,459,150
U/N	01-TFHP-701	City of Omaha	Omaha	U/N	New Construction	U/N	\$445,238	U/N	U/N	\$0	0%	\$445,238	32	U/N	N/A	7.8	\$905,100
U/N	01-TFHP-801	City of Lincoln	Lincoln	U/N	New Construction	U/N	\$230,134	U/N	U/N	\$667,000	290%	\$897,134	12	U/N	N/A	4.1	\$441,611
U/N	01-TFIN-602	Blue Valley Community Action	Wymore	U/N	Infrastructure	U/N	\$50,000	U/N	U/N	\$15,000	30%	\$65,000	2	N/A	N/A	0.9	\$98,085
U/N	01-TFPD-605	Syracuse Housing Development	Syracuse	U/N	Pre-development	U/N	\$17,000	U/N	U/N	\$0	0%	\$17,000	U/N	N/A	N/A	0.3	\$25,653
U/N	01-TFPD-606	Beatrice Housing Agency	Beatrice	U/N	Pre-development	U/N	\$17,500	U/N	U/N	\$0	0%	\$17,500	U/N	N/A	N/A	0.2	\$26,407
U/N	01-TFPD-801	Southeast Nebraska Affordable Housing Council	Lincoln	U/N	Pre-development	U/N	\$56,380	U/N	U/N	\$0	0%	\$56,380	U/N	N/A	N/A	1.0	\$108,189
U/N	01-TFRH-104	Cirrus House, Inc.	Scottsbluff	U/N	New Construction	U/N	\$385,181	U/N	U/N	\$1,788,416	464%	\$2,173,597	29	U/N	U/N	35.0	\$3,795,981
U/N	01-TFRH-201	Keyapaha Housing Corporation	Valentine	U/N	New Construction	U/N	\$50,000	U/N	U/N	\$538,015	1076%	\$588,015	8	U/N	U/N	8.0	\$829,239

Congressional District	Application Awarded	Organization Awarded	Project Location	Project Description	Project Summary	Grant Amount Requested	Amount Awarded	Amount of Cash Match	Percent of Cash Match	Amount Leveraged	Percent of Leverage	Total Project Cost	# of Units	Occupancy Rate	Expected Monthly	Employment Generated	Community Investment
U/N	01-TFRH-202	Pilgrim/Omaha Econ. Dev. Corp. Community	Omaha	U/N	New Construction	U/N	\$50,000	U/N	U/N	\$50,000	100%	\$0	20	U/N	U/N	1.9	\$139,665
U/N	01-TFRH-301	Keith County Housing Development Corporation	Ogallala	U/N	New Construction	U/N	\$401,400	U/N	U/N	\$961,812	240%	\$1,363,212	16	U/N	U/N	24.1	\$2,078,731
U/N	01-TFRH-501	Fremont Housing Authority	Fremont	U/N	New Construction	U/N	\$376,000	U/N	U/N	\$4,055,692	1079%	\$4,431,692	39	U/N	U/N	75.4	\$7,722,866
U/N	01-TFRH-701	New Creations	Omaha	U/N	New Construction	U/N	\$100,000	U/N	U/N	\$0	0%	\$100,000	19	U/N	U/N	3.9	\$279,330
U/N	01-TFTA-001	Nebraska Housing Resource	Statewide	U/N	Operating Assistance	U/N	\$40,000	U/N	U/N	\$4,000	10%	\$44,000	U/N	N/A	N/A	0.8	\$84,433
U/N	01-TFTA-301	Southwest NE Community Betterment Corporation	Grant	U/N	Operating Assistance	U/N	\$25,000	U/N	U/N	\$0	0%	\$25,000	U/N	N/A	N/A	0.9	\$42,872
U/N	01-TFTA-502	Native Council on Economic and Community Development	Macy & Walthill	U/N	Operating Assistance	U/N	\$25,000	U/N	U/N	\$0	0%	\$25,000	U/N	N/A	N/A	0.5	\$40,905
U/N	01-TFTA-702	South Omaha Affordable Housing Corporation	Omaha	U/N	Operating Assistance	U/N	\$25,000	U/N	U/N	\$0	0%	\$25,000	U/N	N/A	N/A	1.0	\$69,833
U/N	01-TFTA-703	Family Housing Advisory Services	Omaha	U/N	Operating Assistance	U/N	\$25,000	U/N	U/N	\$0	0%	\$25,000	U/N	N/A	N/A	1.0	\$69,833
U/N	01-TFTA-704	Omaha 100, Inc.	Omaha	U/N	Operating Assistance	U/N	\$25,000	U/N	U/N	\$0	0%	\$25,000	U/N	N/A	N/A	1.0	\$69,833
U/N	01-TFTA-801	Nebraska Association of Community Housing Development Organizations	Statewide	U/N	Operating Assistance	U/N	\$25,000	U/N	U/N	\$123,325	493%	\$148,325	U/N	N/A	N/A	1.0	\$115,883
U/N	02-TFHP-001	Nebraska Housing Developers	Statewide	U/N	Operating Assistance	U/N	\$200,000	U/N	U/N	\$16,800	8%	\$216,800	U/N	U/N	N/A	5.2	\$522,963
U/N	02-TFHP-103	Housing Authority - Scotts Bluff	Gering	U/N	New Construction	U/N	\$200,000	U/N	U/N	\$86,830	43%	\$286,830	5	U/N	N/A	6.7	\$494,289
U/N	02-TFHP-302	West Central Nebraska Dev. Dist.	Brady, Farnam, Maxwell	U/N	New Construction	U/N	\$135,000	U/N	U/N	\$213,000	158%	\$348,000	1	U/N	N/A	4.4	\$514,509
U/N	02-TFHP-306	Southwest NE Community Betterment Corporation	Grant	U/N	New Construction	U/N	\$154,000	U/N	U/N	\$0	0%	\$154,000	12	U/N	N/A	1.9	\$219,942
U/N	02-TFHP-308	Keith County Housing Development Corp	Ogallala	U/N	Downpayment Assistance	U/N	\$31,000	U/N	U/N	\$0	0%	\$31,000	5	U/N	N/A	0.6	\$62,216



Congressional District	Application Awarded	Organization Awarded	Project Location	Project Description	Project Summary	Grant Amount Requested	Amount Awarded	Amount of Cash Match	Percent of Cash Match	Amount Leveraged	Percent of Leverage	Total Project Cost	# of Units	Occupancy Rate	Expected Monthly	Employment Generated	Community Investment
U/N	02-TFHP-507	City of Norfolk	Norfolk	U/N	New Construction	U/N	\$531,800	U/N	U/N	\$1,532,300	288%	\$2,064,100	6	U/N	N/A	35.1	\$3,596,994
U/N	02-TFHP-601	City of Seward	Seward	U/N	Downpayment Assistance	U/N	\$308,000	U/N	U/N	\$1,100,000	357%	\$1,408,000	21	U/N	N/A	19.1	\$2,130,844
U/N	02-TFHP-701	City of Omaha	Omaha	U/N	New Construction/ Rental	U/N	\$352,200	U/N	U/N	\$2,224,000	631%	\$2,576,200	0	U/N	N/A	43.7	\$5,226,907
U/N	02-TFHP-801	Nebraska Housing Resource	Statewide	U/N	New Construction	U/N	\$200,000	U/N	U/N	\$20,000	10%	\$220,000	3	U/N	N/A	3.5	\$421,392
U/N	02-TFHP-802	City of Lincoln	Lincoln	U/N	New Construction	U/N	\$244,800	U/N	U/N	\$560,000	229%	\$804,800	9	U/N	N/A	15.3	\$1,639,815
U/N	02-TFRH-301	Lincoln County Community Development Corp.	North Platte	U/N	New Construction	U/N	\$400,000	U/N	U/N	\$3,592,664	898%	\$3,991,664	49	U/N	U/N	66.2	\$6,796,987
U/N	02-TFRH-302	NAF Senior Housing II Inc.	Imperial	U/N	New Construction	U/N	\$50,000	U/N	U/N	\$625,700	1251%	\$675,700	8	U/N	U/N	12.8	\$1,201,269
U/N	02-TFRH-503	Fremont Housing Authority	Fremont	U/N	New Construction	U/N	\$400,000	U/N	U/N	\$2,280,500	570%	\$2,680,500	32	U/N	U/N	45.6	\$4,671,160
U/N	02-TFRH-603	City of Beatrice	Beatrice	U/N	Regional Homeowner	U/N	\$250,000	U/N	U/N	\$2,230,000	892%	\$2,480,000	0	U/N	U/N	36.8	\$3,748,484
U/N	02-TFRH-608	Syracuse Housing Development	Syracuse	U/N	New Construction	U/N	\$292,005	U/N	U/N	\$864,000	296%	\$1,156,005	12	U/N	U/N	20.4	\$1,744,412
U/N	02-TFTA-103	High Plains Community Dev. Corp.	Chadron Area	U/N	Operating Assistance	U/N	\$114,000	U/N	U/N	\$3,400	3%	\$117,400	U/N	N/A	N/A	1.4	\$64,155
U/N	02-TFTA-301	Keith County Housing Dev. Corp.	Ogallala	U/N	Operating Assistance	U/N	\$10,325	U/N	U/N	\$13,942	135%	\$24,267	U/N	N/A	N/A	0.2	\$17,235
U/N	02-TFTA-302	Southwest NE Community Betterment Corporation	Grant	U/N	Operating Assistance	U/N	\$74,000	U/N	U/N	\$3,400	5%	\$77,400	U/N	N/A	N/A	0.6	\$53,414
U/N	02-TFTA-303	Lincoln County Community Development Corp.	North Platte	U/N	Operating Assistance	U/N	\$114,000	U/N	U/N	\$20,000	18%	\$134,000	U/N	N/A	N/A	0.9	\$91,950
U/N	02-TFTA-306	McCook Economic Dev. Corp.	McCook	U/N	Operating Assistance	U/N	\$118,378	U/N	U/N	\$4,000	3%	\$122,378	U/N	N/A	N/A	0.7	\$70,499
U/N	02-TFTA-401	Mid-Nebraska Community Services	Kearney	U/N	Operating Assistance	U/N	\$120,000	U/N	U/N	\$4,000	3%	\$124,000	U/N	N/A	N/A	0.7	\$74,807
U/N	02-TFTA-402	Hastings/Adams County Housing Dev. Corp.	Hastings	U/N	Operating Assistance	U/N	\$114,000	U/N	U/N	\$3,400	3%	\$117,400	U/N	N/A	N/A	0.6	\$64,955
U/N	02-TFTA-501	Wayne County Community Development Corp.	Wayne	U/N	Operating Assistance	U/N	\$20,000	U/N	U/N	\$20,000	100%	\$40,000	U/N	N/A	N/A	0.4	\$52,206

Congressional District	Application Awarded	Organization Awarded	Project Location	Project Description	Project Summary	Grant Amount Requested	Amount Awarded	Amount of Cash Match	Percent of Cash Match	Amount Leveraged	Percent of Leverage	Total Project Cost	# of Units	Occupancy Rate	Expected Monthly	Employment Generated	Community Investment
U/N	02-TFTA-502	Northeast Housing Initiative	Cedar, Dixon, Knox & Pierce Counties	U/N	Operating Assistance	U/N	\$114,000	U/N	U/N	\$57,000	50%	\$171,000	U/N	N/A	N/A	1.2	\$128,055
U/N	02-TFTA-503	Ho-Chunk Community Dev. Corp.	Winnebago	U/N	Operating Assistance	U/N	\$125,000	U/N	U/N	\$4,000	3%	\$129,000	U/N	N/A	N/A	0.7	\$70,430
U/N	02-TFTA-504	Three Rivers Development Corp (Burt / Washington County Community Housing Development Organizations)	Burt/Washington County	U/N	Operating Assistance	U/N	\$120,000	U/N	U/N	\$0	0%	\$120,000	U/N	N/A	N/A	0.7	\$69,705
U/N	02-TFTA-505	Elkhorn Valley Community Development Corp.	Norfolk	U/N	Operating Assistance	U/N	\$114,000	U/N	U/N	\$3,400	3%	\$117,400	U/N	N/A	N/A	0.6	\$65,175
U/N	02-TFTA-601	Blue Valley Community Action, Inc.	Fairbury	U/N	Operating Assistance	U/N	\$114,000	U/N	U/N	\$3,400	3%	\$117,400	U/N	N/A	N/A	0.5	\$56,436
U/N	02-TFTA-602	Southeast Nebraska Affordable Housing	Lincoln	U/N	Operating Assistance	U/N	\$20,000	U/N	U/N	\$20,000	100%	\$40,000	U/N	N/A	N/A	0.7	\$71,878
U/N	02-TFTA-702	S. Omaha Afford Housing Corp	Omaha	U/N	Operating Assistance	U/N	\$20,000	U/N	U/N	\$30,205	151%	\$50,205	U/N	N/A	N/A	2.0	\$140,225
U/N	02-TFTA-703	Omaha 100, Inc.	Omaha	U/N	Operating Assistance	U/N	\$20,000	U/N	U/N	\$20,000	100%	\$40,000	U/N	N/A	N/A	0.7	\$81,314
U/N	02-TFTA-704	Family Housing Advisory Services	Omaha	U/N	Operating Assistance	U/N	\$20,000	U/N	U/N	\$20,000	100%	\$40,000	U/N	N/A	N/A	0.7	\$81,314
U/N	02-TFTA-801	Nebraska Housing Resource	Statewide	U/N	Operating Assistance	U/N	\$114,000	U/N	U/N	\$3,400	3%	\$117,400	U/N	N/A	N/A	0.6	\$71,637
U/N	02-TFTA-802	Lincoln Action Program	Lancaster and Saunders Counties	U/N	Operating Assistance	U/N	\$80,000	U/N	U/N	\$28,700	36%	\$108,700	U/N	N/A	N/A	1.2	\$150,100
U/N	02-TFTA-803	Nebraska Association of Community Housing Development Organizations	Statewide	U/N	Operating Assistance	U/N	\$129,000	U/N	U/N	\$3,400	3%	\$132,400	U/N	N/A	N/A	0.7	\$81,714
U/N	03-TFDH-501	Northeast NE Econ Devel District	Coleridge	U/N	New Construction	U/N	\$116,000	U/N	U/N	\$11,500	10%	\$127,500	0	N/A	N/A	3.1	\$259,331
U/N	03-TFDH-601	Blue Valley Community Action	Deshler	U/N	New Construction	U/N	\$197,000	U/N	U/N	\$390,000	198%	\$587,000	0	N/A	N/A	8.4	\$886
U/N	03-TFHP-204	Northeast Housing Initiative	Knox County	U/N	Regional Homeowner	U/N	\$200,000	U/N	U/N	\$16,800	8%	\$216,800	1	U/N	N/A	5.2	\$440,965
U/N	03-TFHP-303	Keith County	Keith County	U/N	Downpayment Assistance	U/N	\$56,000	U/N	U/N	\$400,000	714%	\$456,000	7	U/N	N/A	8.0	\$691,949
U/N	03-TFHP-601	Lincoln Action Program	Lancaster County	U/N	Downpayment Assistance	U/N	\$400,000	U/N	U/N	\$2,846,000	712%	\$3,246,000	0	U/N	N/A	56.6	\$7,092,044
U/N	03-TFRH-201	Village of Page	Page	U/N	New Construction	U/N	\$95,300	U/N	U/N	\$72,300	76%	\$167,600	2	U/N	U/N	2.8	\$292,067

Congressional District	Application Awarded	Organization Awarded	Project Location	Project Description	Project Summary	Grant Amount Requested	Amount Awarded	Amount of Cash Match	Percent of Cash Match	Amount Leveraged	Percent of Leverage	Total Project Cost	# of Units	Occupancy Rate	Expected Monthly	Employment Generated	Community Investment
U/N	03-TFRH-501	City of Norfolk	Norfolk	U/N	New Construction	U/N	\$400,000	U/N	U/N	\$1,776,500	444%	\$2,176,500	24	U/N	U/N	37.2	\$3,792,871
U/N	03-TFRH-605	Southeast Nebraska Affordable Housing Council	Syracuse & Tecumseh	U/N	New Construction	U/N	\$450,000	U/N	U/N	\$1,360,480	302%	\$1,810,480	0	U/N	U/N	31.9	\$2,732,015
U/N	03-TFRH-607	MLH Nebraska Housing Corporation	Lincoln & York	U/N	New Construction	U/N	\$100,000	U/N	U/N	\$1,154,826	1155%	\$1,254,826	10	U/N	U/N	23.8	\$2,556,763
U/N	03-TFRH-902	Omaha Tribal Housing Authority	Macy	U/N	New Construction	U/N	\$307,000	U/N	U/N	\$3,034,681	988%	\$3,341,681	0	U/N	U/N	43.7	\$4,776,859
U/N	03-TFRH-1001	South Central Behavioral Services	Hastings	U/N	New Construction	U/N	\$300,000	U/N	U/N	\$1,500,000	500%	\$1,800,000	0	U/N	U/N	27.7	\$3,126,162
U/N	03-TFTA-103	Western Nebraska Housing Opportunities	Scotts Bluff County	U/N	Operating Assistance	U/N	\$40,000	U/N	U/N	\$4,000	10%	\$44,000	U/N	N/A	N/A	1.0	\$75,824
U/N	03-TFTA-502	Wayne Community Housing Development Organizations	Pender, Homer, Jackson, Hubbard, and Cumming County	U/N	Operating Assistance	U/N	\$80,000	U/N	U/N	\$4,000	5%	\$84,000	U/N	N/A	N/A	1.9	\$84,070
U/N	03-TFTA-603	Southeast Nebraska Affordable Housing	Lincoln	U/N	Operating Assistance	U/N	\$40,000	U/N	U/N	\$4,000	10%	\$44,000	U/N	N/A	N/A	1.6	\$88,016
U/N	04-TFDH-601	Lincoln Action Program	Southern Lancaster County including Hallam	U/N	Regional Homeowner	U/N	\$400,000	U/N	U/N	\$40,000	10%	\$440,000	0	N/A	N/A	7.7	\$961,337
U/N	04-TFDH-602	Blue Valley Community Action	Gage, Saline and Cass Counties	U/N	Regional Homeowner	U/N	\$400,000	U/N	U/N	\$174,000	44%	\$574,000	0	N/A	N/A	7.8	\$866,166
U/N	04-TFHO-207	CORE Development	Brunswick, Chambers, Clearwater, Elgin, Ewing, Inman, Oakdale, Orchard, Page, Royal and Neligh	U/N	Regional Homeowner	U/N	\$300,000	U/N	U/N	\$30,000	10%	\$330,000	0	U/N	N/A	4.4	\$467,188
U/N	04-TFHP-103	Western Nebraska Housing Opportunities	Scotts Bluff County	U/N	Downpayment Assistance	U/N	\$146,600	U/N	U/N	\$736,000	502%	\$882,600	0	U/N	N/A	14.2	\$1,541,372
U/N	04-TFHP-202	Northeast Housing Initiative	Knox County	U/N	Regional Homeowner	U/N	\$119,980	U/N	U/N	\$200,550	167%	\$320,530	0	U/N	N/A	7.7	\$651,949
U/N	04-TFHP-305	Southwest NE Community Betterment Corporation	Perkins, Chase, Dundy, Hitchcock and Hayes Counties	U/N	Regional Homeowner	U/N	\$170,000	U/N	U/N	\$14,490	9%	\$184,490	0	U/N	N/A	3.5	\$327,989
U/N	04-TFHP-703	City of Omaha	Omaha	U/N	New Construction	U/N	\$416,000	U/N	U/N	\$661,000	159%	\$1,077,000	0	U/N	N/A	18.3	\$2,185,148
U/N	04-TFHP-802	Neighborhoods, Inc.	Lincoln	U/N	New Construction	U/N	\$270,000	U/N	U/N	\$1,378,541	511%	\$1,648,541	0	U/N	N/A	31.3	\$3,358,974
U/N	04-TFHP-803	Neighborhoods, Inc.	Lincoln	U/N	Downpayment Assistance	U/N	\$280,000	U/N	U/N	\$1,867,741	667%	\$2,147,741	0	U/N	N/A	40.8	\$4,376,116
U/N	04-TFTA-902	ISANTI Comm. Res. Org.	Santee	U/N	Operating Assistance	U/N	\$40,000	U/N	U/N	\$16,640	42%	\$56,640	U/N	N/A	N/A	0.9	\$90,662

Congressional District	Application Awarded	Organization Awarded	Project Location	Project Description	Project Summary	Grant Amount Requested	Amount Awarded	Amount of Cash Match	Percent of Cash Match	Amount Leveraged	Percent of Leverage	Total Project Cost	# of Units	Occupancy Rate	Expected Monthly	Employment Generated	Community Investment
U/N	04-TFTA-903	Native Council on Economic & Community Development	Walthill	U/N	Operating Assistance	U/N	\$40,000	U/N	U/N	\$69,984	175%	\$109,984	U/N	N/A	N/A	1.7	\$176,049
U/N	05-TFHP-109	High Plains Community Development Corp.	Chadron, Crawford,Harrison, Alliance, Hemingford, Gordon, Rushville and Hay Springs	U/N	Downpayment Assistance	U/N	\$120,000	U/N	U/N	\$26,800	22%	\$146,800	18	U/N	N/A	5.5	\$251,816
U/N	05-TFHO-351	Lincoln County Community Development Corp.	Brady, Hershey, Maxwell, North Platte, Sutherland, Wallace and Wellfleet	U/N	Owner-occupied Rehab	U/N	\$100,000	U/N	U/N	\$30,000	30%	\$130,000	5	U/N	N/A	2.2	\$221,363
U/N	05-TFHP-316	McCook Econ. Dev. Corp.	McCook	U/N	Purchase/Rehab/ Re-sale	U/N	\$200,000	U/N	U/N	\$93,300	47%	\$293,300	6	U/N	N/A	4.6	\$469,941
U/N	05-TFHO-318	Community Action Partnership of Mid-Nebraska	Furnas, Frontier, Red Willow counties	U/N	Owner-occupied Rehab	U/N	\$300,000	U/N	U/N	\$15,000	5%	\$315,000	18	U/N	N/A	4.9	\$504,710
U/N	05-TFHP-148	Western Nebraska Housing Opportunities	Scotts Bluff county	U/N	Purchase/Rehab/ Re-sale	U/N	\$200,000	U/N	U/N	\$116,000	58%	\$316,000	7	U/N	N/A	5.1	\$551,862
U/N	05-TFTA-101	High Plains Community Development Corp.	Western Nebraska	U/N	Operating Assistance	U/N	\$50,000	U/N	U/N	\$34,872	70%	\$84,872	0	N/A	N/A	3.2	\$145,587
U/N	05-TFHP-103	Western Nebraska Housing Opportunities	Scotts Bluff county	U/N	Downpayment Assistance	U/N	\$146,600	U/N	U/N	\$736,000	502%	\$882,600	8	U/N	N/A	14.2	\$1,541,372
U/N	05-TFHO-624	Beatrice	Beatrice	U/N	Owner-occupied Rehab	U/N	\$500,000	U/N	U/N	\$5,000	1%	\$505,000	11	U/N	N/A	7.5	\$763,300
U/N	05-TFHP-821	NeighborWorks	Lincoln	U/N	Downpayment Assistance/ Rental	U/N	\$400,000	U/N	U/N	\$1,932,000	483%	\$2,332,000	10	U/N	N/A	44.3	\$4,751,551
U/N	05-TFHP-822	NeighborWorks	Lincoln	U/N	New Construction	U/N	\$300,000	U/N	U/N	\$1,084,703	362%	\$1,384,703	18	U/N	N/A	26.3	\$2,821,392
U/N	05-TFRH-626	Southeast Affordable Housing Council	Nebraska City, Auburn	U/N	New Construction	U/N	\$350,000	U/N	U/N	\$1,917,175	548%	\$2,467,175	15	U/N	U/N	43.5	\$3,772,968
U/N	05-TFHP-611	Southeast Nebraska Community Action	Nemaha, Otoe, Richardson, Suanders counties	U/N	Downpayment Assistance/ Rental	U/N	\$350,000	U/N	U/N	\$978,400	280%	\$1,328,400	16	U/N	N/A	20.0	\$2,096,006
U/N	05-TFTA-244	Central Nebraska Economic Deveopment Inc.	Blaine, Boyd, Brown, Cherry, Custer, Garfield, Greeley, Holt, Howard, Keya Paha, Loup, Rock, Sherman, Valley, Wheeler Counties	U/N	Operating Assistance	U/N	\$120,000	U/N	U/N	\$24,372	20%	\$144,372	0	N/A	N/A	0.6	\$60,654
U/N	05-TFHP-427	Housing Deveopment Corporation	Hastings	U/N	New Construction	U/N	\$263,000	U/N	U/N	\$869,000	330%	\$1,132,000	8	U/N	N/A	17.1	\$1,966,009

Congressional District	Application Awarded	Organization Awarded	Project Location	Project Description	Project Summary	Grant Amount Requested	Amount Awarded	Amount of Cash Match	Percent of Cash Match	Amount Leveraged	Percent of Leverage	Total Project Cost	# of Units	Occupancy Rate	Expected Monthly	Employment Generated	Community Investment
U/N	05-TFHO-417	Community Action Partnership of Mid-Nebraska	Franklin, Webster Counties	U/N	Owner-occupied Rehab	U/N	\$250,000	U/N	U/N	\$24,000	10%	\$274,000	12	U/N	N/A	4.3	\$439,018
U/N	05-TFHP-215	CORE, Inc	Antelope, Holt Counties	U/N	Downpayment Assistance	U/N	\$192,000	U/N	U/N	\$375,000	195%	\$567,000	14	U/N	N/A	7.5	\$802,714
U/N	05-TFHO-254	CORE, Inc	Antelope, Holt Counties	U/N	Owner-occupied Rehab	U/N	\$200,000	U/N	U/N	\$20,000	10%	\$220,000	9	U/N	N/A	2.9	\$311,459
U/N	05-TFRH-402	Sutton Housing Agency	Sutton	U/N	New Construction	U/N	\$337,000	U/N	U/N	\$689,900	205%	\$1,026,900	8	U/N	U/N	13.5	\$1,453,804
U/N	05-TFHO-252	Northeast Economic Development Inc.	Boone, Antelope, Holt counties	U/N	Owner-occupied Rehab	U/N	\$200,000	U/N	U/N	\$16,300	8%	\$216,300	9	U/N	N/A	2.9	\$304,377
U/N	05-TFPD-412	Housing Development Corporation	Harvard	U/N	Pre-development	U/N	\$136,000	U/N	U/N	\$15,000	11%	\$151,000	0	N/A	N/A	1.9	\$219,374
U/N	05-TFDH-401	Housing Development Corporation	Hall, Adams counties	U/N	Disaster Relief Rehabilitation	U/N	\$738,000	U/N	U/N	\$0	0%	\$738,000	82	N/A	N/A	12.8	\$1,332,807
U/N	05-TFHO-534	Norfolk	Norfolk	U/N	Owner-occupied Rehab	U/N	\$196,500	U/N	U/N	\$0	0%	\$196,500	9	U/N	N/A	3.3	\$342,430
U/N	05-TFHO-553	Northeast Economic Development Inc.	Counties:Burt, Cedar, Colfax, Cuming	U/N	Owner-occupied Rehab	U/N	\$300,000	U/N	U/N	\$24,000	8%	\$324,000	14	U/N	N/A	4.3	\$455,932
U/N	05-TFHO-750	Omaha	OIC, Highland South neighborhoods in Omaha	U/N	Owner-occupied Rehab	U/N	\$766,800	U/N	U/N	\$125,000	16%	\$891,800	36	U/N	N/A	15.2	\$1,809,392
U/N	05-TFHP-746	Omaha	Charles Place development in Omaha	U/N	Downpayment Assistance	U/N	\$551,200	U/N	U/N	\$1,335,200	242%	\$1,886,400	12	U/N	N/A	32.1	\$3,827,357
U/N	05-TFHP-535	Wayne	Wayne	U/N	Downpayment Assistance	U/N	\$178,000	U/N	U/N	\$720,000	404%	\$898,000	8	U/N	N/A	9.0	\$1,172,025
U/N	05-TFRH-504	Wisner	Wisner	U/N	Rental	U/N	\$70,000	U/N	U/N	\$70,000	100%	\$140,000	8	U/N	U/N	1.4	\$182,721
U/N	05-TFRH-503	Progress Corporation	Oakland	U/N	Rental	U/N	\$49,500	U/N	U/N	\$49,500	100%	\$99,000	16	U/N	U/N	1.0	\$129,210
U/N	05-TFRH-751	Midwest Housing Equity Group	U/N	U/N	New Construction	U/N	\$190,000	U/N	U/N	\$3,145,000	1655%	\$3,335,000	18	U/N	U/N	56.8	\$6,766,452
U/N	05-TFHO-1001	Nebraska Housing Developers Assoc.	statewide	U/N	Owner-occupied Rehab	U/N	\$200,000	U/N	U/N	\$220,000	110%	\$420,000	22	U/N	N/A	2.1	\$246,870
U/N	06-TFHO-409	Housing Development Corporation"	Adams, Clay, Hall, Nuckols, Webster counties	U/N	Owner-occupied Rehab	U/N	\$236,000	U/N	U/N	\$44,000	19%	\$280,000	8	U/N	N/A	4.9	\$505,672
U/N	06-TFHO-502	Rebuilding Together	Omaha	U/N	Owner-occupied Rehab	U/N	\$159,000	U/N	U/N	U/N	U/N	U/N	U/N	U/N	N/A	U/N	U/N
U/N	06-TFHO-835	Lincoln Action Program	Lincoln	U/N	Owner-occupied Rehab	U/N	\$257,900	U/N	U/N	\$4,300	2%	\$262,200	9	U/N	N/A	5.0	\$534,244
U/N	06-TFHP-101	High Plains Community Development Corp.	Box Butte, Dawes, Sheridan, & Sioux Counties	U/N	Downpayment Assistance	U/N	\$100,000	U/N	U/N	\$40,000	40%	\$140,000	2	U/N	N/A	2.2	\$237,033

Congressional District	Application Awarded	Organization Awarded	Project Location	Project Description	Project Summary	Grant Amount Requested	Amount Awarded	Amount of Cash Match	Percent of Cash Match	Amount Leveraged	Percent of Leverage	Total Project Cost	# of Units	Occupancy Rate	Expected Monthly	Employment Generated	Community Investment
U/N	06-TFHP-2107	Northeast Housing Initiative	Knox, Antelope counties	U/N	Purchase/Rehab/Re-sale	U/N	\$150,000	U/N	U/N	\$260,000	173%	\$410,000	8	U/N	N/A	9.8	\$833,928
U/N	06-TFHP-326	McCook Economic Dev. Corp.	McCook	U/N	Purchase/Rehab/Re-sale	U/N	\$95,400	U/N	U/N	\$0	0%	\$95,400	30	U/N	N/A	1.5	\$161,521
U/N	06-TFHP-401	Housing Development Corporation	Harvard	U/N	Purchase/Rehab/Re-sale/Downpayment Assistance	U/N	\$284,000	U/N	U/N	\$424,000	149%	\$708,000	13	U/N	N/A	8.9	\$1,028,588
U/N	06-TFHP-413	Ravenna	Ravenna	U/N	Downpayment Assistance	U/N	\$202,800	U/N	U/N	\$534,750	264%	\$737,550	6	U/N	N/A	11.8	\$1,253,960
U/N	06-TFHP-555	Stanton	Stanton	U/N	New Construction/Downpayment Assistance	U/N	\$237,800	U/N	U/N	\$370,949	156%	\$608,749	3	U/N	N/A	8.1	\$856,630
U/N	06-TFHP-577	Norfolk	Norfolk	U/N	New Construction	U/N	\$400,000	U/N	U/N	\$4,563,500	1141%	\$4,963,500	35	U/N	N/A	84.8	\$8,649,628
U/N	06-TFHP-579	Pender Economic Development	Pender	U/N	New Construction/Downpayment Assistance	U/N	\$115,400	U/N	U/N	\$83,600	72%	\$199,000	2	U/N	N/A	3.1	\$318,535
U/N	06-TFHP-581	Northeast Economic Development	Burt, Cedar, Colfax, Cuming, Dakota, Dixon, Dodge, Douglas, Madison, Pierce, Platte, Stanton, Thurston, Washington, Wayne counties	U/N	Downpayment Assistance	U/N	\$365,700	U/N	U/N	\$45,300	12%	\$411,000	17	U/N	N/A	5.5	\$578,358
U/N	06-TFHP-631	York Housing Authority	York	U/N	Downpayment Assistance	U/N	\$342,000	U/N	U/N	\$1,000,000	292%	\$1,342,000	8	U/N	N/A	25.5	\$2,734,384
U/N	06-TFHP-643	Thayer County	Thayer County	U/N	Downpayment Assistance	U/N	\$250,000	U/N	U/N	\$512,000	205%	\$762,000	8	U/N	N/A	3.2	\$366,305
U/N	06-TFHP-759	Omaha	Omaha	U/N	New Construction/Downpayment Assistance	U/N	\$800,000	U/N	U/N	\$2,090,000	261%	\$2,890,000	18	U/N	N/A	49.2	\$5,863,582
U/N	06-TFHR-801	Lincoln	Lincoln	U/N	Owner-occupied Rehab	U/N	\$250,000	U/N	U/N	\$32,500	13%	\$282,500	33	N/A	N/A	5.4	\$575,606
U/N	06-TFHP-832	Neighborhoods, Inc.	Lincoln	U/N	Purchase/Rehab/Re-sale/Downpayment Assistance	U/N	\$320,000	U/N	U/N	\$965,500	302%	\$1,285,500	11	U/N	N/A	24.4	\$2,619,262
U/N	06-TFHP-834	Lincoln Action Program	Clinton neighborhood	U/N	Purchase/Rehab/Re-sale	U/N	\$398,600	U/N	U/N	\$423,400	106%	\$822,000	7	U/N	N/A	15.6	\$1,674,860
U/N	06-TFDR-617	Blue Valley Community Action	Hebron	U/N	Disaster Recovery	U/N	\$194,700	U/N	U/N	\$5,500	3%	\$200,200	8	N/A	N/A	0.9	\$96,239
U/N	06-TFDR-618	Blue Valley Community Action	Beatrice	U/N	Disaster Recovery	U/N	\$404,400	U/N	U/N	\$6,500	2%	\$410,900	16	N/A	N/A	6.1	\$621,069

Congressional District	Application Awarded	Organization Awarded	Project Location	Project Description	Project Summary	Grant Amount Requested	Amount Awarded	Amount of Cash Match	Percent of Cash Match	Amount Leveraged	Percent of Leverage	Total Project Cost	# of Units	Occupancy Rate	Expected Monthly	Employment Generated	Community Investment
U/N	06-TFDR-701	Midwest Housing Dev. Fund, Inc.	3525 Evans, Omaha	U/N	Disaster Recovery	U/N	\$230,745	U/N	U/N	\$9,755	4%	\$240,500	18	N/A	N/A	4.1	\$487,956
U/N	06-TFDR-833	Lincoln Action Program	Jonna Court, Lincoln	U/N	Disaster Recovery	U/N	\$516,471	U/N	U/N	-\$305,471	-59%	\$211,000	8	N/A	N/A	4.0	\$429,921
U/N	06-TFRH-101	Cirrus House, Inc.	Scottsbluff	U/N	New Construction	U/N	\$72,725	U/N	U/N	\$1,011,803	1391%	\$1,084,528	8	U/N	U/N	17.4	\$1,894,019
U/N	06-TFRH-5112	Douglas County Housing Authority	Valley	U/N	New Construction	U/N	\$600,000	U/N	U/N	\$1,661,882	277%	\$2,261,882	12	U/N	U/N	38.5	\$4,589,180
U/N	06-TFRH-701	New Community Development Corp.	Omaha	U/N	New Construction	U/N	\$300,000	U/N	U/N	\$8,221,632	2741%	\$8,521,632	51	U/N	U/N	145.0	\$17,289,720
U/N	06-TFRH-9103	Southeast NE Affordable Housing Council	Crete	U/N	New Construction	U/N	\$432,551	U/N	U/N	\$2,756,134	637%	\$3,188,685	24	U/N	U/N	43.3	\$4,811,726
U/N	06-TFDR-9102	Gordon Housing Authority	Gordon	U/N	Regional Homeowner	U/N	\$150,000	U/N	U/N	\$0	0%	\$150,000	5	N/A	N/A	2.4	\$253,963
U/N	06-TFRH-1093	Panhandle Community Services	Sidney	U/N	New Construction	U/N	\$100,000	U/N	U/N	\$620,100	620%	\$720,100	6	U/N	U/N	11.5	\$1,219,194
U/N	06-TFTA-9101	NE Housing Developers Association	Statewide	U/N	Operating Assistance	U/N	\$20,000	U/N	U/N	\$52,000	260%	\$72,000	U/N	N/A	N/A	1.2	\$121,902
U/N	06-TFTA-1001	NE Housing Developers Association	Statewide	U/N	Operating Assistance	U/N	\$80,000	U/N	U/N	\$18,723	23%	\$98,723	0	N/A	N/A	0.3	\$34,517
U/N	06-TFTA-157	Panhandle Community Services	Banner, Cheyenne, Deuel, Garden, Kimball, Morrill, Scottsbluff counties	U/N	Operating Assistance	U/N	\$40,000	U/N	U/N	\$48,500	121%	\$88,500	0	N/A	N/A	1.4	\$154,556
U/N	06-TFTA-192	High Plains Community Development Corp.	Box Butte, Dawes, Sheridan, Sioux counties	U/N	Operating Assistance	U/N	\$50,000	U/N	U/N	\$52,659	105%	\$102,659	0	N/A	N/A	3.8	\$176,098
U/N	06-TFTA-307	Community Action Partnership of Mid-Nebraska	Frontier, Furnas, Gosper counties	U/N	Operating Assistance	U/N	\$20,000	U/N	U/N	\$20,000	100%	\$40,000	0	N/A	N/A	0.2	\$16,023
U/N	06-TFTA-323	McCook Economic Dev. Corp.	McCook	U/N	Operating Assistance	U/N	\$64,000	U/N	U/N	\$90,000	141%	\$154,000	0	N/A	N/A	2.4	\$246,747
U/N	06-TFTA-364	Keith County Housing Dev. Corp.	Keith County	U/N	Operating Assistance	U/N	\$80,000	U/N	U/N	\$1,250	2%	\$81,250	0	N/A	N/A	0.7	\$62,901
U/N	06-TFTA-374	Lincoln County Community Development Corp.	Lincoln county	U/N	Operating Assistance	U/N	\$80,000	U/N	U/N	\$22,500	28%	\$102,500	0	N/A	N/A	1.1	\$106,425
U/N	06-TFTA-406	Community Action Partnership of Mid-Nebraska	Adams, Buffalo, Clay, Franklin, Harlan, Kearney, Nuckolls, Phelps, Webster counties	U/N	Operating Assistance	U/N	\$60,000	U/N	U/N	\$0	0%	\$60,000	0	N/A	N/A	0.5	\$54,179
U/N	06-TFTA-528	Wayne Community Housing Dev. Corp.	Wayne, Cuming, Thurston counties	U/N	Operating Assistance	U/N	\$120,000	U/N	U/N	\$31,000	26%	\$151,000	0	N/A	N/A	0.7	\$92,666

Congressional District	Application Awarded	Organization Awarded	Project Location	Project Description	Project Summary	Grant Amount Requested	Amount Awarded	Amount of Cash Match	Percent of Cash Match	Amount Leveraged	Percent of Leverage	Total Project Cost	# of Units	Occupancy Rate	Expected Monthly	Employment Generated	Community Investment
U/N	06-TFTA-705	GESU Housing	Clifton Hills in Omaha	U/N	Operating Assistance	U/N	\$80,000	U/N	U/N	\$86,000	108%	\$166,000	0	N/A	N/A	2.1	\$255,644
U/N	06-TFTA-721	Midwest Housing Dev. Fund, Inc.	Omaha	U/N	Operating Assistance	U/N	\$120,000	U/N	U/N	\$161,800	135%	\$281,800	0	N/A	N/A	3.4	\$409,436
U/N	06-TFTA-744	Builder Foundation	Omaha	U/N	Operating Assistance	U/N	\$40,000	U/N	U/N	\$37,000	93%	\$77,000	0	N/A	N/A	1.3	\$156,227
U/N	06-TFTA-9100	Omaha	Omaha	U/N	Operating Assistance	U/N	\$31,800	U/N	U/N	\$30,000	94%	\$61,800	0	N/A	N/A	1.1	\$125,387
U/N	06-TFTA-950	Nebraska Housing Developers Association	Statewide	U/N	Operating Assistance	U/N	\$10,600	U/N	U/N	\$10,600	100%	\$21,200	0	N/A	N/A	0.1	\$12,461
U/N	06-TFTA-952	Nebraska Housing Developers Association	Statewide	U/N	Operating Assistance	U/N	\$48,400	U/N	U/N	\$63,600	131%	\$112,000	0	N/A	N/A	0.6	\$65,832
U/N	06-TFTA-994	High Plains Community Development Corp.	Western Nebraska	U/N	Operating Assistance	U/N	\$20,000	U/N	U/N	\$0	0%	\$20,000	0	N/A	N/A	0.8	\$34,307
U/N	06-TFTA-9104	Northeast Economic Development	Platte Center	U/N	Operating Assistance	U/N	\$3,200	U/N	U/N	\$0	0%	\$3,200	0	N/A	N/A	0.7	\$74,722
U/N	06-TFHP-998	Omaha	Omaha	U/N	Operating Assistance	U/N	\$249,100	U/N	U/N	\$0	0%	\$249,100	0	U/N	N/A	1.1	\$125,387
U/N	07-TFTA-1013	High Plains Community Development Corp.	Chadron	U/N	Technical Assistance	U/N	\$60,000	U/N	U/N	\$68,400	114%	\$128,400	0	N/A	N/A	4.8	\$220,253
U/N	07-TFTA-9074	Nebraska Housing Developers Assoc. (NHDA)	Statewide	U/N	Technical Assistance	U/N	\$22,000	U/N	U/N	\$0	0%	\$22,000	0	N/A	N/A	0.1	\$12,931
U/N	07-TFTA-5096	ISANTI	Santee	U/N	Technical Assistance	U/N	\$120,000	U/N	U/N	\$0	0%	\$120,000	0	N/A	N/A	1.9	\$192,081
U/N	07-TFHP-1014	High Plains Community Development Corp.	Dawes, Sheridan, Boxe Butte and Sheridan Counties	U/N	Downpayment Assistance	U/N	\$101,760	U/N	U/N	\$25,600	25%	\$127,360	8	U/N	N/A	4.7	\$218,469
U/N	07-TFHP-1025	Western Nebraska Housing Opportunities (WNHO)	Scottsbluff County	U/N	Downpayment Assistance	U/N	\$242,900	U/N	U/N	\$896,500	369%	\$1,139,400	38	U/N	N/A	18.4	\$1,989,847
U/N	07-TFHP-2031	Central Nebraska Econ. Dev. District (CNEDD), Inc.	Oneill	U/N	New Construction	U/N	\$420,200	U/N	U/N	\$1,309,800	312%	\$1,730,000	8	U/N	N/A	23.6	\$2,384,805
U/N	07-TFHP-2033	Central Nebraska Econ. Dev. District (CNEDD), Inc.	17 county area N Central NE	U/N	Downpayment Assistance	U/N	\$150,000	U/N	U/N	\$26,050	17%	\$176,050	7	U/N	N/A	2.4	\$242,685
U/N	07-TFHP-3022	Keith County	Keith County	U/N	Downpayment Assistance	U/N	\$106,000	U/N	U/N	\$1,150,000	1085%	\$1,256,000	19	U/N	N/A	21.3	\$1,915,240
U/N	07-TFHO-3054	Southwest NE Community Betterment Corporation	Perkins Co	U/N	Owner-occupied Rehab	U/N	\$200,000	U/N	U/N	\$14,400	7%	\$214,400	9	U/N	N/A	4.1	\$380,452



Congressional District	Application Awarded	Organization Awarded	Project Location	Project Description	Project Summary	Grant Amount Requested	Amount Awarded	Amount of Cash Match	Percent of Cash Match	Amount Leveraged	Percent of Leverage	Total Project Cost	# of Units	Occupancy Rate	Expected Monthly	Employment Generated	Community Investment
U/N	07-TFHP-3055	Southwest NE Community Betterment Corporation	Chase, Dundy, Hitchcock & Perkins counties	U/N	Downpayment Assistance	U/N	\$200,000	U/N	U/N	\$14,000	7%	\$214,000	20	U/N	N/A	4.1	\$380,452
U/N	07-TFHP-4069	Housing Dev. Corp.	Hastings	U/N	New Construction	U/N	\$258,100	U/N	U/N	\$701,000	272%	\$959,100	6	U/N	N/A	16.8	\$1,732,107
U/N	07-TFHP-4071	Housing Dev. Corp.	Grand Island	U/N	Purchase/Rehab/Re-sale	U/N	\$295,000	U/N	U/N	\$645,000	219%	\$940,000	10	U/N	N/A	16.5	\$1,697,613
U/N	07-TFHP-5019	Northeast Economic Development Inc.	15 Counties NE	U/N	Downpayment Assistance	U/N	\$400,000	U/N	U/N	\$189,000	47%	\$589,000	12	U/N	N/A	7.8	\$830,401
U/N	07-TFHP-5044	City of Wayne	Wayne	U/N	Downpayment Assistance	U/N	\$387,416	U/N	U/N	\$2,340,525	604%	\$2,727,941	17	U/N	N/A	27.3	\$3,560,373
U/N	07-TFHO-7087	Omaha	Omaha	U/N	Owner-occupied Rehab	U/N	\$300,000	U/N	U/N	\$104,400	35%	\$404,400	12	U/N	N/A	7.2	\$820,494
U/N	07-TFHP-6008	Thayer County	Thayer County	U/N	Downpayment Assistance	U/N	\$175,000	U/N	U/N	\$360,000	206%	\$535,000	6	U/N	N/A	2.2	\$257,183
U/N	07-TFHP-6057	Midwest Housing Initiatives, Inc	Seward	U/N	New Construction	U/N	\$478,800	U/N	U/N	\$1,210,000	253%	\$1,688,800	10	U/N	N/A	22.9	\$2,555,802
U/N	07-TFHO-8037	Neighborworks	Lincoln	U/N	Owner-occupied Rehab	U/N	\$258,500	U/N	U/N	\$4,300	2%	\$262,800	9	U/N	N/A	5.0	\$535,466
U/N	07-TFHP-8038	Neighborworks Lincoln	Lincoln	U/N	Purchase/Rehab/Re-sale	U/N	\$373,400	U/N	U/N	\$533,100	143%	\$906,500	7	U/N	N/A	17.2	\$1,847,032
U/N	07-TFHP-8039	Neighborworks Lincoln	Lincoln	U/N	Purchase/Rehab/Re-sale	U/N	\$266,300	U/N	U/N	\$228,300	86%	\$494,600	4	U/N	N/A	9.4	\$1,007,769
U/N	07-TFHP-8084	Neighborworks Lincoln	Lincoln	U/N	Downpayment Assistance	U/N	\$300,000	U/N	U/N	\$1,000,000	333%	\$1,300,000	10	U/N	N/A	24.7	\$2,648,806
U/N	07-TFHP-7088	Omaha	Omaha	U/N	Downpayment Assistance	U/N	\$800,000	U/N	U/N	\$2,855,000	357%	\$3,655,000	20	U/N	N/A	65.1	\$7,416,093
U/N	07-TFHP-5051	Neighborworks Northeast Nebraska	Colfax and Platte Co.	U/N	Purchase/Rehab/Re-sale	U/N	\$300,000	U/N	U/N	\$150,000	50%	\$450,000	10	U/N	N/A	6.0	\$633,239
U/N	07-TFDH-2078	Central Nebraska Econ. Dev. District (CNEDD), Inc.	Central NE	U/N	Disaster Relief Rehabilitation	U/N	\$240,000	U/N	U/N	\$0	0%	\$240,000	5	N/A	N/A	3.3	\$330,840
U/N	07-TFDH-3077	WCommunity Development	Western Nebraska	U/N	Disaster Relief Rehabilitation	U/N	\$240,000	U/N	U/N	\$0	0%	\$240,000	5	N/A	N/A	9.6	\$411,684
U/N	07-TFDH-4081	Community Action Partnership of Mid-Nebraska	Central NE	U/N	Disaster Relief Rehabilitation	U/N	\$120,000	U/N	U/N	\$0	0%	\$120,000	5	N/A	N/A	1.6	\$165,420
U/N	07-TFDH-5079	Northeast Economic Development Inc.	NE Nebraska	U/N	Disaster Relief Rehabilitation	U/N	\$240,000	U/N	U/N	\$0	0%	\$240,000	5	N/A	N/A	3.2	\$337,727
U/N	07-TFDH-6080	Blue Valley Community Action	Southeast NE	U/N	Disaster Relief Rehabilitation	U/N	\$240,000	U/N	U/N	\$0	0%	\$240,000	5	N/A	N/A	3.6	\$362,756
U/N	07-TFRH-4061	MIDWEST HOUSING DEVELOPMENT FUND, INC	Grand Island	U/N	New Construction	U/N	\$397,000	U/N	U/N	\$4,865,807	1226%	\$5,262,807	20	U/N	U/N	91.3	\$9,504,480

Congressional District	Application Awarded	Organization Awarded	Project Location	Project Description	Project Summary	Grant Amount Requested	Amount Awarded	Amount of Cash Match	Percent of Cash Match	Amount Leveraged	Percent of Leverage	Total Project Cost	# of Units	Occupancy Rate	Expected Monthly	Employment Generated	Community Investment
U/N	07-TFRH-6072	PAWNEE CITY COMMUNITY FOUNDATION	Pawnee City, Auburn	U/N	New Construction	U/N	\$368,388	U/N	U/N	\$1,129,420	307%	\$1,497,808	8	U/N	U/N	4.7	\$530,906
U/N	07-TFDR-6082	Blue Valley Community Action	Crete	U/N	Rental/Rehab	U/N	\$358,400	U/N	U/N	\$0	0%	\$358,400	16	N/A	N/A	5.3	\$541,716
U/N	07-TFDR-3050	LINCOLN COUNTY Community Development Corp.	Hershy & Wallace	U/N	Rental/Rehab	U/N	\$165,000	U/N	U/N	\$0	0%	\$165,000	7	N/A	N/A	2.9	\$280,962
U/N	07-TFRH-5091	Ho Chunk	Winnebago	U/N	New Construction	U/N	\$544,700	U/N	U/N	\$2,610,900	479%	\$3,155,600	20	U/N	U/N	17.1	\$1,722,860
U/N	07-TFRH-6074	Blue Valley Community Action	Osceola	U/N	Rental/Rehab	U/N	\$18,000	U/N	U/N	\$30,000	167%	\$48,000	8	U/N	U/N	0.7	\$72,551
U/N	07-TFRH-6075	Blue Valley Community Action	Rising City	U/N	Rental/Rehab	U/N	\$12,000	U/N	U/N	\$43,000	358%	\$55,000	4	U/N	U/N	0.8	\$83,132
U/N	07-TFHP-1093	High Plains Community Development Corp.	Box Butte, Dawes, Sheridan counties	U/N	Downpayment Assistance	U/N	\$100,000	U/N	U/N	\$38,400	38%	\$138,400	23	U/N	N/A	5.1	\$237,407
U/N	07-TFRHHP-3016	Dawson County	Dawson County	U/N	New Construction	U/N	\$523,329	U/N	U/N	\$2,589,469	495%	\$3,112,798	18	U/N	U/N	54.8	\$5,300,472
U/N	07-TFRH-7100	MHDF - Gretna CROWN	Gretna	U/N	New Construction	U/N	\$625,000	U/N	U/N	\$2,344,438	375%	\$2,969,438	15	U/N	U/N	50.0	\$6,024,751
U/N	07-TFRH-8102	Centerpointe	Lincoln	U/N	New Construction	U/N	\$100,000	U/N	U/N	\$1,223,100	1223%	\$1,323,100	10	U/N	U/N	25.1	\$2,695,874
U/N	07-TFRH-7101	Omaha - Open Door Mission	Omaha	U/N	New Construction	U/N	\$450,000	U/N	U/N	\$11,838,040	2631%	\$12,288,040	82	U/N	U/N	218.7	\$24,931,399
U/N	08-TFHP-4050	Housing Dev. Corp.	Adams, Cherry, Nuckolls, Webster & Hall Counties	U/N	Downpayment Assistance	U/N	\$388,050	U/N	U/N	\$20,000	5%	\$408,050	10	U/N	N/A	7.1	\$736,927
U/N	08-TFHP-6015	Southeast Nebraska Community Action	Cass, Johnson, Nemaha, Otoe, Pawnee & Richardson Counties	U/N	Downpayment Assistance	U/N	\$311,300	U/N	U/N	\$715,800	230%	\$1,027,100	15	U/N	N/A	17.9	\$1,854,914
U/N	08-TFHP-8034	Nebraska Housing Resource	Lincoln	U/N	Downpayment Assistance	U/N	\$318,000	U/N	U/N	\$2,500,000	786%	\$2,818,000	15	U/N	N/A	53.5	\$5,741,796
U/N	08-TFHP-8036	Neighborworks Lincoln	Lincoln	U/N	Downpayment Assistance	U/N	\$400,000	U/N	U/N	\$1,740,000	435%	\$2,140,000	17	U/N	N/A	40.7	\$4,360,342
U/N	08-TFHP-8039	Neighborworks Lincoln	Lincoln	U/N	Purchase/Rehab/Re-sale	U/N	\$400,000	U/N	U/N	\$694,200	174%	\$1,094,200	3	U/N	N/A	20.8	\$2,229,479
U/N	08-TFHP-8040	Neighborworks Lincoln	Lincoln	U/N	Purchase/Rehab/Re-sale	U/N	\$380,500	U/N	U/N	\$1,474,900	388%	\$1,855,400	6	U/N	N/A	35.3	\$3,780,457
U/N	08-TFHP-3013	Community Action Partnership of Mid-Nebraska	Frontier, Furnas, Gosper & Red Willow Counties (excluding McCook)	U/N	Downpayment Assistance	U/N	\$260,000	U/N	U/N	\$410,000	158%	\$670,000	8	U/N	N/A	8.9	\$923,595
U/N	08-TFHO-6078	Southeast Nebraska Community Action	Johnson, Nemaha, Pawnee & Richardson Counties	U/N	Owner-occupied Rehab	U/N	\$400,000	U/N	U/N	\$40,000	10%	\$440,000	14	U/N	N/A	7.7	\$794,628

Congressional District	Application Awarded	Organization Awarded	Project Location	Project Description	Project Summary	Grant Amount Requested	Amount Awarded	Amount of Cash Match	Percent of Cash Match	Amount Leveraged	Percent of Leverage	Total Project Cost	# of Units	Occupancy Rate	Expected Monthly	Employment Generated	Community Investment
U/N	08-TFRH-6057	Mosaic	Beatrice	U/N	New Construction	U/N	\$100,000	U/N	U/N	\$1,230,600	1231%	\$1,330,600	10	U/N	U/N	19.8	\$2,011,181
U/N	08-TFRH-4082	St. Paul Housing Authority	St. Paul	U/N	Rental/Rehab	U/N	\$100,000	U/N	U/N	\$0	0%	\$100,000	8	U/N	U/N	1.4	\$141,948
U/N	08-TFRH-1020	Western Nebraska Housing Opportunities (WNHO)	City of Scottsbluff	U/N	Rental/Rehab	U/N	\$998,915	U/N	U/N	\$335,000	34%	\$1,333,915	14	U/N	U/N	21.5	\$2,329,548
U/N	08-TFRH-1084	Elmwood Village LP	City of Scottsbluff	U/N	Disaster Recovery	U/N	\$215,000	U/N	U/N	\$35,000	16%	\$250,000	30	U/N	U/N	4.0	\$486,600
U/N	08-TFRH-4092	Holdrege Housing Partners	Holdrege	U/N	Rental/Rehab	U/N	\$369,362	U/N	U/N	\$13,500	4%	\$382,862	32	U/N	U/N	7.6	\$705,532
U/N	08-TFRH-3091	Cozad Housing Partners	Cozad	U/N	Rental/Rehab	U/N	\$410,117	U/N	U/N	\$15,894	4%	\$426,011	32	U/N	U/N	7.5	\$725,412
U/N	08-TFRH-4085	Aurora Housing Partners	Aurora	U/N	Rental/Rehab	U/N	\$202,943	U/N	U/N	\$9,900	5%	\$212,843	18	U/N	U/N	3.7	\$362,429
U/N	08-TFHP-3047	Lincoln County Community Dev. Corp.	North Platte	U/N	Purchase/Rehab/Re-sale	U/N	\$140,000	U/N	U/N	\$0	0%	\$140,000	3	U/N	N/A	1.5	\$145,361
U/N	08-TFHP-5012	Neighborworks Northeast	Schuyler	U/N	New Construction/Downpayment Assistance	U/N	\$220,000	U/N	U/N	\$112,000	51%	\$332,000	2	U/N	N/A	4.4	\$467,190
U/N	08-TFHP-5044	Northeast Economic Development	Wisner & Norfolk	U/N	New Construction/Downpayment Assistance	U/N	\$400,000	U/N	U/N	\$582,000	146%	\$982,000	5	U/N	N/A	9.8	\$1,281,657
U/N	08-TFRH-6081	Blue Valley Behavioral Health Center	Beatrice	U/N	New Construction/Rental	U/N	\$304,392	U/N	U/N	\$736,223	242%	\$1,040,615	3	U/N	U/N	15.4	\$1,572,873
U/N	08-TFHO-6099	Blue Valley Community Action	Gage, Jefferson, Saline & Thayer Co.	U/N	Owner-occupied Rehab	U/N	\$378,000	U/N	U/N	\$30,000	8%	\$408,000	14	U/N	N/A	6.1	\$616,686
U/N	08-TFRH-5098	Housing Authority of Wisner	Wisner	U/N	Rental/Rehab	U/N	\$46,050	U/N	U/N	\$0	0%	\$46,050	2	U/N	U/N	0.5	\$60,103
U/N	08-TFHO-1100	Nebraska Housing Developers Assoc. (NHDA)	Statewide	U/N	Owner-occupied Rehab	U/N	\$200,000	U/N	U/N	\$25,000	13%	\$225,000	7	U/N	N/A	3.6	\$430,969
U/N	07-TFRH-1105	Community Action Partnership of Western NE	Hemingford	U/N	Rental/Rehab	U/N	\$20,000	U/N	U/N	\$128,700	644%	\$148,700	16	U/N	U/N	2.7	\$280,802
U/N	08-TFRH-5095	Lyon's Apartments	Lyons	U/N	Rental/Rehab	U/N	\$80,000	U/N	U/N	\$138,352	173%	\$218,352	12	U/N	U/N	2.6	\$295,096
U/N	08-TFRH-7110	City of Omaha	Omaha	U/N	Rental/Rehab	U/N	\$330,000	U/N	U/N	\$485,400	147%	\$815,400	24	U/N	U/N	14.5	\$1,654,379
U/N	08-TFHP-7103	City of Omaha	Omaha	U/N	Downpayment Assistance	U/N	\$330,000	U/N	U/N	\$530,000	161%	\$860,000	8	U/N	N/A	15.3	\$1,744,869
U/N	08-TFHP-5097	Northeast Economic Development Inc.	Norfolk	U/N	Downpayment Assistance	U/N	\$200,000	U/N	U/N	\$0	0%	\$200,000	8	U/N	N/A	3.4	\$348,529

Congressional District	Application Awarded	Organization Awarded	Project Location	Project Description	Project Summary	Grant Amount Requested	Amount Awarded	Amount of Cash Match	Percent of Cash Match	Amount Leveraged	Percent of Leverage	Total Project Cost	# of Units	Occupancy Rate	Expected Monthly	Employment Generated	Community Investment
U/N	08-TFHO-1093	PADD	Chradron, Crawford, & Hemingford	U/N	Owner-occupied Rehab	U/N	\$100,000	U/N	U/N	\$0	0%	\$100,000	5	U/N	N/A	3.7	\$171,537
U/N	08-TFHP-1112	Western Nebraska Housing Opportunities (WNHO)	Scottsbluff County	U/N	Purchase/Rehab/Re-sale	U/N	\$100,000	U/N	U/N	\$297,500	298%	\$397,500	4	U/N	N/A	6.4	\$694,194
U/N	08-TFTA-5111	Native Council	Thurston County & Omaha Indian Reservation	U/N	Technical Assistance	U/N	\$40,000	U/N	U/N	\$4,000	10%	\$44,000	0	N/A	N/A	0.2	\$24,023
U/N	09-TFTA-8019	Neighborworks Lincoln	City of Lincoln & Lancaster County	U/N	Technical Assistance	U/N	\$40,000	U/N	U/N	\$0	0%	\$40,000	0	N/A	N/A	0.8	\$81,502
U/N	09-TFTA-2031	Central Nebraska Econ. Dev. District (CNEDD), Inc.	Blaine, Boyd, Brown, Cherry, Custer, Garfield, Greeley, Hamilton, Holt, Howard, Keya Paha, Loup, Merrick, Rock, Sherman, Valley, & Wheeler Counties	U/N	Technical Assistance	U/N	\$40,000	U/N	U/N	\$6,000	15%	\$46,000	0	N/A	N/A	0.8	\$63,411
U/N	09-TFTA-1016	High Plains Community Development Corp.	Dawes, Sheridan, Box Butte & Sioux Counties	U/N	Technical Assistance	U/N	\$30,000	U/N	U/N	\$15,080	50%	\$45,080	0	N/A	N/A	1.0	\$77,329
U/N	09-TFHP-2037	Loup City	Loup City	U/N	New Construction/Downpayment Assistance	U/N	\$390,000	U/N	U/N	\$975,870	250%	\$1,365,870	3	U/N	N/A	19.2	\$1,889,726
U/N	09-TFTA-3024	Lincoln County Community Dev. Corp.	Lincoln County: Brady, Hershey, Maxwell, North Platte, Sutherland, Wallace, Wellfleet	U/N	Technical Assistance	U/N	\$30,000	U/N	U/N	\$26,000	87%	\$56,000	0	N/A	N/A	1.0	\$95,357
U/N	09-TFTA-5056	Ho-Chunk Community Development Corp.	Winnebago Reservation	U/N	Technical Assistance	U/N	\$40,000	U/N	U/N	\$4,002	10%	\$44,002	0	N/A	N/A	0.2	\$24,023
U/N	08-TFHP-7102	Omaha	Omaha	U/N	New Construction/Downpayment Assistance	U/N	\$224,629	U/N	U/N	\$1,187,000	528%	\$1,411,629	12	U/N	N/A	25.1	\$2,864,078
U/N	09-TFHP-2012	Boone County	Boone County	U/N	Purchase/Rehab/Re-sale	U/N	\$320,900	U/N	U/N	\$5,000	2%	\$325,900	5	U/N	N/A	4.4	\$458,606
U/N	09-TFHP-1015	High Plains Community Development Corp	Dawes, Sioux, Boxe Butte and Sheridan Counties	U/N	Downpayment Assistance	U/N	\$200,000	U/N	U/N	\$38,600	19%	\$238,600	20	U/N	N/A	4.8	\$409,288
U/N	09-TFHP-3023	Lincoln County Community Dev. Corp.	Lincoln County	U/N	Downpayment Assistance	U/N	\$190,000	U/N	U/N	\$10,000	5%	\$200,000	16	U/N	N/A	2.1	\$207,659
U/N	09-TFHP-3030	McCook Econ. Dev. Corp.	McCook	U/N	Downpayment Assistance	U/N	\$190,000	U/N	U/N	\$0	0%	\$190,000	26	U/N	N/A	3.0	\$304,428

Congressional District	Application Awarded	Organization Awarded	Project Location	Project Description	Project Summary	Grant Amount Requested	Amount Awarded	Amount of Cash Match	Percent of Cash Match	Amount Leveraged	Percent of Leverage	Total Project Cost	# of Units	Occupancy Rate	Expected Monthly	Employment Generated	Community Investment
U/N	09-TFHP-1010	Western Nebraska Housing Opportunities (WNHO)	Scottsbluff County	U/N	Downpayment Assistance/Rehab	U/N	\$305,000	U/N	U/N	\$3,880,000	1272%	\$4,185,000	75	U/N	N/A	67.5	\$7,308,680
U/N	09-TFHP-5002	Neighborworks Northeast	Colfax, Cuming, Madison, Pierce, Platte, Stanton and Wayne Counties	U/N	Purchase/Rehab/Re-sale	U/N	\$643,500	U/N	U/N	\$1,222,500	190%	\$1,866,000	15	U/N	N/A	24.8	\$2,625,831
U/N	09-TFHP-5018	Norfolk Area Habitat for Humanity	Norfolk	U/N	New Construction/Downpayment Assistance	U/N	\$308,000	U/N	U/N	\$196,000	64%	\$504,000	3	U/N	N/A	8.6	\$878,293
U/N	09-TFHP-6001	Seward	Seward	U/N	Downpayment Assistance	U/N	\$338,000	U/N	U/N	\$1,120,000	331%	\$1,458,000	20	U/N	N/A	19.8	\$2,206,513
U/N	09-TFHP-6005	York County	York County	U/N	Downpayment Assistance/Rehab	U/N	\$329,900	U/N	U/N	\$840,000	255%	\$1,169,900	14	U/N	N/A	22.2	\$2,383,723
U/N	09-TFHP-6003	Blue Valley Community Action	Gage, Butler, Fillmore, Jefferson, Polk, York, Saline & Thayer Co.	U/N	Downpayment Assistance/Rehab	U/N	\$400,000	U/N	U/N	\$1,464,500	366%	\$1,864,500	28	U/N	N/A	27.9	\$2,818,164
U/N	09-TFHP-8020	Neighborworks Lincoln	Lincoln	U/N	Downpayment Assistance	U/N	\$400,000	U/N	U/N	\$1,750,000	438%	\$2,150,000	17	U/N	N/A	40.9	\$4,380,717
U/N	09-TFHP-6035	Thayer County	Thayer County	U/N	Downpayment Assistance/Rehab	U/N	\$288,000	U/N	U/N	\$600,000	208%	\$888,000	10	U/N	N/A	3.7	\$426,876
U/N	08-TFHO-6114	Southeast Nebraska Affordable Housing Council	Otoe, Saunders, Butler and Polk	U/N	Owner-occupied Rehab	U/N	\$400,000	U/N	U/N	\$0	0%	\$400,000	14	U/N	N/A	6.0	\$631,137
U/N	09-TFHP-5025	South Sioux City Habitat	South Sioux City	U/N	New Construction/Downpayment Assistance	U/N	\$264,900	U/N	U/N	\$50,000	19%	\$314,900	3	U/N	N/A	4.2	\$442,562
U/N	09-TFHP-4036	Santee Sioux Tribal Housing Authority	Santee	U/N	New Construction/Downpayment Assistance	U/N	\$290,477	U/N	U/N	\$864,523	298%	\$1,155,000	10	U/N	N/A	18.3	\$1,848,780
U/N	08-TFHO-3120	Southwest Nebraska Community Betterment Corp.	Perkins Co	U/N	Owner-occupied Rehab	U/N	\$100,000	U/N	U/N	\$7,350	7%	\$107,350	3	U/N	N/A	2.1	\$190,492
U/N	07-TFHP-7029	Omaha	Omaha	U/N	Downpayment Assistance	U/N	\$400,000	U/N	U/N	\$26,000	7%	\$426,000	90	U/N	N/A	7.6	\$864,319
U/N	09-TFRH-7069	Omaha	Omaha	U/N	New Construction/Rehab/Re-sale	U/N	\$360,000	U/N	U/N	\$5,231,947	1453%	\$5,591,947	28	U/N	U/N	99.8	\$11,345,601
U/N	09-TFHP-7068	Omaha	Omaha	U/N	New Construction	U/N	\$1,030,000	U/N	U/N	\$2,470,000	240%	\$3,500,000	16	U/N	N/A	62.5	\$7,101,212

Congressional District	Application Awarded	Organization Awarded	Project Location	Project Description	Project Summary	Grant Amount Requested	Amount Awarded	Amount of Cash Match	Percent of Cash Match	Amount Leveraged	Percent of Leverage	Total Project Cost	# of Units	Occupancy Rate	Expected Monthly	Employment Generated	Community Investment
U/N	05-TFPD-314	Lincoln County Community Dev. Corp.	Lincoln County & North Platte	U/N	New Construction/Downpayment Assistance	U/N	\$1,700,000	U/N	U/N	\$10,240,000	602%	\$11,940,000	74	N/A	N/A	125.4	\$12,397,242
U/N	09-TFRH-7067	Omaha	Omaha	U/N	New Construction	U/N	\$410,000	U/N	U/N	\$4,627,297	1129%	\$5,037,297	27	U/N	U/N	89.9	\$10,220,262
U/N	09-TFRHHP-3060	Lexington	Lexington	U/N	New Construction	U/N	\$500,000	U/N	U/N	\$5,058,000	1012%	\$5,558,000	32	U/N	U/N	97.8	\$9,464,162
U/N	09-TFRH-5054	Building Futures IV	Norfolk; Madison Co.	U/N	New Construction	U/N	\$29,878	U/N	U/N	\$1,097,700	3674%	\$1,127,578	10	U/N	U/N	19.2	\$1,964,968
U/N	09-TFPD-2055	Ord - Rolling Hills (NNI)	Ord	U/N	Pre-development	U/N	\$25,000	U/N	U/N	\$5,500	22%	\$30,500	0	N/A	N/A	0.3	\$42,000
U/N	09-TFRH-3022	Lincoln County Community Dev. Corp.	North Platte	U/N	Rental/Rehab	U/N	\$191,000	U/N	U/N	\$111,210	58%	\$302,210	3	U/N	U/N	3.2	\$313,783
U/N	09-TFHP-8082	NeighborWorks Lincoln	Lincoln	U/N	Downpayment Assistance/Rental	U/N	\$400,000	U/N	U/N	\$1,530,000	383%	\$1,930,000	17	U/N	N/A	36.7	\$3,932,458
U/N	09-TFRH-3080	McCook Econ. Dev. Corp.	McCook	U/N	Rental/Rehab	U/N	\$192,112	U/N	U/N	\$0	0%	\$192,112	24	U/N	U/N	3.0	\$307,812
U/N	09-TFHO-1077	Nebraska Housing Developers Assoc. (NHDA)	Statewide	U/N	Owner-occupied Rehab	U/N	\$200,000	U/N	U/N	\$23,250	12%	\$223,250	6	U/N	N/A	3.6	\$427,617
U/N	09-TFTA-1078	Nebraska Housing Developers Assoc. (NHDA)	Knox & Thurston Counties	U/N	Technical Assistance	U/N	\$40,000	U/N	U/N	\$10,000	25%	\$50,000	0	N/A	N/A	1.2	\$101,699
U/N	09-TFRH-1076	Scotts Bluff Housing Authority	Gering	U/N	Rental/Rehab	U/N	\$150,000	U/N	U/N	\$375,498	250%	\$525,498	24	U/N	U/N	8.5	\$917,729
U/N	09-TFRH-3073	Imperial	Imperial & Chase	U/N	Rental/Rehab	U/N	\$100,000	U/N	U/N	\$77,325	77%	\$177,325	16	U/N	U/N	3.4	\$314,663
U/N	09-TFHP-2059	Ord - Rolling Hills (NNI)	Ord	U/N	New Construction	U/N	\$725,000	U/N	U/N	\$4,423,332	610%	\$5,148,332	20	U/N	N/A	72.4	\$7,122,886
U/N	09-TFRH-1072	Rushville Housing Authority	Rushville	U/N	Rental/Rehab	U/N	\$85,202	U/N	U/N	\$5,000	6%	\$90,202	20	U/N	U/N	2.0	\$154,730
U/N	09-TFHP-8081	Neighborworks Lincoln	Lincoln (Lancaster Co., Malone Neighborhood)	U/N	New Construction	U/N	\$500,000	U/N	U/N	\$4,161,437	832%	\$4,661,437	18	U/N	N/A	88.6	\$9,497,879
U/N	09-TFRH-7069	City of Omaha	City of Omaha	U/N	New Construction/Rental	U/N	\$360,000	U/N	U/N	\$5,231,947	1453%	\$5,591,947	3	U/N	U/N	89.5	\$9,467,668
U/N	10-TFHP-3007	Keith County Housing Dev. Corp.	Ogallala	U/N	Downpayment Assistance/Rental	U/N	\$80,900	U/N	U/N	\$0	0%	\$80,900	1	U/N	N/A	1.4	\$123,362
U/N	10-TFHP-3025	McCook Econ. Dev. Corp.	Red Willow County	U/N	Downpayment Assistance/Rental	U/N	\$251,340	U/N	U/N	\$4,380	2%	\$255,720	6	U/N	N/A	4.0	\$409,728

Congressional District	Application Awarded	Organization Awarded	Project Location	Project Description	Project Summary	Grant Amount Requested	Amount Awarded	Amount of Cash Match	Percent of Cash Match	Amount Leveraged	Percent of Leverage	Total Project Cost	# of Units	Occupancy Rate	Expected Monthly	Employment Generated	Community Investment
U/N	10-TFTA-1002	High Plains	Butte, Daves, Sheridan, Sioux Counties	U/N	Technical Assistance	U/N	\$20,000	U/N	U/N	\$28,120	141%	\$48,120	0	N/A	N/A	0.8	\$66,333
U/N	10-TFTA-6005	Southeast Nebraska Community Action	Cass, Johnson, Nemaha, Otoe, Pawnee, Richardson & Sarpy Counties	U/N	Technical Assistance	U/N	\$25,000	U/N	U/N	\$2,500	10%	\$27,500	0	N/A	N/A	0.5	\$49,664
U/N	10-TFTA-4013	Housing Dev. Corp.	Adams, Clay, Hall, Nuckolls, & Webster Counties	U/N	Technical Assistance	U/N	\$40,000	U/N	U/N	\$28,670	72%	\$68,670	0	N/A	N/A	1.2	\$124,016
U/N	10-TFRH-1009	Western Nebraska Housing Opportunities (WNHO)	Scotts Bluff county	U/N	Rental/Rehab	U/N	\$286,300	U/N	U/N	\$286,400	100%	\$572,700	6	U/N	U/N	9.2	\$1,000,163
U/N	10-TFHP-5030	Hartington	Hartington	U/N	Infrastructure	U/N	\$400,000	U/N	U/N	\$1,378,803	345%	\$1,778,803	7	U/N	N/A	23.8	\$2,503,126
U/N	10-TFHP-3028	Lincoln County Community Dev. Corp.	Lincoln Co., Brady, Hershey, Maxwell, North Platte, Sutherland, Wallace, Wellfleet	U/N	Purchase/Rehab/Re-sale	U/N	\$200,000	U/N	U/N	\$263,000	132%	\$463,000	6	U/N	N/A	4.9	\$480,731
U/N	10-TFHP-2015	Bassett	Bassett	U/N	New Construction	U/N	\$131,700	U/N	U/N	\$67,550	51%	\$199,250	1	U/N	N/A	3.5	\$274,666
U/N	10-TFHP-2016	Burwell	Burwell	U/N	New Construction	U/N	\$171,965	U/N	U/N	\$10,550	6%	\$182,515	1	U/N	N/A	3.2	\$251,597
U/N	10-TFHP-4012	Housing Dev. Corp.	Adams, Clay, Hall, Nuckolls, & Webster Counties	U/N	Purchase/Rehab/Re-sale	U/N	\$150,000	U/N	U/N	\$0	0%	\$150,000	3	U/N	N/A	2.6	\$270,896
U/N	10-TFDH-6069	Southeast Nebraska Affordable Housing Council	Cass, Otoe, Saunders Counties	U/N	Owner-occupied Rehab	U/N	\$120,000	U/N	U/N	\$0	0%	\$120,000	14	N/A	N/A	2.2	\$216,716
U/N	10-TFDH-1047	PADD	Sioux, Scotts Bluff, Morrill, Cheyenne, & Garden Counties	U/N	Owner-occupied Rehab	U/N	\$120,000	U/N	U/N	\$0	0%	\$120,000	14	N/A	N/A	1.9	\$209,568
U/N	10-TFDH-4046	Housing Dev. Corp.	Adams, Nuckolls, & Webster Counties	U/N	Owner-occupied Rehab	U/N	\$120,000	U/N	U/N	\$0	0%	\$120,000	14	N/A	N/A	2.1	\$216,717
U/N	10-TFDH-3042	WCommunity Development	Dawson County	U/N	Owner-occupied Rehab	U/N	\$240,000	U/N	U/N	\$0	0%	\$240,000	26	N/A	N/A	4.2	\$408,672
U/N	10-TFDH-2043	Central Nebraska Econ. Dev. District (CNEDD), Inc.	Blaine, Boyd, Brown, Cherry, Custer, Garfield, Greeley, Hamilton, Holt, Howard, Keya Paha, Loup, Rock, Sherman, Valley, & Wheeler Counties	U/N	Owner-occupied Rehab	U/N	\$240,000	U/N	U/N	\$0	0%	\$240,000	27	N/A	N/A	4.2	\$330,840

Congressional District	Application Awarded	Organization Awarded	Project Location	Project Description	Project Summary	Grant Amount Requested	Amount Awarded	Amount of Cash Match	Percent of Cash Match	Amount Leveraged	Percent of Leverage	Total Project Cost	# of Units	Occupancy Rate	Expected Monthly	Employment Generated	Community Investment
U/N	10-TFDH-5044	Northeast Economic Development, Inc.	Antelope, Boone, Burt, Colfax, Cuming, Dodge, Rural Douglas, Knox, Madison, nance, Pierce, Platte, Stanton, Washington, & Wayne Counties	U/N	Owner-occupied Rehab	U/N	\$240,000	U/N	U/N	\$0	0%	\$240,000	27	N/A	N/A	3.2	\$334,146
U/N	10-TFHP-5072	South Sioux City Habitat	City of Sioux City	U/N	New Neighborhoods	U/N	\$750,000	U/N	U/N	\$3,541,814	472%	\$4,291,814	U/N	U/N	N/A	72.6	\$7,668,873
U/N	10-TFHP-6035	Neighborworks Lincoln	City of Lincoln & Lancaster County	U/N	Downpayment Assistance/ Rental	U/N	\$400,000	U/N	U/N	\$1,580,000	395%	\$1,980,000	30	U/N	N/A	37.7	\$4,034,335
U/N	10-TFHP-6033	Nebraska City	Nebraska City	U/N	Downpayment Assistance/ Rental	U/N	\$285,200	U/N	U/N	\$720,000	252%	\$1,005,200	12	U/N	N/A	18.4	\$1,815,358
U/N	10-TFHO-7065	City of Omaha	City of Omaha	U/N	Owner-occupied Rehab	U/N	\$183,000	U/N	U/N	\$150,000	82%	\$0	10	U/N	N/A	0.0	\$0
U/N	10-TFHP-7064	City of Omaha	City of Omaha	U/N	New Construction/ Downpayment Assistance	U/N	\$617,000	U/N	U/N	\$3,277,000	531%	\$3,894,000	22	U/N	N/A	62.3	\$6,592,892
U/N	11-TFTA-3011	Southwest Nebraska Community Betterment Corp.	Perkins, Chase, Dundy, Hitchcock and Hayes Counties	U/N	Technical Assistance	U/N	\$25,000	U/N	U/N	\$2,500	10%	\$27,500	0	N/A	N/A	0.4	\$46,941
U/N	11-TFHO-1055	Community Action Partnership of Western Nebraska	Counties of: Morrill, Scotts Bluffs	U/N	Owner-occupied Rehab	U/N	\$200,000	U/N	U/N	\$0	0%	\$200,000	7	U/N	N/A	3.4	\$357,372
U/N	11-TFRH-1010	Western Nebraska Housing Opportunities (WNHO)	Scotts Bluff County	U/N	Rental/Rehab	U/N	\$433,800	U/N	U/N	\$438,000	101%	\$871,800	8	U/N	U/N	14.1	\$1,488,127
U/N	11-TFHP-5003	Neighborworks Northeast Nebraska	Cities of Norfolk, including Woodland Park, Columbus, and Schuyler	U/N	Purchase/Rehab/ Re-sale	U/N	\$468,815	U/N	U/N	\$50,000	11%	\$518,815	10	U/N	N/A	8.4	\$885,596
U/N	11-TFHP-3024	Lincoln County Community Dev. Corp.	North Platte	U/N	New Construction	U/N	\$265,500	U/N	U/N	\$30,000	11%	\$295,500	3	U/N	N/A	4.8	\$504,407
U/N	11-TFHP-2015	Central Nebraska Econ. Dev. District (CNEDD), Inc.	Village of Stuart and City of Sargent	U/N	New Construction	U/N	\$507,639	U/N	U/N	\$87,690	17%	\$595,329	3	U/N	N/A	9.6	\$1,016,203
U/N	11-TFHP-2013	Village of Butte	Village of Butte	U/N	Purchase/Rehab/ Re-sale	U/N	\$161,720	U/N	U/N	\$10,000	6%	\$171,720	2	U/N	N/A	2.8	\$293,119
U/N	11-TFHP-6025	Blue Valley Community Action	Counties of: Butler, Fillmore, Gage, Jefferson, Polk, Saline, Seward, Thayer, and York	U/N	Purchase/Rehab/ Re-sale	U/N	\$300,458	U/N	U/N	\$0	0%	\$300,458	3	U/N	N/A	5.1	\$536,877
U/N	11-TFHO-7057	City of Omaha	City of Omaha	U/N	Owner-occupied Rehab	U/N	\$222,000	U/N	U/N	\$175,000	79%	\$397,000	11	U/N	N/A	6.4	\$672,157



Congressional District	Application Awarded	Organization Awarded	Project Location	Project Description	Project Summary	Grant Amount Requested	Amount Awarded	Amount of Cash Match	Percent of Cash Match	Amount Leveraged	Percent of Leverage	Total Project Cost	# of Units	Occupancy Rate	Expected Monthly	Employment Generated	Community Investment
U/N	11-TFHP-7058	City of Omaha	City of Omaha	U/N	New Construction/Downpayment Assistance	U/N	\$333,000	U/N	U/N	\$1,565,000	470%	\$1,898,000	11	U/N	N/A	30.4	\$3,213,484
U/N	11-TFHP-7059	City of Omaha	City of Omaha	U/N	Downpayment Assistance	U/N	\$445,000	U/N	U/N	\$400,000	90%	\$845,000	7	U/N	N/A	13.5	\$1,430,661
U/N	12-TFTA-3011	Lincoln County Community Development Corp.	Villages of: Brady, Curtis, Hershey, Maxwell, Sutherland, Wallace, and Wellfleet; City of North Platte	U/N	Operating Assistance	U/N	\$25,000	U/N	U/N	\$94,000	376%	\$119,000	0	N/A	N/A	1.9	\$201,478
U/N	12-TFTA-2030	Central Nebraska Economic Development, Inc.	Counties of: Blaine, Boyd, Brown, Cherry, Custer, Greeley, Garfield, Hamilton, Holt, Howard, Keya Paha, Loup, Merrick, Rock, Sherman, Valley, and Wheeler	U/N	Operating Assistance	U/N	\$25,000	U/N	U/N	\$20,000	80%	\$45,000	0	N/A	N/A	0.7	\$76,189
U/N	12-TFTA-6004	Southeast Nebraska Community Action	Counties of: Cass, Johnson, Nemaha, Otoe, Pawnee, Richardson, and Sarpy	U/N	Operating Assistance	U/N	\$25,000	U/N	U/N	\$2,500	10%	\$27,500	0	N/A	N/A	0.4	\$46,560
U/N	12-TFTA-5037	Ho-Chunk Community Development Corp.	Village of Winnebago	U/N	Operating Assistance	U/N	\$25,000	U/N	U/N	\$2,500	10%	\$27,500	0	N/A	N/A	0.4	\$46,560
U/N	12-TFRH-2032	Village of Wolbach	Village of Wolbach	U/N	Rental/Rehab	U/N	\$126,795	U/N	U/N	\$0	0%	\$126,795	4	U/N	U/N	2.0	\$214,675
U/N	12-TFRH-2031	Central Nebraska Economic Development, Inc.	The counties of: Blaine, Boyd, Brown, Cherry, Custer, Garfield, Greeley, hamilton, Holt, Howard, Keya Paha, Loup, Merrick, Rock, Sherman, Valley and Wheeler	U/N	Rental/Rehab	U/N	\$150,780	U/N	U/N	\$0	0%	\$150,780	5	U/N	U/N	2.4	\$255,284
U/N	12-TFRH-2029	Stuart Village Manor	Village of Stuart	U/N	New Construction/Rental	U/N	\$255,000	U/N	U/N	\$89,224	35%	\$344,224	2	U/N	U/N	5.5	\$582,802
U/N	12-TFRH-5034	City of Norfolk	City of Norfolk	U/N	Rental/Rehab	U/N	\$501,905	U/N	U/N	\$422,620	84%	\$924,525	7	U/N	U/N	14.8	\$1,565,304
U/N	12-TFRH-3012	Lincoln County Community Development Corp.	City of North Platte	U/N	Rental/Rehab	U/N	\$195,040	U/N	U/N	\$31,540	16%	\$226,580	4	U/N	U/N	3.6	\$383,620
U/N	12-TFHP-5051	City of Columbus	City of Columbus	U/N	New Construction	U/N	\$500,000	U/N	U/N	\$223,000	45%	\$723,000	9	U/N	N/A	11.6	\$1,224,104
U/N	12-TFHO-6002	Southeast Nebraska Community Action	Counties of: Johnson, Nemaha, Pawnee, and Richardson	U/N	Owner-occupied Rehab	U/N	\$400,000	U/N	U/N	\$40,000	10%	\$440,000	14	U/N	N/A	7.0	\$744,959

Congressional District	Application Awarded	Organization Awarded	Project Location	Project Description	Project Summary	Grant Amount Requested	Amount Awarded	Amount of Cash Match	Percent of Cash Match	Amount Leveraged	Percent of Leverage	Total Project Cost	# of Units	Occupancy Rate	Expected Monthly	Employment Generated	Community Investment
U/N	12-TFHP-1010	Western Nebraska Housing Opportunities	Cities of: Gering and Scottsbluff; The county of Scotts Bluff County	U/N	Downpayment Assistance	U/N	\$134,000	U/N	U/N	\$25,000	19%	\$159,000	35	U/N	N/A	2.5	\$269,201
U/N	12-TFHP-1009	Village of Gering	Village of Gering	U/N	New Construction/Downpayment Assistance	U/N	\$465,000	U/N	U/N	\$448,500	96%	\$913,500	5	U/N	N/A	14.6	\$1,546,637
U/N	12-TFHP-1035	High Plains Community Development Corp.	Counties of: Dawes, Sheridan, Sioux, Box Butte, and Morrill	U/N	Downpayment Assistance	U/N	\$75,000	U/N	U/N	\$0	0%	\$75,000	12	U/N	N/A	1.2	\$126,982
U/N	12-TFHP-6005	City of Seward	Seward County	U/N	Downpayment Assistance/Rental	U/N	\$349,000	U/N	U/N	\$840,000	241%	\$1,189,000	14	U/N	N/A	19.0	\$2,013,084
U/N	12-TFHP-6016	Thayer County Development Alliance	Thayer County	U/N	Downpayment Assistance/Rental	U/N	\$157,500	U/N	U/N	\$300,000	190%	\$457,500	5	U/N	N/A	7.3	\$774,589
U/N	12-TFHP-6006	Southeast Nebraska Community Action	Counties of: Cass, Johnson, Nemaha, Otoe, Pawnee, Richardson, and Sarpy	U/N	Downpayment Assistance/Rental	U/N	\$400,000	U/N	U/N	\$710,500	178%	\$1,110,500	15	U/N	N/A	17.8	\$1,880,176
U/N	12-TFHP-5017	Northeast Economic Development, Inc.	Counties of: Burt, Cedar, Colfax, Cuming, Dakota, Dodge, Dixon, Rural Douglas, Madison, Pierce, Platte, Stanton, Thurston, Washinton, and Wayne	U/N	New Construction/Downpayment Assistance	U/N	\$365,800	U/N	U/N	\$110,000	30%	\$475,800	4	U/N	N/A	7.6	\$805,572
U/N	12-TFHP-3052	Southwest Nebraska Community Betterment Corporation	Cities of: Imperial, Wauneta, and Grant	U/N	Downpayment Assistance	U/N	\$95,650	U/N	U/N	\$0	0%	\$95,650	4	U/N	N/A	1.5	\$161,944
U/N	12-TFHO-7058	Omaha	City of Omaha	U/N	Owner-occupied Rehab	U/N	\$400,000	U/N	U/N	\$0	0%	\$400,000	20	U/N	N/A	6.4	\$677,236
U/N	12-TFHP-7059	Omaha	City of Omaha	U/N	New Construction	U/N	\$850,000	U/N	U/N	\$0	0%	\$850,000	18	U/N	N/A	13.6	\$1,439,126
U/N	12-TFHP-8023	Neighborworks Lincoln	City of Lincoln	U/N	Purchase/Rehab/Re-sale	U/N	\$200,000	U/N	U/N	\$0	0%	\$200,000	4	U/N	N/A	3.2	\$338,618
U/N	13-TFTA-1002	High Plains Community Development Corporation	Counties of: Box Butte, Dawes, Sheridan, and Sioux	U/N	Operating Assistance	U/N	\$30,000	U/N	U/N	\$20,000	67%	\$50,000	0	N/A	N/A	0.4	\$90,903
U/N	13-TFHP-1025	Western Nebraska Housing Opportunity	City of Scottsbluff	U/N	New Construction	U/N	\$444,600	U/N	U/N	\$32,000	7%	\$476,600	4	U/N	N/A	3.7	\$866,487

Congressional District	Application Awarded	Organization Awarded	Project Location	Project Description	Project Summary	Grant Amount Requested	Amount Awarded	Amount of Cash Match	Percent of Cash Match	Amount Leveraged	Percent of Leverage	Total Project Cost	# of Units	Occupancy Rate	Expected Monthly	Employment Generated	Community Investment
U/N	13-TFHO-1039	Community Action Partnership of Western Nebraska	Counties of: Banner, Cheyenne, Deuel, Garden, Kimball, Morrill, Scottsbluff	U/N	Owner-occupied Rehab	U/N	\$337,000	U/N	U/N	\$53,075	16%	\$390,075	11	U/N	N/A	3.1	\$709,180
U/N	13-TFTA-1045	Community Action Partnership of Western Nebraska	Counties of: Banner, Cheyenne, Deuel, Garden, Kimball, Morrill, and Scotts Bluff	U/N	Operating Assistance	U/N	\$30,000	U/N	U/N	\$5,000	17%	\$35,000	0	N/A	N/A	0.3	\$63,632
U/N	13-TFRH-1074	City of Sidney	City of Sidney	U/N	New Neighborhoods	U/N	\$500,000	U/N	U/N	\$0	0%	\$500,000	4	U/N	U/N	3.9	\$909,030
U/N	13-TFHO-2019	Central Nebraska Economic Development, Inc.	Counties of: Blaine, Boyd, Brown, Cherry, Custer, Greeley, Garfield, Hamilton, Holt, Howard, Keya Paha, Loup, Merrick, Rock, Sherman, Valley, and Wheeler	U/N	Owner-occupied Rehab	U/N	\$188,000	U/N	U/N	\$0	0%	\$188,000	6	U/N	N/A	1.5	\$341,795
U/N	13-TFHP-2020	Midwest Housing Initiatives, Inc	City of Broken Bow	U/N	New Construction	U/N	\$432,000	U/N	U/N	\$172,500	40%	\$604,500	6	U/N	N/A	4.7	\$1,099,017
U/N	13-TFTA-3014	Southwest Nebraska Community Betterment Corporation	Counties of: Perkins, Chase, Dundy, Hayes, and Hitchcock	U/N	Operating Assistance	U/N	\$30,000	U/N	U/N	\$0	0%	\$30,000	0	N/A	N/A	0.2	\$54,542
U/N	13-TFHP-3036	McCook Economic Dev. Corp.	City of McCook	U/N	Purchase/Rehab/ Re-sale	U/N	\$300,000	U/N	U/N	\$4,500	2%	\$304,500	3	U/N	N/A	2.4	\$553,599
U/N	13-TFTA-3046	West Central Nebraska Dev. Dist.	Counties of: Grant, Hooker, Thomas, Arthur, McPherson, Logan, Keith, Perkins, Lincoln, Dawson, Chase, Hayes, Frontier, Gosper, Dundy, Hitchcock, Red Willow and Furnas	U/N	Operating Assistance	U/N	\$30,000	U/N	U/N	\$5,000	17%	\$35,000	0	N/A	N/A	0.3	\$63,632
U/N	13-TFHO-4009	Community Action Partnership of Mid-Nebraska	Counties of: Buffalo, Franklin, Harlan, Kearney, and Phelps	U/N	Owner-occupied Rehab	U/N	\$226,122	U/N	U/N	\$0	0%	\$226,122	8	U/N	N/A	1.8	\$411,103
U/N	13-TFTA-4010	Community Action Partnership of Mid-Nebraska	Counties of: Buffalo, Franklin, Frontier, Furnas, Gosper, Harlan, Kearney, Phelps, and Red Willow	U/N	Operating Assistance	U/N	\$30,000	U/N	U/N	\$0	0%	\$30,000	0	N/A	N/A	0.2	\$54,542
U/N	13-TFRH-4023	St. Paul Housing Authority	City of St. Paul	U/N	New Construction/ Rental	U/N	\$443,050	U/N	U/N	\$0	0%	\$443,050	3	U/N	U/N	3.5	\$805,491

Congressional District	Application Awarded	Organization Awarded	Project Location	Project Description	Project Summary	Grant Amount Requested	Amount Awarded	Amount of Cash Match	Percent of Cash Match	Amount Leveraged	Percent of Leverage	Total Project Cost	# of Units	Occupancy Rate	Expected Monthly	Employment Generated	Community Investment
U/N	13-TFRH-4026	Central Nebraska Community Services, Inc.	Cities of: Loup City, Central City, O'Neill, Cairo, Ainsworth and Greeley	U/N	Rental/Rehab	U/N	\$357,628	U/N	U/N	\$0	0%	\$357,628	24	U/N	U/N	2.8	\$650,189
U/N	13-TFTA-4032	Housing Development Corporation - Hastings	Counties of: Adams, Clay, Hall, Nuckolls, and Webster	U/N	Operating Assistance	U/N	\$30,000	U/N	U/N	\$35,000	117%	\$65,000	0	N/A	N/A	0.5	\$118,174
U/N	13-TFHP-5015	Wayne Community Housing Dev. Corp.	Counties of: Burt, Cumming, Dodge, Thurston, Washington and Wayne	U/N	Purchase/Rehab/ Re-sale	U/N	\$295,000	U/N	U/N	\$676,000	229%	\$971,000	8	U/N	N/A	7.6	\$1,765,336
U/N	13-TFTA-5022	Neighborworks Northeast Nebraska	Counties of: Colfax, Cuming, Madison, Peirce, Platte, Stanton and Wayne	U/N	Operating Assistance	U/N	\$30,000	U/N	U/N	\$89,500	298%	\$119,500	0	N/A	N/A	0.9	\$217,258
U/N	13-TFTA-5027	Coalition for a Better Community	City of Walthill	U/N	Operating Assistance	U/N	\$30,000	U/N	U/N	\$5,694	19%	\$35,694	0	N/A	N/A	0.3	\$64,894
U/N	13-TFHP-5034	Three Rivers Housing	City of Lyons	U/N	New Construction	U/N	\$395,300	U/N	U/N	\$0	0%	\$395,300	3	U/N	N/A	3.1	\$718,679
U/N	13-TFTA-5035	Three Rivers Housing	Counties of: Burt, Cuming, Dodge, and Washington	U/N	Operating Assistance	U/N	\$30,000	U/N	U/N	\$10,000	33%	\$40,000	0	N/A	N/A	0.3	\$72,722
U/N	13-TFHP-6003	Fillmore County.	County of Fillmore	U/N	Downpayment Assistance/ Rental	U/N	\$229,120	U/N	U/N	\$0	0%	\$229,120	8	U/N	N/A	1.8	\$416,554
U/N	13-TFTA-6004	Blue Valley Community Action	Counties of: Butler, Fillmore, Gage, Jefferson, Polk, Saline, Seward, Thayer, and York	U/N	Operating Assistance	U/N	\$30,000	U/N	U/N	\$2,500	8%	\$32,500	0	N/A	N/A	0.3	\$59,087
U/N	13-TFHO-6005	Blue Valley Community Action	Counties of: Fillmore, Gage, Jefferson, Saline, Thayer, and York	U/N	Owner-occupied Rehab	U/N	\$200,000	U/N	U/N	\$0	0%	\$200,000	7	U/N	N/A	1.6	\$363,612
U/N	13-TFHP-6006	Blue Valley Community Action	Counties of: Butler, Fillmore, Gage, Jefferson, Polk, Saline, Seward, Thayer, and York	U/N	Downpayment Assistance/ Rental	U/N	\$300,000	U/N	U/N	\$0	0%	\$300,000	8	U/N	N/A	2.3	\$545,418
U/N	13-TFTA-8021	Nebraska Housing Developers	Statewide	U/N	Operating Assistance	U/N	\$30,000	U/N	U/N	\$10,000	33%	\$40,000	0	N/A	N/A	0.3	\$72,722
U/N	13-TFHP-8049	NeighborWorks Lincoln	City of Lincoln	U/N	Downpayment Assistance/ Rental	U/N	\$221,300	U/N	U/N	\$0	0%	\$221,300	7	U/N	N/A	1.7	\$402,337
U/N	13-TFTA-8051	NeighborWorks Lincoln	City of Lincoln	U/N	Operating Assistance	U/N	\$30,000	U/N	U/N	\$60,000	200%	\$90,000	0	N/A	N/A	0.7	\$163,625
U/N	14-TFHO-3017	Nebraska Housing Developers	Statewide	U/N	Owner-occupied Rehab	U/N	\$310,000	U/N	U/N	\$0	0%	\$310,000	0	U/N	N/A	2.4	\$563,599

Congressional District	Application Awarded	Organization Awarded	Project Location	Project Description	Project Summary	Grant Amount Requested	Amount Awarded	Amount of Cash Match	Percent of Cash Match	Amount Leveraged	Percent of Leverage	Total Project Cost	# of Units	Occupancy Rate	Expected Monthly	Employment Generated	Community Investment
U/N	14-TFHO-3018	Humboldt	City of Humboldt	U/N	Owner-occupied Rehab	U/N	\$166,485	U/N	U/N	\$0	0%	\$166,485	0	U/N	N/A	1.3	\$302,680
U/N	14-TFHO-7074	City of Omaha	City of Omaha	U/N	Owner-occupied Rehab	U/N	\$472,000	U/N	U/N	\$320,000	68%	\$792,000	U/N	U/N	N/A	6.2	\$1,439,904
U/N	14-TFHP-01016	Neighborworks Northeast Ne	U/N	U/N	Purchase/Rehab/Re-sale	U/N	\$500,000	U/N	U/N	\$75,000	15%	\$575,000	0	U/N	N/A	4.5	\$1,045,385
U/N	14-TFHP-01042	NeighborWorks Lincoln	City of Lincoln	U/N	Downpayment Assistance/Rental	U/N	\$442,252	U/N	U/N	\$0	0%	\$442,252	0	U/N	N/A	3.5	\$804,041
U/N	14-TFHP-3005	High Plains Community Development Corporation	U/N	U/N	Purchase/Rehab/Re-sale/Downpayment Assistance	U/N	\$497,740	U/N	U/N	\$77,300	16%	\$575,040	0	U/N	N/A	4.5	\$1,045,457
U/N	14-TFHP-7072	City of Omaha	City of Omaha	U/N	Purchase/Rehab/Re-sale	U/N	\$483,800	U/N	U/N	\$370,000	76%	\$853,800	0	U/N	N/A	6.7	\$1,552,260
U/N	14-TFHP-7073	City of Omaha	City of Omaha	U/N	New Construction	U/N	\$483,800	U/N	U/N	\$938,200	194%	\$1,422,000	0	U/N	N/A	11.1	\$2,585,281
U/N	14-TFHP-7076	Habitat for Humanity	City of Omaha	U/N	Purchase/Rehab/Re-sale	U/N	\$450,000	U/N	U/N	\$1,592,550	354%	\$2,042,550	0	U/N	N/A	16.0	\$3,713,478
U/N	14-TFHP-7077	Habitat for Humanity	City of Omaha	U/N	New Construction	U/N	\$500,000	U/N	U/N	\$2,990,000	598%	\$3,490,000	0	U/N	N/A	27.3	\$6,345,029
U/N	14-TFRH-01028	Pender Community Development	City of Pender	U/N	Rental	U/N	\$732,950	U/N	U/N	\$81,500	11%	\$814,450	0	U/N	U/N	6.4	\$1,480,719
U/N	14-TFRH-01038	Madison	City of Madison	U/N	Rental	U/N	\$599,798	U/N	U/N	\$303,600	51%	\$903,398	0	U/N	U/N	7.1	\$1,642,432
U/N	14-TFRHC-3029	Sherman County	City of Loup City	U/N	Rental	U/N	\$716,750	U/N	U/N	\$79,700	11%	\$796,450	0	U/N	U/N	6.2	\$1,447,994
U/N	14-TFRHC-3034	Aurora Housing Development Corp.	City of Aurora	U/N	Rental	U/N	\$800,000	U/N	U/N	\$250,000	31%	\$1,050,000	0	U/N	U/N	8.2	\$1,908,963
U/N	14-TFTA-7080	Habitat for Humanity	City of Omaha	U/N	Technical Assistance	U/N	\$60,000	U/N	U/N	\$940,000	1567%	\$1,000,000	0	N/A	N/A	7.8	\$1,818,060
U/N	14-TFDH-069	Northeast Economic Development, Inc.	U/N	U/N	Disaster Relief Rehabilitation	U/N	\$320,000	U/N	U/N	\$0	0%	\$320,000	0	N/A	N/A	2.5	\$581,779
U/N	14-TFDH-070	Blue Valley Community Action, Inc.	U/N	U/N	Disaster Relief Rehabilitation	U/N	\$160,000	U/N	U/N	\$0	0%	\$160,000	0	N/A	N/A	1.3	\$290,890
U/N	14-TFDH-071	Southeast NE Affordable Housing Council	U/N	U/N	Disaster Relief Rehabilitation	U/N	\$160,000	U/N	U/N	\$0	0%	\$160,000	0	N/A	N/A	1.3	\$290,890
U/N	14-TFTAN-3004	Wayne Community Housing	U/N	U/N	Technical Assistance	U/N	\$60,000	U/N	U/N	\$99,211	165%	\$159,211	11	N/A	N/A	1.2	\$289,455
U/N	14-TFTAC-3036	South Central Economic Development District	U/N	U/N	Technical Assistance	U/N	\$60,000	U/N	U/N	\$7,000	12%	\$67,000	15	N/A	N/A	0.5	\$121,810
U/N	14-TFTAN-3026	Northeast Housing Imitative, Inc., Inc	U/N	U/N	Technical Assistance	U/N	\$60,000	U/N	U/N	\$28,844	48%	\$88,844	17	N/A	N/A	0.7	\$161,524
U/N	14-TFTAW-3048	McCook Economic Dev. Corp.	U/N	U/N	Technical Assistance	U/N	\$60,000	U/N	U/N	\$7,000	12%	\$67,000	15	N/A	N/A	0.5	\$121,810

Congressional District	Application Awarded	Organization Awarded	Project Location	Project Description	Project Summary	Grant Amount Requested	Amount Awarded	Amount of Cash Match	Percent of Cash Match	Amount Leveraged	Percent of Leverage	Total Project Cost	# of Units	Occupancy Rate	Expected Monthly	Employment Generated	Community Investment
U/N	14-TFTAC-3002	Central Nebraska Community Services, Inc.	U/N	U/N	Technical Assistance	U/N	\$60,000	U/N	U/N	\$4,483	7%	\$64,483	10	N/A	N/A	0.5	\$117,234
U/N	15-TFHO-15038	City of Fremont	City of Fremont	U/N	Owner-occupied Rehab	U/N	\$349,994	U/N	U/N	\$0	0%	\$349,994	11	U/N	N/A	2.7	\$636,310
U/N	15-TFHO-16056	City of Syracuse	City of Syracuse	U/N	Owner-occupied Rehab	U/N	\$420,988	U/N	U/N	\$0	0%	\$420,988	15	U/N	N/A	3.3	\$765,381
U/N	15-TFHO-27047	City of Omaha	City of Omaha	U/N	Owner-occupied Rehab	U/N	\$500,000	U/N	U/N	\$340,000	68%	\$840,000	17	U/N	N/A	6.6	\$1,527,170
U/N	15-TFHO-27060	Habitat for Humanity	City of Omaha	U/N	Owner-occupied Rehab	U/N	\$225,000	U/N	U/N	\$0	0%	\$225,000	15	U/N	N/A	1.8	\$409,064
U/N	15-TFHO-34019	City of Wood River	City of Wood River	U/N	Owner-occupied Rehab	U/N	\$321,240	U/N	U/N	\$29,500	9%	\$350,740	10	U/N	N/A	2.7	\$637,666
U/N	15-TFHO-36007	Blue Valley Community Action, Inc.	U/N	U/N	Owner-occupied Rehab	U/N	\$420,240	U/N	U/N	\$13,500	3%	\$433,740	13	U/N	N/A	3.4	\$788,565
U/N	15-TFHP-15044	Norfolk Area Habitat for Humanity	City of Norfolk	U/N	New Construction	U/N	\$222,904	U/N	U/N	\$104,820	47%	\$327,724	2	U/N	N/A	2.6	\$595,822
U/N	15-TFHP-18040	NeighborWorks Lincoln	City of Lincoln	U/N	Downpayment Assistance	U/N	\$472,492	U/N	U/N	\$0	0%	\$472,492	18	U/N	N/A	3.7	\$859,019
U/N	15-TFHP-18041	NeighborWorks Lincoln	City of Lincoln	U/N	New Construction	U/N	\$483,495	U/N	U/N	\$0	0%	\$483,495	6	U/N	N/A	3.8	\$879,023
U/N	15-TFHP-27050	City of Omaha	City of Omaha	U/N	Purchase/Rehab/Re-sale	U/N	\$500,000	U/N	U/N	\$370,000	74%	\$870,000	7	U/N	N/A	6.8	\$1,581,712
U/N	15-TFHP-27058	Habitat for Humanity	City of Omaha	U/N	New Construction	U/N	\$500,000	U/N	U/N	\$450,000	90%	\$950,000	16	U/N	N/A	7.4	\$1,727,157
U/N	15-TFHP-27059	Habitat for Humanity	City of Omaha	U/N	Purchase/Rehab/Re-sale	U/N	\$500,000	U/N	U/N	\$250,000	50%	\$750,000	16	U/N	N/A	5.9	\$1,363,545
U/N	15-TFHP-32030	Central Nebraska Economic Development, Inc.	Counties of: Blaine, Boyd, Brown, Cherry, Custer, Garfield, Greeley, Holt, Keya Paha, Loup, Rock, Sherman, Valley and Wheeler	U/N	Downpayment Assistance/Rental	U/N	\$187,040	U/N	U/N	\$12,000	6%	\$199,040	8	U/N	N/A	1.6	\$361,867
U/N	15-TFHP-33023	Southwest Nebraska Community Betterment Corporation	Counties of: Chase, Dundy, Hayes, Hitchcock and Perkins	U/N	Downpayment Assistance	U/N	\$139,840	U/N	U/N	\$13,500	10%	\$153,340	7	U/N	N/A	1.2	\$278,781
U/N	15-TFHP-33037	Career Services	Communities of: Lexington, Cozad and Gothenburg	U/N	Downpayment Assistance	U/N	\$486,239	U/N	U/N	\$210,914	43%	\$697,153	10	U/N	N/A	5.5	\$1,267,466
U/N	15-TFHP-33053	Lincoln County Community Development Corp.	City of North Platte	U/N	New Construction/Downpayment Assistance	U/N	\$281,740	U/N	U/N	\$70,000	25%	\$351,740	4	U/N	N/A	2.8	\$639,484
U/N	15-TFHP-35028	Wakefield	City of Wakefield	U/N	New Construction	U/N	\$356,759	U/N	U/N	\$25,997	7%	\$382,756	2	U/N	N/A	3.0	\$695,873

Congressional District	Application Awarded	Organization Awarded	Project Location	Project Description	Project Summary	Grant Amount Requested	Amount Awarded	Amount of Cash Match	Percent of Cash Match	Amount Leveraged	Percent of Leverage	Total Project Cost	# of Units	Occupancy Rate	Expected Monthly	Employment Generated	Community Investment
U/N	15-TFHP-36009	Blue Valley Community Action, Inc.	Counties of: Butler, Fillmore, Gage, Jefferson, Polk, Saline, Seward, Thayer and York	U/N	Downpayment Assistance/ Rental	U/N	\$429,039	U/N	U/N	\$16,000	4%	\$445,039	12	U/N	N/A	3.5	\$809,108
U/N	15-TFRH-16062	Nebraska Housing Developers Association	City of David City	U/N	New Construction	U/N	\$787,500	U/N	U/N	\$264,807	34%	\$1,052,307	5	U/N	U/N	8.2	\$1,913,157
U/N	15-TFTA-18039	Neighborworks Lincoln	City of Lincoln	U/N	Technical Assistance	U/N	\$60,000	U/N	U/N	\$0	0%	\$60,000	0	N/A	N/A	0.5	\$109,084
U/N	15-TFTA-18051	Nebraska Housing Developers Association	Statewide	U/N	Technical Assistance	U/N	\$60,000	U/N	U/N	\$3,000	5%	\$63,000	0	N/A	N/A	0.5	\$114,538
U/N	15-TFTA-33027	Career Services	Dawson County	U/N	Technical Assistance	U/N	\$60,000	U/N	U/N	\$99,660	166%	\$159,660	0	N/A	N/A	1.2	\$290,271
U/N	15-TFTA-36008	Blue Valley Community Action, Inc.	Counties of: Butler, Fillmore, Gage, Jefferson, Polk, Saline, Seward, Thayer and York	U/N	Technical Assistance	U/N	\$60,000	U/N	U/N	\$10,000	17%	\$70,000	0	N/A	N/A	0.5	\$127,264
CD1	16-TFHP-15007	NeighborWorks Northeast Nebraska	Communities within Colfax, Cuming, Madison Pierce, Platte, Stanton, Wayne Counties	Purchase/ Rehab/ Resale	Homebuyer	U/N	\$600,000	U/N	U/N	\$970,000	162%	\$1,570,000	14	100%	N/A	12.3	\$2,854,354
CD1	16-TFHP-15050	Three Rivers Housing Development Corporation	Communities within Burt, Cuming, Dodge and Washington Counties	Purchase/ Rehab/ Resale	Homebuyer	U/N	\$346,500	U/N	U/N	\$18,854	5%	\$365,354	7	100%	N/A	2.9	\$664,235
CD1	16-TFHP-18028	NeighborWorks Lincoln	City of Lincoln	Down Payment Asst with Rehab	Homebuyer	U/N	\$220,000	U/N	U/N	\$0	0%	\$220,000	8	100%	N/A	1.7	\$399,973
CD1	16-TFHP-18029	NeighborWorks Lincoln	City of Lincoln excluding blocks between Q & R St & from 22nd to 24th St, Lancaster County	New Construction with Down Payment Asst	Homebuyer	U/N	\$547,500	U/N	U/N	\$648,788	119%	\$1,196,288	5	100%	N/A	9.4	\$2,174,923
CD1	16-TFHP-18053	NeighborWorks Lincoln	City of Lincoln Antelope Square between Q & R St & from 22nd to 24th St, Lancaster County	New Construction with Down Payment Asst & Demolition	Homebuyer	U/N	\$500,000	U/N	U/N	\$7,273,738	1455%	\$7,773,738	12	100%	N/A	60.8	\$14,133,122
CD2	16-TFHP-27038	Habitat for Humanity of Omaha, Inc.	Omaha & Waterloo, Douglas County and Blair, Washington County	Purchase/ Rehab/ Resale	Homebuyer	U/N	\$500,000	U/N	U/N	\$1,481,920	296%	\$1,981,920	16	100%	N/A	15.5	\$3,603,249
CD2	16-TFHP-27039	Habitat for Humanity of Omaha, Inc.	Omaha & Waterloo, Douglas County and Blair, Washington County	New Construction with Demolition	Homebuyer	U/N	\$500,000	U/N	U/N	\$1,789,107	358%	\$2,289,107	16	100%	N/A	17.9	\$4,161,734

Congressional District	Application Awarded	Organization Awarded	Project Location	Project Description	Project Summary	Grant Amount Requested	Amount Awarded	Amount of Cash Match	Percent of Cash Match	Amount Leveraged	Percent of Leverage	Total Project Cost	# of Units	Occupancy Rate	Expected Monthly	Employment Generated	Community Investment
CD2	16-TFHP-27057	City of Omaha	City of Omaha Locust Glen Neighborhood, Douglas County	New Construction with Down Payment Asst	Homebuyer	U/N	\$480,000	U/N	U/N	\$400,000	83%	\$880,000	4	100%	N/A	6.9	\$1,599,893
CD2	16-TFHP-27059	City of Omaha	City of Omaha Clifton Hill Neighborhood, Douglas County	New Construction with Down Payment Asst	Homebuyer	U/N	\$600,000	U/N	U/N	\$1,425,000	238%	\$2,025,000	9	100%	N/A	15.9	\$3,681,572
CD3	16-TFHP-31002	High Plains Community Development Corp.	Communities within Box Butte, Dawes, Morrill, Sheridan, Sioux Counties	Down Payment Asst	Homebuyer	U/N	\$90,000	U/N	U/N	\$67,000	74%	\$157,000	12	100%	N/A	1.2	\$285,435
CD3	16-TFHP-31042	Western Nebraska Housing Opportunities	Communities within Scottsbluff County	Down Payment Asst with Rehab	Homebuyer	U/N	\$130,000	U/N	U/N	\$45,000	35%	\$175,000	34	100%	N/A	1.4	\$318,161
CD3	16-TFHP-34044	Housing Development Corp.	City of Grand Island, Hall County	Purchase/Rehab/ Resale	Homebuyer	U/N	\$400,000	U/N	U/N	\$75,000	19%	\$475,000	3	100%	N/A	3.7	\$863,579
CD3	16-TFHP-36019	Southeast Nebraska Community Action Partnership, Inc.	Communities within Cass, Johnson, Nemaha, Otoe, Pawnee, Richardson and Sarpy Counties	Down Payment Asst with Rehab	Homebuyer	U/N	\$257,400	U/N	U/N	\$10,500	4%	\$267,900	10	100%	N/A	2.1	\$487,058
CD2	16-TFHO-27036	Habitat for Humanity of Omaha, Inc.	Omaha & Waterloo, Douglas County and Blair, Washington County	Owner Occupied Rehab	Homeowner	U/N	\$636,500	U/N	U/N	\$538,650	85%	\$1,175,150	42	100%	N/A	9.2	\$2,136,493
CD2	16-TFHO-27058	City of Omaha	City of Omaha King Science Neighborhood, Douglas County	Owner Occupied Rehab	Homeowner	U/N	\$283,500	U/N	U/N	\$180,000	63%	\$463,500	9	100%	N/A	3.6	\$842,671
CD3	16-TFHO-32009	Central Nebraska Economic Development, Inc.	Communities within Blaine, Boyd, Brown, Cherry, Custer, Garfield, Greeley, Holt, Keya Paha, Loup, Rock, Sherman, Valley and Wheeler Counties	Owner Occupied Rehab	Homeowner	U/N	\$250,000	U/N	U/N	\$20,000	8%	\$270,000	8	100%	N/A	2.1	\$490,876
CD3	16-TFHO-33014	Southwest Community Betterment Corp	Palisade, Hitchcock County	Owner Occupied Rehab	Homeowner	U/N	\$198,750	U/N	U/N	\$16,610	8%	\$215,360	6	100%	N/A	1.7	\$391,537
CD3	16-TFHO-33015	Southwest Community Betterment Corp	Grant, Madrid, Elsie and Venango in Perkins County	Owner Occupied Rehab	Homeowner	U/N	\$231,875	U/N	U/N	\$19,460	8%	\$251,335	7	100%	N/A	2.0	\$456,942
CD3	16-TFHO-33026	Lincoln County Community Development Corp	Brady, Hershey, Maxwell, North Platte, Sutherland, Wallace, Wellfleet, Lincoln County	Owner Occupied Rehab with Demolition	Homeowner	U/N	\$250,000	U/N	U/N	\$15,000	6%	\$265,000	4	100%	N/A	2.1	\$481,786



Congressional District	Application Awarded	Organization Awarded	Project Location	Project Description	Project Summary	Grant Amount Requested	Amount Awarded	Amount of Cash Match	Percent of Cash Match	Amount Leveraged	Percent of Leverage	Total Project Cost	# of Units	Occupancy Rate	Expected Monthly	Employment Generated	Community Investment
CD3	16-TFHO-34035	Superior	City of Superior, Nuckolls County	Owner Occupied Rehab	Homeowner	U/N	\$250,000	U/N	U/N	\$50,000	20%	\$300,000	7	100%	N/A	2.3	\$545,418
CD3	16-TFHO-36012	Fairbury	City of Fairbury, Jefferson County	Owner Occupied Rehab	Homeowner	U/N	\$161,710	U/N	U/N	\$0	0%	\$161,710	7	100%	N/A	1.3	\$293,998
CD1	16-TFRH-15056	Building a Better Tomorrow	Madison Estates, Madison, Madison County	Rental New Construction	Rental	U/N	\$800,000	U/N	U/N	\$215,000	27%	\$1,015,000	4	93%	U/N	7.9	\$1,845,331
CD3	16-TFRH-33055	City of Imperial	Heather Estates II, Imperial, Chase County	Rental New Construction	Rental	U/N	\$786,000	U/N	U/N	\$228,500	29%	\$1,014,500	5	93%	U/N	7.9	\$1,844,422
CD2	16-TFRH-20073	Holy Name Housing Corp	Adams Park Senior Cottages, Omaha, Douglas County	Rental New Construction	Rental	U/N	\$500,000	U/N	U/N	\$4,868,458	974%	\$5,368,458	18	93%	U/N	42.0	\$9,760,179
CD1	16-TFTA-15008	NeighborWorks Northeast Nebraska	Counties of: Colfax, Cuming, Madison, Pierce, Platte, Stanton and Wayne	Non-Profit Operating	Technical Assistance	U/N	\$60,000	U/N	U/N	\$90,000	150%	\$150,000	0	N/A	N/A	1.2	\$272,709
CD2	16-TFTA-27037	Habitat for Humanity of Omaha, Inc.	City of Omaha	Non-Profit Operating	Technical Assistance	U/N	\$60,000	U/N	U/N	\$470,000	783%	\$530,000	0	N/A	N/A	4.1	\$963,572
CD3	16-TFTA-33016	Southwest Community Betterment Corp	Counties of: Chase, Dundy, Hayes, Hitchcock and Perkins	Non-Profit Operating	Technical Assistance	U/N	\$60,000	U/N	U/N	\$8,115	14%	\$68,115	0	N/A	N/A	0.5	\$123,836
CD3	16-TFTA-33027	Lincoln County Community Development Corp	City of North Platte	Non-Profit Operating	Technical Assistance	U/N	\$60,000	U/N	U/N	\$71,376	119%	\$131,376	0	N/A	N/A	1.0	\$238,849
CD3	16-TFTA-34045	Housing Development Corp.	Counties of: Adams, Clay, Hall, Nuckolls and Webster	Non-Profit Operating	Technical Assistance	U/N	\$60,000	U/N	U/N	\$3,000	5%	\$63,000	0	N/A	N/A	0.5	\$114,538
CD1	17-TFHP-15019	NeighborWorks Northeast	Communities in Madison, Platte, Colfax, Cuming, Pierce, Stanton and Wayne	Purchase / Rehab / Resale with Down Payment Assistance	Homebuyer	U/N	\$600,000	\$70,000	12%	\$1,274,560	212%	\$1,944,560	14	100%	N/A	15.2	\$3,535,327
CD1	17-TFHP-15023	HoChunk Community Development Corp.	Winnebago Indian Reservation, Thurston County	Down Payment Assistance	Homebuyer	U/N	\$250,000	\$250,000	100%	\$0	0%	\$500,000	20	100%	N/A	3.9	\$909,030
CD1	17-TFHP-18055	NeighborWorks Lincoln, Inc.	City of Lincoln, Lancaster County	Down Payment Assistance with Rehab	Homebuyer	U/N	\$400,000	\$4,000	1%	\$0	0%	\$404,000	16	100%	N/A	3.2	\$734,496
CD1	17-TFHP-18056	NeighborWorks Lincoln, Inc.	City of Lincoln, Lancaster County	New Construction with Down Payment Assistance	Homebuyer	U/N	\$500,000	\$171,054	34%	\$372,500	75%	\$1,043,554	4	100%	N/A	8.2	\$1,897,244

Congressional District	Application Awarded	Organization Awarded	Project Location	Project Description	Project Summary	Grant Amount Requested	Amount Awarded	Amount of Cash Match	Percent of Cash Match	Amount Leveraged	Percent of Leverage	Total Project Cost	# of Units	Occupancy Rate	Expected Monthly	Employment Generated	Community Investment
CD1	17-TFHP-18057	NeighborWorks Lincoln, Inc.	City of Lincoln, Lancaster County Antelope Square	New Construction with Down Payment Assistance	Homebuyer	U/N	\$500,000	\$280,000	56%	\$2,543,650	509%	\$3,323,650	7	100%	N/A	26.0	\$6,042,595
CD2	17-TFHP-27042	City of Omaha	City of Omaha, Douglas County Cornerstone East II	New Construction with Down Payment Assistance	Homebuyer	U/N	\$500,000	\$434,000	87%	\$240,000	48%	\$1,174,000	4	100%	N/A	9.2	\$2,134,402
CD2	17-TFHP-27073	Habitat for Humanity of Omaha, Inc.	Omaha and Waterloo in Douglas County; Blair in Washington County; and Tekamah in Burt County	New Construction	Homebuyer	U/N	\$500,000	\$442,500	89%	\$1,490,021	298%	\$2,432,521	16	100%	N/A	19.0	\$4,422,469
CD2	17-TFHP-27075	Habitat for Humanity of Omaha, Inc.	Omaha and Waterloo in Douglas County; Blair in Washington County; and Tekamah in Burt County	Purchase / Rehab / Resale	Homebuyer	U/N	\$500,000	\$500,000	100%	\$1,207,015	241%	\$2,207,015	16	100%	N/A	17.3	\$4,012,486
CD3	17-TFHP-31010	Western Nebraska Housing Opportunities	City of Scottsbluff, Scotts Bluff County	Down Payment Assistance with Rehab	Homebuyer	U/N	\$400,000	\$50,000	13%	\$50,000	13%	\$500,000	5	100%	N/A	3.9	\$909,030
CD3	17-TFHP-32007	Central Nebraska Economic Development	Ainsworth, Broken Bow, Burwell, O'Neill, Stuart, Valentine in Brown, Custer, Garfield, Holt, and Cherry Counties	Down Payment Assistance with Rehab	Homebuyer	U/N	\$189,000	\$18,900	10%	\$409,750	217%	\$617,650	6	100%	N/A	4.8	\$1,122,925
CD3	17-TFHP-33024	Southwest Nebraska Community Betterment Corp.	Perkins, Hayes, Hitchcock, Dundy, Chase Counties	Down Payment Assistance	Homebuyer	U/N	\$184,800	\$20,750	11%	\$4,000	2%	\$209,550	8	100%	N/A	1.6	\$380,974
CD3	17-TFHP-33026	Lincoln County Community Development Corp.	City of North Platte, Lincoln County	New Construction with Down Payment Assistance	Homebuyer	U/N	\$359,500	\$47,000	13%	\$130,000	36%	\$536,500	3	100%	N/A	4.2	\$975,389
CD3	17-TFHP-36017	Blue Valley Community Action	Butler, Fillmore, Gage, Jefferson, Polk, Saline, Seward, Thayer, and York Counties	Down Payment Assistance with Rehab	Homebuyer	U/N	\$375,000	\$37,500	10%	\$6,000	2%	\$418,500	12	100%	N/A	3.3	\$760,858
CD2	17-TFHO-27016	Omaha-Council Bluffs Metropolitan Area Planning Agency	Valley and Waterloo, Douglas County	Owner Occupied Rehab	Homeowner	U/N	\$315,000	\$37,500	12%	\$0	0%	\$352,500	10	100%	N/A	2.8	\$640,866

Congressional District	Application Awarded	Organization Awarded	Project Location	Project Description	Project Summary	Grant Amount Requested	Amount Awarded	Amount of Cash Match	Percent of Cash Match	Amount Leveraged	Percent of Leverage	Total Project Cost	# of Units	Occupancy Rate	Expected Monthly	Employment Generated	Community Investment
CD2	17-TFHO-27074	Habitat for Humanity of Omaha, Inc.	Omaha and Waterloo in Douglas County; Blair in Washington County; and Tekamah in Burt County	Owner Occupied Rehab	Homeowner	U/N	\$450,000	\$100,000	22%	\$164,360	37%	\$714,360	30	100%	N/A	5.6	\$1,298,749
CD3	17-TFHO-35061	CORE Development, Inc.	Brunswick, Ewing, Chambers, Elgin, Oakdale, Page, Orchard, Royal, Neligh, Clearwater, Inman, Antelope County in Holt County	Owner Occupied Rehab	Homeowner	U/N	\$240,660	\$25,000	10%	\$100,000	42%	\$365,660	7	100%	N/A	2.9	\$664,792
CD1	17-TFRH-15050	City of Madison	City of Madison, Madison County	Rental Rehab	Rental	U/N	\$500,000	\$51,000	10%	\$412,000	82%	\$963,000	12	93%	7781	7.5	\$1,750,792
CD2	17-TFRH-27053	Holy Name Housing Corporation	City of Omaha, Douglas County	Rental New Construction	Rental	U/N	\$495,172	\$149,000	30%	\$460,000	93%	\$1,104,172	5	93%	4836	8.6	\$2,007,451
CD3	17-TFRH-31011	Western Nebraska Housing Opportunities	City of Scottsbluff, Scotts Bluff County	Rental Rehab	Rental	U/N	\$500,000	\$50,000	10%	\$139,000	28%	\$689,000	10	93%	10010	5.4	\$1,252,643
CD3	17-TFRH-32006	Village of Arcadia, Nebraska	Village of Arcadia, Valley County	Rental New Construction	Rental	U/N	\$192,925	\$135,000	70%	\$3,500	2%	\$331,425	2	93%	902	2.6	\$602,551
CD3	17-TFRH-32014	Village of Stuart	Village of Stuart, Holt County	Rental New Construction	Rental	U/N	\$172,225	\$100,000	58%	\$0	0%	\$272,225	2	93%	791	2.1	\$494,921
CD3	17-TFRH-34015	Housing Authority of the City of St. Paul, Nebraska	City of St. Paul, Howard County	Rental Rehab	Rental	U/N	\$200,000	\$20,000	10%	\$0	0%	\$220,000	18	93%	6294	1.7	\$399,973
CD1	17-TFTA-15030	Three Rivers Housing Dev. Corp.	Arlington , Blair, Ft. Calhoun, Herman, Kennard in Washington Co. Bancroft, Beemer, West Point & Wisner in Cuming County; Craig, Decatur, Lyons, Oakland, Tekamah in Burt County; Dodge, Hooper, Fremont, Nickerson, North Bend, Scribner in Dodge County	Technical Assistance	Non-Profit Operating	U/N	\$40,000	\$4,000	10%	\$2,000	5%	\$46,000	0	N/A	N/A	0.4	\$83,631
CD2	17-TFTA-27029	Holy Name Housing Corp.	City of Omaha, Douglas County	Technical Assistance	Non-Profit Operating	U/N	\$40,000	\$524,000	1310%	\$1,019,253	2548%	\$1,583,253	0	N/A	N/A	12.4	\$2,878,449
CD3	17-TFTA-31001	High Plains Community Development Corp.	Chardon, Dawes County; Alliance & Hemingford, Box Butte County; Gordon, Rushville, Hay Springs, Sheridan County; Harrison, Sioux County	Technical Assistance	Non-Profit Operating	U/N	\$40,000	\$16,500	41%	\$25,675	64%	\$82,175	0	N/A	N/A	0.6	\$149,399

Congressional District	Application Awarded	Organization Awarded	Project Location	Project Description	Project Summary	Grant Amount Requested	Amount Awarded	Amount of Cash Match	Percent of Cash Match	Amount Leveraged	Percent of Leverage	Total Project Cost	# of Units	Occupancy Rate	Expected Monthly	Employment Generated	Community Investment
CD3	17-TFTA-32008	Central Nebraska Economic Development	Blain, Boyd, Brown, Cherry, Custer, Garfield, Greeley, Holt, Keya Paha, Loup, Rock, Sherman, Valley, and Wheeler Counties	Technical Assistance	Non-Profit Operating	U/N	\$40,000	\$20,000	50%	\$0	0%	\$60,000	0	N/A	N/A	0.5	\$109,084
CD3	17-TFTA-34020	Community Action Partnership of Mid-Nebraska	Buffalo, Franklin, Frontier, Furnas, Gosper, Harlan, Kearney, Phelps, and Red Willow Counties	Technical Assistance	Non-Profit Operating	U/N	\$40,000	\$4,000	10%	\$0	0%	\$44,000	0	N/A	N/A	0.3	\$79,995
CD3	17-TFTA-36018	Blue Valley Community Action	Butler, Fillmore, Gage, Jefferson, Polk, Saline, Seward, Thayer, and York Counties	Technical Assistance	Non-Profit Operating	U/N	\$40,000	\$10,000	25%	\$0	0%	\$50,000	0	N/A	N/A	0.4	\$90,903
CD3	17-TFTA-36044	Southeast Nebraska Community Action Partnership, Inc.	Cass, Johnson, Nemaha, Otoe, Pawnee, Richardson, and Sarpy Counties	Technical Assistance	Non-Profit Operating	U/N	\$40,000	\$4,000	10%	\$0	0%	\$44,000	0	N/A	N/A	0.3	\$79,995
CD1	18-TFHP-15010	Three Rivers Housing Dev. Corp.	City of Tekamah	New Construction w/Down Payment Assistance & Demolition	Homebuyer	U/N	\$487,500	\$48,750	10%	\$456,000	94%	\$992,250	3	100%	N/A	7.8	\$1,803,970
CD1	18-TFHP-15020	NeighborWorks Northeast	Madison, Platte, Colfax, Cuming, Pierce, Stanton and Wayne Counties	Purchase / Rehab / Resale	Homebuyer	U/N	\$800,000	\$95,000	12%	\$2,299,000	287%	\$3,194,000	19	100%	N/A	25.0	\$5,806,884
CD1	18-TFHP-18028	NeighborWorks Lincoln, Inc.	City of Lincoln, Lancaster County	New Construction w/Down Payment Assistance	Homebuyer	U/N	\$506,000	\$50,600	10%	\$444,000	88%	\$1,000,600	4	100%	N/A	7.8	\$1,819,151
CD1	18-TFHP-18029	NeighborWorks Lincoln, Inc.	City of Lincoln, Lancaster County	New Construction with Down Payment Assistance	Homebuyer	U/N	\$500,000	\$50,000	10%	\$248,500	50%	\$798,500	3	100%	N/A	6.3	\$1,451,721
CD1	18-TFHP-18030	NeighborWorks Lincoln, Inc.	City of Lincoln, Lancaster County	Down Payment Assistance with Rehab	Homebuyer	U/N	\$400,000	\$40,000	10%	\$21,500	5%	\$461,500	16	100%	N/A	3.6	\$839,035
CD1	18-TFHP-18052	Nebraska Housing Resource	City of Lincoln, Lancaster County	Down Payment Assistance	Homebuyer	U/N	\$120,000	\$40,650	34%	\$0	0%	\$160,650	7	100%	N/A	1.3	\$292,071
CD1	18-TFHO-16040	Southeast Nebraska Community Action	Cass, Johnson, Nemaha, Otoe, Pawnee, Richardson, and Sarpy Counties	Owner Occupied Rehab	Homeowner	U/N	\$126,000	\$12,600	10%	\$0	0%	\$138,600	4	100%	N/A	1.1	\$251,983

Congressional District	Application Awarded	Organization Awarded	Project Location	Project Description	Project Summary	Grant Amount Requested	Amount Awarded	Amount of Cash Match	Percent of Cash Match	Amount Leveraged	Percent of Leverage	Total Project Cost	# of Units	Occupancy Rate	Expected Monthly	Employment Generated	Community Investment
CD2	18-TFHP-27015	Habitat for Humanity of Omaha, Inc.	Omaha and Waterloo in Douglas County; Blair in Washington County; and Tekamah in Burt County	New Construction	Homebuyer	U/N	\$593,750	\$400,000	67%	\$2,117,519	357%	\$3,111,269	19	100%	N/A	24.4	\$5,656,474
CD2	18-TFHP-27018	Habitat for Humanity of Omaha, Inc.	Omaha and Waterloo in Douglas County; Blair in Washington County; and Tekamah in Burt County	Purchase / Rehab / Resale	Homebuyer	U/N	\$500,000	\$300,000	60%	\$1,612,016	322%	\$2,412,016	16	100%	N/A	18.9	\$4,385,190
CD2	18-TFHO-27016	Habitat for Humanity of Omaha, Inc.	Omaha and Waterloo in Douglas County; Blair in Washington County; and Tekamah in Burt County	Owner Occupied Rehab	Homeowner	U/N	\$450,000	\$100,000	22%	\$105,110	23%	\$655,110	30	100%	N/A	5.1	\$1,191,029
CD2	18-TFRH-27008	Holy Name Housing Corporation	City of Omaha, Douglas County	Rental New Construction	Rental	U/N	\$500,000	\$185,750	37%	\$440,000	88%	\$1,125,750	5	93%	5125	8.8	\$2,046,681
CD3	18-TFHP-31001	High Plains Community Development Corp.	Alliance, Hemingford in Box Butte County; Chardron, Crawford in Dawes County; Gordon Hay Springs, Rushville in Sioux County; Bayard, Bridgeport in Morrill County	Down Payment Assistance with Rehab	Homebuyer	U/N	\$123,000	\$32,000	26%	\$73,282	60%	\$228,282	18	100%	N/A	1.8	\$415,030
CD3	18-TFHP-33013	Lincoln County Community Development Corporation	Brady, Hershey, Maxwell, North Platte, Sutherland, Wallace and Wellfleet in Lincoln County	New Construction w/ Down Payment Assistance	Homebuyer	U/N	\$436,200	\$53,620	12%	\$389,285	89%	\$879,105	4	100%	N/A	6.9	\$1,598,266
CD3	18-TFHP-34011	Community Action Partnership of Mid-Nebraska	Cities and Villages in Buffalo County, including Amherst, Elm Creek, Gibbon, Kearney, Miller, Pleasanton, Ravenna, Riverdale and Shelton	Down Payment Assistance	Homebuyer	U/N	\$202,500	\$20,250	10%	\$1,661,485	820%	\$1,884,235	15	100%	N/A	14.7	\$3,425,652
CD3	18-TFHO-33022	Southwest Nebraska Community Betterment Corporation	Grant, Madrid, Elsie and Venango in Perkins County	Owner Occupied Rehab	Homeowner	U/N	\$252,000	\$27,250	11%	\$7,800	3%	\$287,050	8	100%	N/A	2.2	\$521,874
CD3	18-TFHO-33023	Southwest Nebraska Community Betterment Corporation	Hayes Center, Hamlet in Hayes County; Culbertson in Hitchcock County	Owner Occupied Rehab	Homeowner	U/N	\$252,000	\$27,250	11%	\$7,800	3%	\$287,050	8	100%	N/A	2.2	\$521,874
CD3	18-TFHO-34035	Housing Development Corporation	City of Grand Island	Owner Occupied Rehab	Homeowner	U/N	\$250,000	\$26,500	11%	\$0	0%	\$276,500	9	100%	N/A	2.2	\$502,694

Congressional District	Application Awarded	Organization Awarded	Project Location	Project Description	Project Summary	Grant Amount Requested	Amount Awarded	Amount of Cash Match	Percent of Cash Match	Amount Leveraged	Percent of Leverage	Total Project Cost	# of Units	Occupancy Rate	Expected Monthly	Employment Generated	Community Investment
CD3	18-TFHO-36002	Blue Valley Community Action	Butler, Fillmore, Gage, Jefferson, Polk, Saline, Seward, Thayer, and York Counties	Owner Occupied Rehab	Homeowner	U/N	\$252,000	\$25,200	10%	\$0	0%	\$277,200	8	100%	N/A	2.2	\$503,966
CD3	18-TFRH-32003	City of Atkinson	City of Atkinson	Rental New Construction	Rental	U/N	\$295,000	\$111,000	38%	\$37,760	13%	\$443,760	2	93%	1674	3.5	\$806,782
CD3	18-TFRH-35006	City of Bloomfield	City of Bloomfield	Rental New Construction	Rental	U/N	\$500,000	\$51,000	10%	\$658,800	132%	\$1,209,800	8	93%	7168	9.5	\$2,199,489
CD1	18-TFTA-18031	NeighborWorks Lincoln, Inc.	Lincoln, Lancaster County	Technical Assistance	Non-Profit Operating	U/N	\$40,000	\$4,000	10%	\$0	0%	\$44,000	0	N/A	N/A	0.3	\$79,995
CD1	18-TFTA-18019	Nebraska Housing Developers Association	Statewide	Technical Assistance	Non-Profit Operating	U/N	\$40,000	\$4,000	10%	\$4,000	10%	\$48,000	0	N/A	N/A	0.4	\$87,267
CD2	18-TFTA-27017	Habitat for Humanity of Omaha, Inc.	Omaha and Waterloo in Douglas County; Blair in Washington County	Technical Assistance	Non-Profit Operating	U/N	\$40,000	\$100,000	250%	\$80,000	200%	\$220,000	0	N/A	N/A	1.7	\$399,973
CD3	18-TFTA-33012	Lincoln County Community Development Corporation	Brady, Hershey, Maxwell, North Platte, Sutherland, Wallace and Wellfleet in Lincoln County	Technical Assistance	Non-Profit Operating	U/N	\$40,000	\$4,000	10%	\$15,400	39%	\$59,400	0	N/A	N/A	0.5	\$107,993
CD3	18-TFTA-34021	South Central Economic Development District	Adams, Buffalo, Clay, Franklin, Hall, Hamilton, Harlan, Howard, Kearney, Merrick, Nuckolls, Phelps and Webster Counties	Technical Assistance	Non-Profit Operating	U/N	\$40,000	\$4,000	10%	\$0	0%	\$44,000	0	N/A	N/A	0.3	\$79,995
CD3	18-TFTA-34033	Housing Development Corporation	Adams, Clay, Hall and Webster Counties	Technical Assistance	Non-Profit Operating	U/N	\$40,000	\$4,000	10%	\$0	0%	\$44,000	0	N/A	N/A	0.3	\$79,995
CD3	18-TFTA-35038	Wayne Community Housing Development Corporation	Burt, Cuming, Dodge, Thurston, Washington and Wayne Counties	Technical Assistance	Non-Profit Operating	U/N	\$40,000	\$40,000	100%	\$46,000	115%	\$126,000	0	N/A	N/A	1.0	\$229,076
CD3	18-TFTA-35047	Northeast Housing Imitative, Inc.	Cedar, Dakota, Dixon, Knox, Pierce and Antelope Counties	Technical Assistance	Non-Profit Operating	U/N	\$40,000	\$20,000	50%	\$36,000	90%	\$96,000	0	N/A	N/A	0.8	\$174,534
CD2	17-OERH-20102	Nebraska Urban Indian Health Coalition	City of Omaha, Douglas County	Rental New Construction	Rental	U/N	\$180,265	\$7,337,140	4070%	\$0	0%	\$7,517,405	44	93%	23785	58.8	\$13,667,093

Congressional District	Application Awarded	Organization Awarded	Project Location	Project Description	Project Summary	Grant Amount Requested	Amount Awarded	Amount of Cash Match	Percent of Cash Match	Amount Leveraged	Percent of Leverage	Total Project Cost	# of Units	Occupancy Rate	Expected Monthly	Employment Generated	Community Investment
CD1	17-TFTA-15030	Three Rivers Housing Dev. Corp.	Arlington , Blair, Ft. Calhoun, Herman, Kennard in Washington Co. Bancroft, Beemer, West Point & Wisner in Cuming County; Craig, Decatur, Lyons, Oakland, Tekamah in Burt County; Dodge, Hooper, Fremont, Nickerson, North Bend, Scribner in Dodge County	Technical Assistance	Non-Profit Operating	U/N	\$40,000	\$4,000	10%	\$2,000	5%	\$46,000	0	N/A	N/A	0.4	\$83,631
CD2	17-TFTA-27029	Holy Name Housing Corp.	City of Omaha, Douglas County	Technical Assistance	Non-Profit Operating	U/N	\$40,000	\$524,000	1310%	\$1,019,253	2548%	\$1,583,253	0	N/A	N/A	12.4	\$2,878,449
CD3	17-TFTA-31001	High Plains Community Development Corp.	Chardon, Dawes County; Alliance & Hemingford, Box Butte County; Gordon, Rushville, Hay Springs, Sheridan County; Harrison, Sioux County	Technical Assistance	Non-Profit Operating	U/N	\$40,000	\$16,500	41%	\$25,675	64%	\$82,175	0	N/A	N/A	0.6	\$149,399
CD3	17-TFTA-32008	Central Nebraska Economic Development	Blain, Boyd, Brown, Cherry, Custer, Garfield, Greeley, Holt, Keya Paha, Loup, Rock, Sherman, Valley, and Wheeler Counties	Technical Assistance	Non-Profit Operating	U/N	\$40,000	\$20,000	50%	\$0	0%	\$60,000	0	N/A	N/A	0.5	\$109,084
CD3	17-TFTA-34020	Community Action Partnership of Mid-Nebraska	Buffalo, Franklin, Frontier, Furnas, Gosper, Harlan, Kearney, Phelps, and Red Willow Counties	Technical Assistance	Non-Profit Operating	U/N	\$40,000	\$4,000	10%	\$0	0%	\$44,000	0	N/A	N/A	0.3	\$79,995
CD3	17-TFTA-36018	Blue Valley Community Action	Butler, Fillmore, Gage, Jefferson, Polk, Saline, Seward, Thayer, and York Counties	Technical Assistance	Non-Profit Operating	U/N	\$40,000	\$10,000	25%	\$0	0%	\$50,000	0	N/A	N/A	0.4	\$90,903
CD3	17-TFTA-36044	Southeast Nebraska Community Action Partnership, Inc.	Cass, Johnson, Nemaha, Otoe, Pawnee, Richardson, and Sarpy Counties	Technical Assistance	Non-Profit Operating	U/N	\$40,000	\$4,000	10%	\$0	0%	\$44,000	0	N/A	N/A	0.3	\$79,995
CD1	18-TFHP-15010	Three Rivers Housing Dev. Corp.	City of Tekamah	New Construction w/Down Payment Assistance & Demolition	Homebuyer	U/N	\$487,500	\$48,750	10%	\$456,000	94%	\$992,250	3	100%	N/A	7.8	\$1,803,970

Congressional District	Applications Awarded	Organization Awarded	Project Location	Project Description	Project Summary	Grant Amount Requested	Amount Awarded	Amount of Cash Match	Percent of Cash Match	Amount Leveraged	Percent of Leverage	Total Project Cost	# of Units	Occupancy Rate	Expected Monthly	Employment Generated	Community Investment
CD3	17-TFTA-36018	Blue Valley Community Action	Butler, Fillmore, Gage, Jefferson, Polk, Saline, Seward, Thayer, and York Counties	Technical Assistance	Non-Profit Operating	U/N	\$40,000	\$10,000	25%	\$0	0%	\$50,000	0	N/A	N/A	0.4	\$90,903
CD3	17-TFTA-36044	Southeast Nebraska Community Action Partnership, Inc.	Cass, Johnson, Nemaha, Otoe, Pawnee, Richardson, and Sarpy Counties	Technical Assistance	Non-Profit Operating	U/N	\$40,000	\$4,000	10%	\$0	0%	\$44,000	0	N/A	N/A	0.3	\$79,995
CD1	18-TFHP-15010	Three Rivers Housing Dev. Corp.	City of Tekamah	New Construction w/Down Payment Assistance & Demolition	Homebuyer	U/N	\$487,500	\$48,750	10%	\$456,000	94%	\$992,250	3	100%	N/A	7.8	\$1,803,970
CD1	18-TFHP-15020	NeighborWorks Northeast	Madison, Platte, Colfax, Cuming, Pierce, Stanton and Wayne Counties	Purchase / Rehab / Resale	Homebuyer	U/N	\$800,000	\$95,000	12%	\$2,299,000	287%	\$3,194,000	19	100%	N/A	25.0	\$5,806,884
CD1	18-TFHP-18028	NeighborWorks Lincoln, Inc.	City of Lincoln, Lancaster County	New Construction w/Down Payment	Homebuyer	U/N	\$506,000	\$50,600	10%	\$444,000	88%	\$1,000,600	4	100%	N/A	7.8	\$1,819,151
CD1	18-TFHP-18029	NeighborWorks Lincoln, Inc.	City of Lincoln, Lancaster County	New Construction with Down Payment Assistance	Homebuyer	U/N	\$500,000	\$50,000	10%	\$248,500	50%	\$798,500	3	100%	N/A	6.3	\$1,451,721
CD1	18-TFHP-18030	NeighborWorks Lincoln, Inc.	City of Lincoln, Lancaster County	Down Payment Assistance with Rehab	Homebuyer	U/N	\$400,000	\$40,000	10%	\$21,500	5%	\$461,500	16	100%	N/A	3.6	\$839,035
CD1	18-TFHP-18052	Nebraska Housing Resource	City of Lincoln, Lancaster County	Down Payment Assistance	Homebuyer	U/N	\$120,000	\$40,650	34%	\$0	0%	\$160,650	7	100%	N/A	1.3	\$292,071
CD1	18-TFHO-16040	Southeast Nebraska Community Action	Cass, Johnson, Nemaha, Otoe, Pawnee, Richardson, and Sarpy Counties	Owner Occupied Rehab	Homeowner	U/N	\$126,000	\$12,600	10%	\$0	0%	\$138,600	4	100%	N/A	1.1	\$251,983
CD2	18-TFHP-27015	Habitat for Humanity of Omaha, Inc.	Omaha and Waterloo in Douglas County; Blair in Washington County; and Tekamah in Burt County	New Construction	Homebuyer	U/N	\$593,750	\$400,000	67%	\$2,117,519	357%	\$3,111,269	19	100%	N/A	24.4	\$5,656,474
CD2	18-TFHP-27018	Habitat for Humanity of Omaha, Inc.	Omaha and Waterloo in Douglas County; Blair in Washington County; and Tekamah in Burt County	Purchase / Rehab / Resale	Homebuyer	U/N	\$500,000	\$300,000	60%	\$1,612,016	322%	\$2,412,016	16	100%	N/A	18.9	\$4,385,190



Congressional District	Applications Awarded	Organization Awarded	Project Location	Project Description	Project Summary	Grant Amount Requested	Amount Awarded	Amount of Cash Match	Percent of Cash Match	Amount Leveraged	Percent of Leverage	Total Project Cost	# of Units	Occupancy Rate	Expected Monthly	Employment Generated	Community Investment
CD2	18-TFHO-27016	Habitat for Humanity of Omaha, Inc.	Omaha and Waterloo in Douglas County; Blair in Washington County; and Tekamah in Burt County	Owner Occupied Rehab	Homeowner	U/N	\$450,000	\$100,000	22%	\$105,110	23%	\$655,110	30	100%	N/A	5.1	\$1,191,029
CD2	18-TFRH-27008	Holy Name Housing Corporation	City of Omaha, Douglas County	Rental New Construction	Rental	U/N	\$500,000	\$185,750	37%	\$440,000	88%	\$1,125,750	5	93%	5125	8.8	\$2,046,681
CD3	18-TFHP-31001	High Plains Community Development Corp.	Alliance, Hemingford in Box Butte County; Chardron, Crawford in Dawes County; Gordon Hay Springs, Rushville in Sioux County; Bayard, Bridgeport in Morrill County	Down Payment Assistance with Rehab	Homebuyer	U/N	\$123,000	\$32,000	26%	\$73,282	60%	\$228,282	18	100%	N/A	1.8	\$415,030
CD3	18-TFHP-33013	Lincoln County Community Development Corporation	Brady, Hershey, Maxwell, North Platte, Sutherland, Wallace and Wellfleet in Lincoln County	New Construction w/ Down Payment Assistance	Homebuyer	U/N	\$436,200	\$53,620	12%	\$389,285	89%	\$879,105	4	100%	N/A	6.9	\$1,598,266
CD3	18-TFHP-34011	Community Action Partnership of Mid-Nebraska	Cities and Villages in Buffalo County, including Amherst, Elm Creek, Gibbon, Kearney, Miller, Pleasanton, Ravenna, Riverdale and Shelton	Down Payment Assistance	Homebuyer	U/N	\$202,500	\$20,250	10%	\$1,661,485	820%	\$1,884,235	15	100%	N/A	14.7	\$3,425,652
CD3	18-TFHO-33022	Southwest Nebraska Community Betterment Corporation	Grant, Madrid, Elsie and Venango in Perkins County	Owner Occupied Rehab	Homeowner	U/N	\$252,000	\$27,250	11%	\$7,800	3%	\$287,050	8	100%	N/A	2.2	\$521,874
CD3	18-TFHO-33023	Southwest Nebraska Community Betterment Corporation	Hayes Center, Hamlet in Hayes County; Culbertson in Hitchcock County	Owner Occupied Rehab	Homeowner	U/N	\$252,000	\$27,250	11%	\$7,800	3%	\$287,050	8	100%	N/A	2.2	\$521,874
CD3	18-TFHO-34035	Housing Development Corporation	City of Grand Island	Owner Occupied Rehab	Homeowner	U/N	\$250,000	\$26,500	11%	\$0	0%	\$276,500	9	100%	N/A	2.2	\$502,694
CD3	18-TFHO-36002	Blue Valley Community Action	Butler, Fillmore, Gage, Jefferson, Polk, Saline, Seward, Thayer, and York Counties	Owner Occupied Rehab	Homeowner	U/N	\$252,000	\$25,200	10%	\$0	0%	\$277,200	8	100%	N/A	2.2	\$503,966
CD3	18-TFRH-32003	City of Atkinson	City of Atkinson	Rental New Construction	Rental	U/N	\$295,000	\$111,000	38%	\$37,760	13%	\$443,760	2	93%	1674	3.5	\$806,782


Congressional District	Applications Awarded	Organization Awarded	Project Location	Project Description	Project Summary	Grant Amount Requested	Amount Awarded	Amount of Cash Match	Percent of Cash Match	Amount Leveraged	Percent of Leverage	Total Project Cost	# of Units	Occupancy Rate	Expected Monthly	Employment Generated	Community Investment
CD3	18-TFRH-35006	City of Bloomfield	City of Bloomfield	Rental New Construction	Rental	U/N	\$500,000	\$51,000	10%	\$658,800	132%	\$1,209,800	8	93%	7168	9.5	\$2,199,489
CD1	18-TFTA-18031	NeighborWorks Lincoln, Inc.	Lincoln, Lancaster County	Technical Assistance	Non-Profit Operating	U/N	\$40,000	\$4,000	10%	\$0	0%	\$44,000	0	N/A	N/A	0.3	\$79,995
CD1	18-TFTA-18019	Nebraska Housing Developers Association	Statewide	Technical Assistance	Non-Profit Operating	U/N	\$40,000	\$4,000	10%	\$4,000	10%	\$48,000	0	N/A	N/A	0.4	\$87,267
CD2	18-TFTA-27017	Habitat for Humanity of Omaha, Inc.	Omaha and Waterloo in Douglas County; Blair in Washington County	Technical Assistance	Non-Profit Operating	U/N	\$40,000	\$100,000	250%	\$80,000	200%	\$220,000	0	N/A	N/A	1.7	\$399,973
CD3	18-TFTA-33012	Lincoln County Community Development Corporation	Brady, Hershey, Maxwell, North Platte, Sutherland, Wallace and Wellfleet in Lincoln County	Technical Assistance	Non-Profit Operating	U/N	\$40,000	\$4,000	10%	\$15,400	39%	\$59,400	0	N/A	N/A	0.5	\$107,993
CD3	18-TFTA-34021	South Central Economic Development District	Adams, Buffalo, Clay, Franklin, Hall, Hamilton, Harlan, Howard, Kearney, Merrick, Nuckolls, Phelps and Webster Counties	Technical Assistance	Non-Profit Operating	U/N	\$40,000	\$4,000	10%	\$0	0%	\$44,000	0	N/A	N/A	0.3	\$79,995
CD3	18-TFTA-34033	Housing Development Corporation	Adams, Clay, Hall and Webster Counties	Technical Assistance	Non-Profit Operating	U/N	\$40,000	\$4,000	10%	\$0	0%	\$44,000	0	N/A	N/A	0.3	\$79,995
CD3	18-TFTA-35038	Wayne Community Housing Development Corporation	Burt, Cuming, Dodge, Thurston, Washington and Wayne Counties	Technical Assistance	Non-Profit Operating	U/N	\$40,000	\$40,000	100%	\$46,000	115%	\$126,000	0	N/A	N/A	1.0	\$229,076
CD3	18-TFTA-35047	Northeast Housing Initiative, Inc.	Cedar, Dakota, Dixon, Knox, Pierce and Antelope Counties	Technical Assistance	Non-Profit Operating	U/N	\$40,000	\$20,000	50%	\$36,000	90%	\$96,000	0	N/A	N/A	0.8	\$174,534
CD2	17-OERH-20102	Nebraska Urban Indian Health Coalition	City of Omaha, Douglas County	Rental New Construction	Rental	U/N	\$180,265	\$7,337,140	4070%	\$0	0%	\$7,517,405	44	93%	23785	58.8	\$13,667,093
CD3	18-TFHP-33090	McCook Economic Development Corporation	McCook in Red Willow County; Benkelman in Dundy County; and Cambridge in Furnas County	Single Family New Construction Homebuyer	Homebuyer	\$501,500	\$405,600	\$70,000	17%	\$106,789	26%	\$582,389	2	100%	N/A	4.6	\$1,058,818
CD3	18-TFHP-34091	City of Superior	Superior in Nuckolls County	New Construction w/ Down Payment Assistance	Homebuyer	\$500,000	\$500,000	\$56,000	11%	\$0	0%	\$556,000	6	100%	N/A	4.4	\$1,010,841
CD1	18-TFRH-10086	Housing Foundation for Sarpy County	Bellevue in Sarpy County Nebraska	Rental New Construction	Rental	\$500,000	\$500,000	\$9,079,568	1816%	\$0	0%	\$9,579,568	75	93%	74016	75.0	\$17,416,229

Congressional District	Applications Awarded	Organization Awarded	Project Location	Project Description	Project Summary	Grant Amount Requested	Amount Awarded	Amount of Cash Match	Percent of Cash Match	Amount Leveraged	Percent of Leverage	Total Project Cost	# of Units	Occupancy Rate	Expected Monthly	Employment Generated	Community Investment
CD1	18-TFRH-17089	Omaha-Council Bluffs Metropolitan Area Planning Agency Foundation	Blair in Washington County	Multi-Family Rehabilitation, Adaptive Reuse, Conversion	Rental	\$500,000	\$450,000	\$50,000	11%	\$0	0%	\$500,000	12	93%	8928	3.9	\$909,030
CD2	18-TFRH-20088	Holy Name Housing Corp	Omaha in Douglas County	Rental New Construction	Rental		\$500,000	\$3,968,167	794%		0%	\$4,468,167	20	93%	13457	35.0	\$8,123,396
CD1	19-TFDR-15092	Greater Fremont Development Foundation	Dodge County	Housing Rehabilitation, Down Payment Assistance and Demolition	Homeowner & Homebuyer	\$500,000	\$500,000	\$50,000	10%	0%	0%	\$550,000	17	100%	N/A	4.3	\$999,933
CD3	19-TFDR-15094	Pierce County	Pierce County	Housing Rehabilitation, Down Payment Assistance and Demolition	Homeowner & Homebuyer	\$500,000	\$500,000	\$50,000	10%	\$0	0%	\$550,000	17	100%	N/A	4.3	\$999,933
CD1	19-TFDR-16090	Growing Regional Economic Activity Today	Nebraska City in Otoe County	New Construction with Down Payment Assistance	Homebuyer	\$500,000	\$500,000	\$50,000	10%	\$0	0%	\$550,000	4	100%	N/A	4.3	\$999,933
CD1	19-TFDR-16093	City of Peru	Peru in Nemaha County	Purchase/Rehabilitation/Resale with Down Payment Assistance	Homebuyer	\$500,000	\$500,000	\$50,000	10%	\$0	0%	\$550,000	4	100%	N/A	4.3	\$999,933
CD3	19-TFDR-32088	Village of Lynch	Lynch in Boyd County	Single Family Rental New Construction, Housing Rehabilitation and Demolition	Homeowner & Rental	\$500,000	\$500,000	\$75,000	15%	\$0	0%	\$575,000	9	100%	976	4.5	\$1,045,385
CD3	19-TFDR-34089	City of Wood River	Wood River in Hall County	Housing Rehabilitation	Homeowner & Rental	\$500,000	\$500,000	\$50,000	10%	\$0	0%	\$550,000	13	100% & 93%	U/N	4.3	\$999,933
CD1	19-TFHO-16019	City of Stromsburg	Polk County	Owner Occupied Rehabilitation	Homeowner	\$504,000	\$500,000	\$50,400	10%	\$0	0%	\$550,400	18	100%	N/A	4.3	\$1,000,660
CD1	19-TFHO-16054	City of Ashland	Saunders County	Owner Occupied Rehabilitation	Homeowner	\$504,000	\$500,000	\$56,700	11%	\$0	0%	\$556,700	18	100%	N/A	4.4	\$1,012,114
CD1	19-TFHO-16065	City of Milford	Milford in Seward County	Owner Occupied Rehab	Homeowner	\$252,000	\$252,000	\$25,200	10%	\$0	0%	\$277,200	9	100%	N/A	2.2	\$503,966

Congressional District	Applications Awarded	Organization Awarded	Project Location	Project Description	Project Summary	Grant Amount Requested	Amount Awarded	Amount of Cash Match	Percent of Cash Match	Amount Leveraged	Percent of Leverage	Total Project Cost	# of Units	Occupancy Rate	Expected Monthly	Employment Generated	Community Investment
CD3	19-TFHO-33034	West Central Nebraska Development District	Grant, Hooker, Thomas, Arthur, McPherson, Logan, Keith, Perkins, Lincoln, Dawson, Chase, Hayes, Frontier, Gosper, Dundy, Hitchcock, Red Willow and Furnas Counties	Owner Occupied Rehab	Homeowner	\$484,500	\$484,500	\$51,000	11%	\$0	0%	\$535,500	17	100%	N/A	4.2	\$973,571
CD3	19-TFHO-34008	Village of Shelton	Shelton in Buffalo County	Owner Occupied Rehab	Homeowner	\$150,000	\$150,000	\$15,000	10%	\$0	0%	\$165,000	4	100%	N/A	1.3	\$299,980
CD1	19-TFHP-15062	Fremont Area Habitat for Humanity	Fremont in Dodge County	Owner Occupied Rehabilitation, New Construction with Down Payment Assistance and Demolition	Homeowner & Homebuyer	\$500,000	\$500,000	\$50,000	10%	\$103,000	21%	\$653,000	10	100%	N/A	5.1	\$1,187,193
CD1	19-TFHP-18063	Lincoln Lancaster County Habitat for Humanity	Lincoln, Communities in Lancaster and Seward Counties Nebraska	New Construction with Down Payment Assistance	Homebuyer	\$500,000	\$500,000	\$50,000	10%	\$1,784,000	357%	\$2,334,000	16	100%	N/A	18.3	\$4,243,352
CD2	19-TFHP-27069	Habitat for Humanity of Omaha, Inc.	Omaha in Douglas County	New Construction	Homebuyer	\$595,000	\$500,000	\$50,000	10%	\$2,356,120	471%	\$2,906,120	16	100%	N/A	22.7	\$5,283,501
CD2	19-TFHP-27071	Habitat for Humanity of Omaha, Inc.	Omaha in Douglas County	Purchase Rehab Resale	Homebuyer	\$500,000	\$500,000	\$50,000	10%	\$3,275,880	655%	\$3,825,880	16	100%	N/A	29.9	\$6,955,679
CD3	19-TFHP-31001	High Plains Community Development Corporation	Chadron in Dawes County	New Construction with Down Payment Assistance and Acquisition	Homebuyer	\$399,000	\$399,000	\$52,066	13%	\$52,512	13%	\$503,578	2	100%	N/A	3.9	\$915,535
CD3	19-TFHP-31020	Western Nebraska Housing Opportunities	Scottsbluff, Gering, Terrytown, Mitchell, Morrill, Lyman in Scottsbluff County; Bayard and Bridgeport in Morrill County	Down Payment Assistance with Rehab	Homebuyer	\$246,250	\$246,250	\$25,000	10%	\$85,000	35%	\$356,250	50	100%	N/A	2.8	\$647,684
CD3	19-TFHP-32058	Custer Economic Development Corporation	Broken Bow in Custer County	New Construction with Down Payment Assistance	Homebuyer	\$500,000	\$500,000	\$52,500	11%	\$0	0%	\$552,500	3	100%	N/A	4.3	\$1,004,478

Congressional District	Applications Awarded	Organization Awarded	Project Location	Project Description	Project Summary	Grant Amount Requested	Amount Awarded	Amount of Cash Match	Percent of Cash Match	Amount Leveraged	Percent of Leverage	Total Project Cost	# of Units	Occupancy Rate	Expected Monthly	Employment Generated	Community Investment
CD3	19-TFHP-33016	Southwest Nebraska Community Betterment Corporation	Grant, Madrid, Venango, Elsie in Perkins County; Imperial, Lamar, Wauneta in Chase County; Hamlet, Hayes Center in Hayes County; Culbertson, Trenton, Stratton, Palisade in Hitchcock County; Benkelman, Haigler in Dundy County; and McCook in Red Willow County	Down Payment Assistance	Homebuyer	\$255,000	\$255,000	\$25,500	10%	\$5,740	2%	\$286,240	10	100%	N/A	2.2	\$520,401
CD3	19-TFHP-36002	Blue Valley Community Action	Fairbury in Jefferson County	Purchase Rehab/Lease Resale	Homebuyer	\$500,000	\$500,000	\$50,000	10%	\$0	0%	\$550,000	4	100%	N/A	4.3	\$999,933
CD3	19-TFHP-36025	Southeast Nebraska Community Action Council Action Partnership, Inc.	Cass, Johnson, Nemaha, Otoe, Pawnee, Richardson, and Sarpy Counties	Down Payment Assistance with Rehab	Homebuyer	\$225,000	\$225,000	\$22,500	10%	\$0	0%	\$247,500	6	100%	N/A	1.9	\$449,970
CD2	19-TFRH-27038	Holy Name Housing Corporation	Omaha in Douglas County	Single Family Rental New Construction	Rental	\$500,000	\$500,000	\$50,000	10%	\$275,043	55%	\$825,043	3	93%	2715	6.5	\$1,499,978
CD2	19-TFRH-27039	Holy Name Housing Corporation	Omaha in Douglas County	Single Family Rental New Construction	Rental	\$500,000	\$500,000	\$90,000	18%	\$778,793	156%	\$1,368,793	5	93%	4510	10.7	\$2,488,548
CD3	19-TFRH-33047	Lincoln County Community Development Corporation	North Platte in Lincoln County	Single Family Rental New Construction	Rental	\$440,000	\$440,000	\$60,000	14%	\$40,000	9%	\$540,000	4	93%	2105	4.2	\$981,752
CD1	19-TFTA-18013	South of Downtown Community Development Organization	Lincoln in Lancaster County	Nonprofit Technical Assistance	Non-Profit Operating	\$40,000	\$40,000	\$4,000	10%	\$9,936	25%	\$53,936	0	N/A	N/A	0.4	\$98,059
CD2	19-TFTA-27036	Holy Name Housing Corporation	Omaha in Douglas County	Nonprofit Technical Assistance	Non-Profit Operating	\$40,000	\$40,000	\$4,000	10%	\$0	0%	\$44,000	0	N/A	N/A	0.3	\$79,995

Congressional District	Applications Awarded	Organization Awarded	Project Location	Project Description	Project Summary	Grant Amount Requested	Amount Awarded	Amount of Cash Match	Percent of Cash Match	Amount Leveraged	Percent of Leverage	Total Project Cost	# of Units	Occupancy Rate	Expected Monthly	Employment Generated	Community Investment
CD3	19-TFTA-33015	Southwest Nebraska Community Betterment Corporation	Grant, Madrid, Venango, Elsie in Perkins County; Imperial, Lamar, Wauneta in Chase County; Hamlet, Hayes Center in Hayes County; Culbertson, Trenton, Stratton, Palisade in Hitchcock County; Benkelman, Haigler in Dundy County; and McCook in Red Willow County	Nonprofit Technical Assistance	Non-Profit Operating	\$40,000	\$40,000	\$4,500	11%	\$4,000	10%	\$48,500	0	N/A	N/A	0.4	\$88,176




Congressional District	2020 Applications Awarded	Organization Awarded	Project Location	Project Description	Project Summary	Grant Amount Requested	Amount Awarded	Amount of Cash Match	Percent of Cash Match	Amount Leveraged	Percent of Leverage	Total Project Cost	# of Units	Occupancy Rate	Expected Monthly	Employment Generated	Community Investment
CD 1	20-TFRH-15005	City of Norfolk	Norfolk in Madison County	Conversion	Rental	\$500,000	\$500,000	\$50,000	10%	\$734,115	147%	\$1,284,115	9		\$7,727	11.4	\$2,444,230
CD 2	20-TFRH-27013	Holy Name Housing Corporation	Omaha in Douglas County	New Construction	Rental	\$500,000	\$500,000	\$0	0%	\$372,480	74%	\$872,480	3		\$3,000	7.8	\$1,660,709
CD 2	20-TFHP-27010	Habitat for Humanity of Omaha, Inc.	Omaha in Douglas County	New Construction	Homebuyer	\$500,000	\$500,000	\$400,000	80%	\$1,486,880	297%	\$2,386,880	12		N/A	21.2	\$4,543,272
CD 2	20-TFRH-27014	Holy Name Housing Corporation	Douglas County	New Construction	Rental	\$500,000	\$500,000	\$0	0%	\$372,480	74%	\$872,480	3		\$3,000	7.8	\$1,660,709
CD 3	20-TFHP-33022	Southwest Nebraska Community Betterment Corporation	Chase, Dundy, Hayes, Hitchcock and Perkins County; McCook in Red Willow County	Homebuyer Assistance with Rehabilitation	Homebuyer	\$300,000	\$300,000	\$15,000	5%		2%	\$320,456	8		N/A	2.9	\$609,967
CD 1	20-TFHP-18007	NeighborWorks Lincoln	Lincoln in Lancaster County	Homebuyer Assistance Rehabilitation	Homebuyer	\$500,000	\$500,000	\$40,900	8%	\$0	0%	\$540,900	22		N/A	4.8	\$1,029,568
CD 3	20-TFHO-32025	City of Sargent, Nebraska	Sargent in Custer County	Rehabilitation	Homeowner	\$315,000	\$315,000	\$0	0%	\$0	0%	\$315,000	10		N/A	2.8	\$599,582
CD 3	20-TFHO-32026	Village of North Loup	North Loup in Valley County	Rehabilitation	Homeowner	\$252,000	\$252,000	\$0	0%	\$0	0%	\$252,000	8		N/A	2.2	\$479,666
CD 3	20-TFRH-32027	City of Bassett, Nebraska	Bassett in Rock County	Acquisition, Demolition, Site Improvements and New Construction	Rental	\$299,998	\$299,998	\$104,000	35%	\$46,290	15%	\$450,288	2		\$1,400	4.0	\$857,094
CD 1	20-TFHP-17006	City of Columbus	Columbus in Platte County	Homebuyer Assistance	Homebuyer	\$500,000	\$500,000	\$50,000	10%	\$0	0%	\$550,000	16		N/A	4.9	\$1,046,889
CD 2	20-TFHP-27015	New Community Development Corporation dba NeighborWorks Home Solutions	Omaha in Douglas County	Acquisition, Site Improvements and New Construction with Homebuyer Assistance	Homebuyer	\$300,000	\$300,000	\$20,000	7%	\$272,500	91%	\$592,500	2		N/A	5.3	\$1,127,785
CD 3	20-TFHP-34024	Community Action Partnership of Mid-Nebraska	Amherst, Elm Creek, Gibbon, Kearney, Miller, Pleasanton, Ravenna, Riverdale and Shelton in Buffalo County	Homebuyer Assistance	Homebuyer	\$200,000	\$200,000	\$20,000	10%	\$21,980	11%	\$241,980	20		N/A	2.2	\$460,593
CD 3	20-TFRH-31018	Twin Cities Development Association, Inc.	Gering in Scotts Bluff County	Conversion	Rental	\$600,000	\$500,000	\$285,000	57%	\$200,000	40%	\$985,000	14		\$8,816	8.8	\$1,874,884
CD 3	20-TFTA-33029	Keith County Housing Development Corporation	Keith County	Nonprofit Technical Assistance	Nonprofit Operating	\$40,000	\$40,000	\$5,000	13%	\$8,190	20%	\$53,190	N/A		N/A	0.5	\$101,244

Congressional District	2020 Applications Awarded	Organization Awarded	Project Location	Project Description	Project Summary	Grant Amount Requested	Amount Awarded	Amount of Cash Match	Percent of Cash Match	Amount Leveraged	Percent of Leverage	Total Project Cost	# of Units	Occupancy Rate	Expected Monthly	Employment Generated	Community Investment
CD 1	20-TFHP-18002	NeighborWorks Lincoln	Lincoln in Lancaster County	New Construction with Homebuyer Assistance	Homebuyer	\$500,000	\$500,000	\$57,100	11%	\$640,000	128%	\$1,197,100	4		N/A	10.7	\$2,278,602
CD 2	20-TFHP-27012	Habitat for Humanity of Omaha, Inc.	Omaha in Douglas County	Purchase Rehab Resale	Homebuyer	\$500,000	\$500,000	\$0	0%	\$1,047,680	210%	\$1,547,680	12		N/A	13.8	\$2,945,909
CD 2	20-TFHO-27016	Habitat for Humanity of Omaha, Inc.	Burt, Cass, Douglas, Sarpy and Washington County	Rehabilitation	Homeowner	\$500,000	\$500,000	\$40,000	8%	\$0	0%	\$540,000	34		N/A	4.8	\$1,027,855
CD 2	20-TFTA-27017	Habitat for Humanity of Omaha, Inc.	Burt, Douglas and Washington County	Nonprofit Technical Assistance	Nonprofit Operating	\$40,000	\$40,000	\$40,000	100%	\$0	0%	\$80,000	N/A		N/A	0.7	\$152,275
CD 3	20-TFTA-34028	South Central Economic Development District, Inc.	Statewide	Nonprofit Technical Assistance	Nonprofit Operating	\$40,000	\$40,000	\$4,000	10%	\$0	0%	\$44,000	N/A		N/A	0.4	\$83,751
CD 1	20-TFHP-15001	NeighborWorks Northeast Nebraska	Colfax, Cuming, Madison, Pierce, Platte, Stanton and Wayne County	Purchase Rehab Resale with Homebuyer Assistance	Homebuyer	\$500,000	\$500,000	\$500,000	100%	\$13,650	3%	\$1,013,650	13		N/A	9.0	\$1,929,417
CD 3	20-TFHO-36019	York County	Benedict, Bradshaw, Gresham, Henderson, Lushton, McCool Junction, Thayer, Waco, and York in York County	Rehabilitation	Homeowner	\$500,000	\$500,000	\$50,000	10%	\$0	0%	\$550,000	18		N/A	4.9	\$1,046,889
CD 1	20-TFTA-16009	Southeast Nebraska Affordable Housing Council (SENAHC)	Cass, Fillmore, Gage, Jefferson, Johnson, Nemaha, Otoe, Pawnee, Polk, Richardson, Saline, Saunders, Seward, Thayer and York County	Nonprofit Technical Assistance	Nonprofit Operating	\$40,000	\$40,000	\$4,000	10%	\$0	0%	\$44,000	N/A		N/A	0.4	\$83,751
CD 3	20-TFHP-31021	High Plains Community Development Corporation, Inc.	Alliance and Hemingford in Box Butte County; Bayard and Bridgeport in Morrill County; Chadron and Crawford in Dawes County; Gordon, Hayes Springs and Rushville in Sheridan County; Harrison in Sioux County	Homebuyer Assistance	Homebuyer	\$184,500	\$184,500	\$13,000	7%	\$67,970	37%	\$265,470	30		N/A	2.4	\$505,305



Congressional District	2020 Applications Awarded	Organization Awarded	Project Location	Project Description	Project Summary	Grant Amount Requested	Amount Awarded	Amount of Cash Match	Percent of Cash Match	Amount Leveraged	Percent of Leverage	Total Project Cost	# of Units	Occupancy Rate	Expected Monthly	Employment Generated	Community Investment
CD 1	20-TFRH-18003	South of Downtown Community Development Organization	Lincoln in Lancaster County	New Construction	Rental	\$500,000	\$500,000	\$165,000	33%	\$152,000	30%	\$817,000	4		\$3,100	7.3	\$1,555,107
CD 3	20-TFTA-35030	Wakefield Development Corporation	Antelope, Boone, Burt, Cedar, Cuming, Dakota, Dixon, Dodge, Holt, Knox, Madison, Nance, Pierce, Platte, Stanton, Thurston, Washington and Wayne County	Nonprofit Technical Assistance	Nonprofit Operating	\$40,000	\$40,000	\$5,500	14%	\$16,000	40%	\$61,500	N/A		N/A	0.5	\$117,061
CD 2	20-TFRH-29011	Northern Ponca Housing Authority	Omaha in Douglas County	Demolition with New Construction	Rental	\$500,000	\$500,000	\$5,000,000	1000%	\$1,351,665	270%	\$6,851,665	20		\$1,765	61.0	\$13,041,701
CD 3	20-TFRH-35023	City of Plainview	Plainview in Pierce County	Acquisition and New Construction	Rental	\$452,000	\$452,000	\$275,000	61%	\$177,533	39%	\$904,533	4		\$4,252	8.0	\$1,721,720
CD 1	20-TFHP-15004	Northeast Economic Development, Inc.	Antelope, Boone, Burt, Cedar, Colfax, Cuming, Dixon, Dodge, Knox, Madison, Nance, Pierce, Platte, Stanton, Thurston and Wayne County	Homebuyer Assistance	Homebuyer	\$288,000	\$288,000	\$72,000	25%	\$0	0%	\$360,000	10		N/A	3.2	\$685,237
Statewide	20-TFTA-47031	Midwest Housing Development, Inc.	Lyons, Oakland, and Tekamaha	Nonprofit Technical Assistance	Nonprofit Operating	\$30,000	\$30,000	\$10,000	33%	\$30,000	100%	\$70,000	N/A		N/A	0.6	\$131,240
CD 1	20-TFTA-17008	Housing Foundation for Sarpy County	Sarpy County	Nonprofit Technical Assistance	Nonprofit Operating	\$40,000	\$40,000	\$35,000	88%	\$26,000	65%	\$101,000	N/A		N/A	0.9	\$192,247
CD 3	20-TFHP-33020	Lincoln County Community Development Corporation	North Platte in Lincoln County	Demolition with New Construction	Homebuyer	\$390,000	\$390,000	\$36,000	9%	\$200,000	51%	\$626,000	3		N/A	5.6	\$1,191,551

(Legend: N/A = not applicable; U/N = unavailable)



Nebraska Tourism



Nebraska Tourism



Nebraska Tourism





# NEBRASKA

Good Life. Great Opportunity.

---

DEPT. OF ECONOMIC DEVELOPMENT

*[opportunity.nebraska.gov](http://opportunity.nebraska.gov)*

