




# NEBRASKA **STRONG**

**2023**  
**ANNUAL REPORT**  
Nebraska Department of  
**ECONOMIC DEVELOPMENT**

**NEBRASKA**  
Good Life. Great Opportunity.



## ABOUT US

---

Since 1967, the Nebraska Department of Economic Development (DED) has been focused on growing and diversifying the state's economic base, pursuing a good life with great opportunities on behalf of the people of Nebraska. As the state's lead economic development agency, the vision to grow Nebraska is what inspires us each and every day.

## ABOUT THIS REPORT

---

We endeavor to be efficient, effective and customer focused as we operate programs and administer State funding for economic development. This document fulfills our promise to our Governor, the Nebraska State Legislature and the taxpayers we serve to remain transparent, accountable and proactive in the way we report program data and expenditures. Questions about this report? Contact us using the information provided.

## HOW TO CONTACT US

---

We want you to know more about our mission, programs and achievements on behalf of the citizens of Nebraska! For additional information about our agency and what we do – including our entire portfolio of legislative programs and a library of our previous annual reports – visit:

[opportunity.nebraska.gov](https://opportunity.nebraska.gov)

Follow us on social media to stay up to date on our latest news and activities!

[www.facebook.com/DevelopNebraska](https://www.facebook.com/DevelopNebraska)

*X (Twitter):* [@DevelopNebraska](https://twitter.com/DevelopNebraska)



## MESSAGE FROM DIRECTOR K.C. Belitz

---



Governor Pillen, Members of the State Legislature and Fellow Nebraskans:

The Nebraska Department of Economic Development (DED) presents this Legislative Annual Report in fulfillment of the agency's statutory reporting obligations. DED's public servants take pride in making a difference for our neighbors, hometowns, and state. Our team worked tremendously hard in 2023 to wisely manage the funds entrusted to our care.

DED is supporting business development by investing in innovative startups and supporting enterprising small businesses. Our department is serving Nebraska's homegrown businesses and working alongside municipal governments to support the expansion of existing companies. Additionally, DED is actively recruiting new investment to our communities. These efforts have contributed to Nebraska's continued economic strength. Our state ranked sixth nationally for year-over-year GDP growth in 2023.

DED's internship and workforce initiatives are connecting Nebraskans to great-paying career opportunities. These programs are helping to grow Nebraska's workforce. As of May 2024, the state had more filled jobs than ever before. During 2023, manufacturing employment reached its highest point since 2002, construction employment set an all-time high, and employment in the leisure/hospitality industry likewise increased to a record high.

As Nebraska's communities work to develop affordable homes, DED has stepped up our housing investment. In State fiscal year 2020, DED awarded \$17 million for affordable housing. In fiscal year 2023, we awarded \$117 million. These funds are helping to construct high-quality housing that families can afford.

Through community development programs, DED is investing in the creation and enhancement of parks, cultural centers, and other public gathering places. These projects elevate local quality of life and help draw new residents and tourists to Nebraska. In May 2024, *U.S. News* ranked Nebraska #3 in its annual list of the Best States in America—providing further evidence of the Good Life our state has to offer.

DED is grateful to work alongside fantastic partners to grow Nebraska. We're thankful for the strong relationships we enjoy with local governments, chambers of commerce, economic development organizations, utility providers, housing agencies, and educational institutions. Together, we're elevating the trajectory of our state.

Sincerely,

K.C. Belitz  
Director



## CONTENTS

---

Part 1: The Nebraska Business Innovation Act.....8

Part 2: The Nebraska Operational Assistance Program.....16

Part 3: The Civic and Community Center Financing Fund.....18

Part 4: The Nebraska Affordable Housing Trust Fund.....32

Part 5: The Rural Workforce Housing Fund.....44

Part 6: The Middle Income Workforce Housing Fund.....48

Part 7: The Customized Job Training Program.....50

Part 8: The Accredited Job Training Program.....52

Part 9: Intern Nebraska (InternNE).....54

Part 10: The Site and Building Development Fund.....56

Appendix.....61



**PART 1:**  
THE NEBRASKA BUSINESS INNOVATION ACT

*From ag robotics to logistics technology, Nebraska startups are at the forefront of inventive product breakthroughs. The ingenuity of the state’s entrepreneurs is helping to create jobs and draw investment to the Good Life.*

The Business Innovation Act (BIA) of 2011 authorized a suite of grant and investment programs for Nebraska-based startups and small businesses. BIA programs are a valuable tool for the State to support high-potential, high-tech small businesses at every stage of growth. In Fiscal Year 2022-2023, DED received 129 requests for funding under BIA programs, totaling a combined \$23,177,178. DED ultimately awarded \$12,403,408 as detailed in the tables below. DED administers the following BIA programs:

**Microenterprise Assistance Program**

The Microenterprise Assistance Program awards funding to nonprofits in Nebraska that specialize in providing technical assistance and loans to small businesses. DED received five applications for funding in FY 2022-2023 requesting a total of \$3,250,000. All applicants sought funding for Microenterprise Lending Assistance. DED awarded funds to all five applicant organizations in the combined amount of \$1,477,000 (Table 1.1).



**Nebraska Seed Investment Program**

The Nebraska Seed Investment Program is an equity investment program that supports early-stage startups in their commercialization of a product, service, or technology. DED contracts with Invest

Nebraska, a nonprofit 501(c)3 venture capital firm, to operate the program. Invest Nebraska conducts due diligence on all applicants and places and holds the equity investments made through the program.

In FY 2022-2023, DED and Invest Nebraska received 23 requests for seed funding in the amount of \$10,100,000. Of these requests, \$4,764,200 of investments were made to 22 applicants (Table 1.2).

**Nebraska Innovation Fund Prototype Grant Program**

The Nebraska Innovation Fund Prototype Grant Program assists companies with initial product development. Applicants must show the proposed product has high-growth potential and must demonstrate that it innovatively answers a market need.

In FY 2022-2023, DED received 71 requests for funding through the program totaling \$7,229,183. The Department awarded \$4,353,773 of prototype grants to 55 applicants (Table 1.3).

**Table 1.1** Microenterprise Assistance Program Awards, FY 2022-2023

Recipient	Amount	Location	Award Type
Center for Rural Affairs	\$350,000	Lyons	Lending
Economic Empowerment Center DBA Lending Link	\$213,500	Omaha	Lending
McCook Economic Development Corp	\$213,500	McCook	Lending
Nebraska Enterprise Fund	\$350,000	Oakland	Lending
Northeast Economic Development , Inc.	\$350,000	Norfolk	Lending
<b>Total</b>	<b>\$1,477,000</b>		

**Table 1.2** Nebraska Seed Investment Program Awards, FY 2022-2023

Recipient	Amount	Location	Special Fund
Benefitbay	\$250,000	Omaha	
BirdsEye Robotics	\$250,000	Herman	Value-Added Ag
Bluestem Biosciences, Inc.	\$250,000	Omaha	
Certified Cell, Inc.	\$250,000	Omaha	
Corral Holdings, Inc.	\$250,000	Atkinson	Value-Added Ag
EIO Diagnostics	\$250,000	Lincoln	Value-Added Ag
Layer Platform, Inc.	\$250,000	Lincoln	
Marble Technologies	\$250,000	Lincoln	Value-Added Ag
Maxwell Solutions	\$125,000	Omaha	
Modern Insurance Agency dba Breeze	\$134,200	Omaha	
Nightfox Audio	\$250,000	Lincoln	
Opendorse, Inc.	\$140,000	Lincoln	
OZVP, LLC dba Event Vesta	\$250,000	Omaha	
Peeq Industries, Inc.	\$250,000	Omaha	
Plugsports	\$100,000	Omaha	
SecureSky, Inc.	\$250,000	Omaha	
Sentinel Fertigation	\$250,000	Lincoln	Value-Added Ag
Snappy Workflow dba Fast Forward	\$250,000	Kearney	
Swishboom, Inc.	\$125,000	Omaha	
Thyreos	\$250,000	Lincoln	
Tiiga	\$240,000	Lincoln	
Upwell Revenue Software, Inc.	\$150,000	Omaha	
<b>Total</b>	<b>\$4,764,200</b>		

**Table 1.3** Nebraska Innovation Fund Prototype Grant Program Awards, FY 2022-2023

Recipient	Award	Location	Special Fund
429 Technologies LLC	\$50,000	Omaha	
502 Code LLC	\$100,000	Omaha	
AgHand Technologies, LLC	\$56,000	Valley	Value-Added Ag
American Edge Grain	\$120,000	Elm Creek	Value-Added Ag
AppCentri, LLC	\$21,400	Wahoo	
Arid Software	\$60,000	Gretna	
Arxsine Inc.	\$95,000	Norfolk	
Birds Eye Robotics	\$100,000	Herman	Value-Added Ag
Bland and Associates P.C.	\$100,000	Omaha	
Colony LLC	\$20,000	Crete	
DekmX	\$53,000	Ashland	
DVLP	\$80,000	Omaha	
eCarriercheck	\$50,000	Gering	
Farmhouse Mechanical Design, LLC	\$14,000	Arlington	Value-Added Ag



Recipient	Award	Location	Special Fund
Forsure Fit	\$40,000	Hickman	
Forsure Fit	\$89,000	Hickman	
Hoof Track	\$8,000	Beatrice	Value-Added Ag
Idem Irrigation	\$54,000	Gering	Value-Added Ag
In It For The Trades, LLC	\$75,000	Lincoln	
Inclusology	\$100,000	Omaha	Econ. Redevelopment
Inclusology	\$50,000	Omaha	Econ. Redevelopment
Kanodia Holdings LLC	\$60,000	Omaha	
Leashtech Inc.	\$75,000	Omaha	
Leashtech Inc.	\$75,000	Omaha	
Lens Distortion	\$90,000	Omaha	
Loophire	\$75,000	Omaha	Econ. Redevelopment
Major Talent	\$100,000	Papillion	
MatMaCorp	\$100,000	Lincoln	Value-Added Ag
Maxwell Solutions LLC	\$91,273	Omaha	
MicroWash	\$75,000	Omaha	
NCP Industries	\$100,000	Norfolk	
Neemann & Sons Inc.	\$125,000	Lincoln	
Nightfox Audio	\$115,000	Lincoln	
OakTree Collaborative, Inc	\$75,000	Omaha	
Open Chair	\$40,000	Elkhorn	
OT Potential	\$20,000	Aurora	
People Services Center, Inc. DBA CATCH Intelligence	\$150,000	Omaha	
Priority Technologies	\$75,000	Omaha	
PropCents, Inc.	\$100,000	Elkhorn	
ProvaSource	\$100,000	Omaha	Econ. Redevelopment
Quotamation	\$100,000	Omaha	
Simple Cred Corp	\$120,000	Omaha	
SmallData Tech, Inc.	\$100,000	Lincoln	
Snappy Workflow	\$105,000	Kearney	
Subbee LLC	\$150,000	Omaha	
Swishboom	\$100,000	Omaha	
TAB Performance	\$75,000	Lincoln	
TUBTOOL, LLC	\$50,000	Nebraska City	
TurfGrade	\$70,500	Lincoln	
Upwell Revenue Software	\$150,000	Elkhorn	
Vajra Instruments	\$75,000	Lincoln	Bioscience
ValidVoice, LLC	\$100,000	Omaha	
Why Local, Inc.	\$100,000	Omaha	
With Purpose, LLC	\$75,000	Oakland	
Wolfberry Technologies Inc.	\$6,600	Lincoln	
<b>Total</b>	<b>\$4,353,773</b>		

### Seed Investments Help Company Headed by Former Huskers Land on TIME 100 List

After finishing their Husker football careers and graduating from the University of Nebraska-Lincoln, Blake Lawrence and Adi Kunalic co-founded Opendorse in 2012. The Lincoln-based company's marketing platform helps collegiate athletes broker name, image, and likeness (NIL) deals. In June 2023, Opendorse was recognized as one of TIME's 100 Most Influential Companies. DED has supported Opendorse's growth with Seed Investment awards in August 2017, May 2019, and August 2022.



### Gering Company Grows Irrigation Business with Support of BIA Awards

Idem Irrigation of Gering has developed an innovative sprinkler head to help farmers optimize water usage. In August 2023, the company raised a half-million dollars of seed funding to support its growth, including funds from the State Small Business Credit Initiative. In September 2023, Idem Irrigation was named as a semi-finalist of the American Farm Bureau Federation's Ag

Innovation Challenge. The contest showcases rural entrepreneurs who are developing creative solutions for the challenges farmers and ranchers face. Idem Irrigation is a virtual resident of the Combine incubator program at Nebraska Innovation Campus. DED has provided Academic R&D and prototype funding through the Business Innovation Act to support the Western Nebraska startup.

### Prototype Award Propels Growth of Powerline Inspection Startup in Kearney

In July 2023, Fast Forward celebrated its grand opening in Kearney. The Nebraska startup is automating the inspection of powerlines, helping to prevent fires and power outages by identifying problems with electrical components before they fail. After successfully piloting its technology in 2022, the company has commercialized the solution it offers and has expanded to projects in 8 states. DED supported Fast Forward's prototype development through the Nebraska Innovation Fund.

"By doing the inspection more frequently, we can catch issues before they cause an outage and directly prevent the wildfire potential altogether. Cost to implement and lack of technology has been the main challenge in preventing this level of automation. With the assistance of DED, we've been able to create an effective solution and are now scaling nationally. We are super appreciative to have the State of Nebraska's support!"


— Dusty Birge, Fast Forward CEO



## Nebraska Academic R&D Grant Program

The Nebraska Academic R&D Grant Program supports companies who engage with an institution of higher education in Nebraska on activities that lead to new or improved products. These activities include applied research, the licensure of intellectual property, or use of core facilities.

R&D awards are available during two phases. Phase I grants are typically awarded to first-time recipients and often support proof-of-concept activities. Phase II grants are awarded to companies who have successfully completed the first phase, and typically represent technical assistance for product design and development. For FY 2022-2023, DED received 16 applications for Academic R&D grants requesting \$2,078,135. The Department issued 14 awards totaling \$1,510,634 (Table 1.4).



**Table 1.4** Nebraska Academic R&D Grant Program Awards, FY 2022-2023

Award Type (Phase I,II)	Recipient	Award	Location	Special Fund
Phase I	CellGro Technologies	\$100,000	Lincoln	
Phase I	Corral Technologies	\$90,000	Lincoln	Value-Added Ag
Phase I	eCreamery.com	\$28,000	Omaha	Value-Added Ag
Phase II	Hawkins Construction Company	\$400,000	Omaha	
Phase I	Sage Eco-Innovations	\$48,000	Lincoln	Value-Added Ag
Phase II	SanoCardio	\$162,500	Omaha	
Phase II	Scientific Life Solutions LLC	\$400,000	Fremont	Value-Added Ag
Phase I	Scientific Life Solutions LLC	\$82,500	Fremont	Value-Added Ag
Phase I	Shyft Solutions LLC	\$9,384	Omaha	
Phase I	Idem Irrigation	\$46,400	Gering	Value-Added Ag
Phase I	Snappy Workflow	\$8,750	Kearney	
Phase I	Original Equipment Co. dba Aulick Industries	\$60,000	Scottsbluff	Value-Added Ag
Phase I	Wood Duck Technologies Inc DBA Sunlight	\$17,100	Lincoln	
Phase I	MicroMGx Inc	\$58,000	Lincoln	Value-Added Ag
<b>Total</b>		<b>\$1,510,634</b>		



The Business Innovation Act of 2011 specifically authorizes funds to encourage value-added agriculture (increasing the worth of ag products through innovative processing and practices). Companies funded through the Value-added Agriculture Program are listed in the BIA program award tables. In FY 2022-2023, DED awarded \$2,534,900 through the Value-added Agriculture Program.

The Unicameral passed legislation in 2017 to create the Bioscience Innovation Program under the BIA. The program supports small enterprises in the bioscience sector by providing financial assistance for research and development of products such as biofuels, biotechnologies, and biopharmaceuticals. Recipients of Bioscience Innovation Program funds are indicated in the BIA program award tables. In FY 2022-2023, DED awarded \$75,000 through the Bioscience Innovation Program.

In 2022, the Nebraska Legislature authorized DED to give preference to Business Innovation Act projects in “economic redevelopment areas.” The Unicameral prioritized these areas for funding due to their above-average unemployment and poverty rates. Recipients awarded in economic development areas are noted in the BIA program award tables. In FY 2022-2023, DED awarded \$325,000 to projects in economic redevelopment areas.

### Nebraska Small Business Innovation Research/Small Business Tech Transfer (SBIR/STTR) Grant Program


funding to turn their research into commercially viable innovations.

\$519,860. The agency issued SBIR/STTR grants to all applicants in the combined award amount of \$297,801 (Table 1.5).

The Nebraska SBIR/STTR Grant Program supports companies applying for or making use of funding through the federal Small Business Innovation Research/Small Business Technology Transfer initiative. Awards are available in three phases:

In FY 2022-2023, DED received 14 applications for funding totaling

- ▶ Phase 0 grants provide financial assistance to small businesses applying for federal SBIR/STTR funds.
- ▶ Phase I grants are state matching funds available to Nebraska small businesses who have won federal SBIR/STTR grants to research the feasibility of a proposed product or service.
- ▶ Phase II grants are state matching funds available to Nebraska small businesses who have successfully completed Phase I feasibility research and have received additional federal SBIR/STTR



**Table 1.5** Nebraska SBIR/STTR Grant Program Awards, FY 2022-2023

Award Type (Phase 0,I,II)	Recipient	Award	Location	Special Fund
Phase 0	Truthos, LLC	\$5,000	Omaha	
Phase 0	Bluestem Biosciences, Inc.	\$5,000	Omaha	Value-Added Ag
Phase 0	Idem Irrigation	\$5,000	Gering	Value-Added Ag
Phase 0	Keshava Biosciences LLC	\$5,000	Omaha	
Phase 0	Lightbridge Inc	\$5,000	Papillion	
Phase 0	Moneiva	\$5,000	Omaha	
Phase 0	With Purpose, LLC	\$5,000	Oakland	
Phase 0	Titans Advanced Laboratories LLC	\$5,000	Lincoln	
Phase 0	Sentinel Fertigation, Inc.	\$5,000	Lincoln	Value-Added Ag
Phase 0	Symphony Workforce	\$5,000	Valley	
Phase 0	TreadSure (Centred Technology, LLC)	\$5,000	Valley	Value-Added Ag
Phase I	Red Berry Innovations, Inc.	\$45,335	Springfield	
Phase I	Therapeutic Vision, Inc	\$97,466	Omaha	
Phase II	Ting Therapeutics	\$100,000	Omaha	
<b>Total</b>		<b>\$297,801</b>		



## PART 2: THE NEBRASKA OPERATIONAL ASSISTANCE PROGRAM

*Turning a promising idea into a profitable business is a major challenge. Through the Nebraska Operational Assistance Program, the State helps provide the strategic guidance, access to capital, and other resources entrepreneurs need to succeed.*

The Nebraska Operational Assistance Program was established in 2007 to serve as a support network for high-potential startups. DED collaborates with Invest Nebraska to strengthen the State's venture capital ecosystem. Invest Nebraska—a nonprofit 501(c)3—specializes in advising and investing in early-stage companies. It is governed by a 12-member volunteer board. Invest Nebraska's leadership team and board members have wide-ranging expertise in fields such as finance, management, intellectual property law, ag tech, private equity, entrepreneurship, university research, and commercialization.

Since 2012, Invest Nebraska has invested \$46,054,622 in Nebras-

ka-based startups through 271 unique fundraising rounds. Private investors have supplemented this investment with an additional \$266,245,970. Invest Nebraska's investments have taken the form of loans, convertible debt, SAFE notes, and equity. Companies receiving investment from Invest Nebraska have gone on to create 1,044 new jobs post-investment, paying an average of \$67,690. Companies in Invest Nebraska's portfolio have also filed 600 patent applications and been awarded 283 patents.

Preparing companies to raise funding requires a wide array of opportunities. Since 2012, Invest Nebraska has engaged over 1,991

entrepreneurs to discuss their new ventures; provided operational assistance to 2,289 businesses; and reviewed 1,377 business pitches, business models, and business plans.

In 2023, Invest Nebraska:

- ▶ Reviewed 133 business plans, business pitches, and business models.
- ▶ Engaged 183 entrepreneurs.
- ▶ Provided \$11,059,580 in financial assistance to 50 Nebraska early-stage businesses.
- ▶ Provided operational assistance to 294 businesses.

### Spotlight Investment: Sentinel Fertigation

In September 2023, Sentinel Fertigation announced raising \$2.5 million of seed funding, co-led by Homegrown Capital, Grit Road Partners, and Invest Nebraska. Sentinel also received funding from Proven Ventures, Nebraska Angels, AgVentures Alliance, Black Hills Regional Angel Fund, Breakthrough 307, AgLaunch Innovation Fund I, and Agri-Inject.

Sentinel Founder & CEO Jackson Stansell launched the ag tech startup as a graduate student at the University of Nebraska-Lincoln. Sentinel Fertigation offers real-time, imagery-based fertigation recommendations directly to users throughout the growing season. The company's data-driven

guidance is saving farmers money by helping them to avoid over-applying fertilizer. At the same time, Sentinel's customers achieve increased yields by supplying crops with the optimal amount of nutrients they need to grow.



**PART 3:**  
THE CIVIC AND COMMUNITY CENTER FINANCING FUND

*Nebraska's welcoming communities are great places to put down roots, raise a family, and do business. They're the reason why Nebraska is known as the Good Life. Through the Civic and Community Center Financing Fund (CCCFF) the State supports municipalities as they develop superb facilities to enhance the quality of life for their residents.*

The Nebraska Department of Economic Development makes CCCFF awards to help municipalities develop cultural centers, recreation centers, auditoriums, libraries, and other inviting spaces for communities to gather and play. CCCFF also supports the redevelopment of historic buildings and districts.

Municipalities and tribal governments may apply for CCCFF funds on an annual basis. CCCFF is funded through a turnback of 30% of state sales tax generated by arenas and nearby retailers. DED plans the timing of award cycles to coincide with anticipated sufficient funds available for award, as well as the construction season. The CCCFF committee will hold an annual award cycle if the fund balance is sufficient, while also taking into consideration the amount of unpaid funds designated to committed projects.

CCCFF grants can account for up to 50% of a project's total costs.

Recipients must match grant funds at least equally from other sources (1:1 local cost-share). Under the authorizing statutes, in-kind matching funds can account for no more than one-half of the required local cost-share.

Per statute, the cities of Omaha and Lincoln and certain facilities in Kearney and Ralston are ineligible since each has received assistance under the Convention Center Facility Financing Assistance Act or the Sports Arena Facility Financial Assistance Act, respectively.

**2023 Application Cycle**

DED received 47 letters of intent and 42 applications for award during the 2023 CCCFF program cycle. Applicants requested \$16.5 million in aid, supplemented by \$93.3 million in local matching funds. Based on the total aid available, DED awarded 17 of the applications at the total requested amount, and made one partial

award for the remaining available funds. As further detailed in Table 3.1, the 18 awarded applications had more than \$19.6 million in combined local cash match.<sup>1</sup>

Per statute, cash match must account for no less than 50% of the total required match in an awarded project.<sup>2</sup>

Unless otherwise denoted and described in the individual project narratives that follow, all applications were awarded their full requested amount of CCCFF aid.

<sup>1</sup>The information in this report reflects the information supplied by each applicant and may not reflect budget-related changes experienced by the local jurisdiction receiving the award. As presented here, the Matching Funds and Project Budget reflect the applicant's response within the respective section of their application.

<sup>2</sup>Any in-kind match is proposed at the time of application and must be supported by adequate documentation prior to award closeout.

**Table 3.1 Civic and Community Center Financing Funds, Awards, FY 2022-2023**

Municipality	Award Type	Amount Awarded	Cash Match	In-Kind Match	Project Budget
City of Alliance	Planning	\$15,000.00	\$30,500.00	\$0	\$45,500.00
City of Arapahoe	Planning	\$15,000.00	\$15,000.00	\$0	\$30,000.00
City of Bassett	Capital Construction	\$562,000.00	\$1,270,511.74	\$180,533.26	\$2,013,045.00
City of Blair	Capital Construction	\$269,179.37*	\$2,291,730.00	\$154,500.00	\$3,008,230.00
Village of Bruning	Capital Construction	\$215,341.50	\$215,341.50	\$1,500.00	\$432,183.00
City of Curtis	Planning	\$7,500.00	\$7,500.00	\$0	\$15,000.00
City of Falls City	Planning	\$15,000.00	\$15,000.00	\$0	\$30,000.00
City of Gibbon	Capital Construction	\$150,000.00	\$225,000.00	\$0	\$375,000.00
City of Imperial	Capital Construction	\$562,000.00	\$562,000.00	\$0	\$1,124,000.00
City of McCook	Capital Construction	\$562,000.00	\$5,850,500.00	\$0	\$6,412,500.00
Village of Pender	Planning	\$15,000.00	\$25,000.00	\$0	\$40,000.00
Village of Pickrell	Capital Construction	\$165,000.00	\$185,000.00	\$0	\$350,000.00
City of Sargent	Planning	\$7,500.00	\$7,500.00	\$0	\$15,000.00
Village of Shelton	Planning	\$7,500.00	\$7,500.00	\$0	\$15,000.00
City of Waverly	Capital Construction	\$562,000.00	\$6,058,780.00	\$0	\$6,620,780.00
City of Wayne	Capital Construction	\$562,000.00	\$1,311,746.00	\$500.00	\$1,874,246.00
City of West Point	Planning	\$15,000.00	\$15,000.00	\$0	\$30,000.00
City of Wood River	Capital Construction	\$562,000.00	\$1,542,703.00	\$23,580.00	\$2,128,283.00
<b>Total</b>		<b>\$4,269,020.87</b>	<b>\$19,636,312.24</b>	<b>\$360,613.26</b>	<b>\$24,558,767.00</b>

\*The City of Blair's award was less than their requested amount of funding (\$562,000). See the project's narrative description in the following section for more info.

## 2023 CCCFF Awarded Projects, Narrative Descriptions

- ▶ **The City of Alliance** received a \$15,000 grant to plan upgrades to the recreation center located within Alliance City Hall. The city anticipates expanding the center's offerings to include activities such as pickleball, roller skating, wrestling, and volleyball. Additionally, the project will make the recreation center accessible to people with mobility limitations.
- ▶ **The City of Arapahoe** received an award of \$15,000 to study expanding the Crystal Theatre into the adjacent Senior Center building. To complete this project, a portion of the wall dividing the two buildings would have to be demolished. Then, the entire facility would be evaluated for ADA compliance with additional recommendations from the architect to bring the building up to all current building codes. With these improvements, the city aspires to provide a safe and enjoyable experience to theatre patrons while utilizing their downtown space effectively.
- ▶ **The City of Bassett** received \$562,000 for construction of the Rock County Community Center, located within the Rock County Fairgrounds. The 12,000-square-foot facility will contain city offices, a kitchen, storage, restrooms, concession stand, meeting room, and recreation area. Building the community center will provide space for the community and surrounding region to host large group gatherings, educational classes, youth activities, and sports. The CCCFF award will only be used

for the eligible portion of the facility.

- ▶ **The City of Blair** received \$269,179.37 to support construction of Generations Park; this reflects less than their initial requested amount. The new park will be nearly seven acres and is in a rapidly growing neighborhood in northwestern Blair that is not currently served by a municipal park. It will be situated next to the city's newest public elementary school and its recently completed Blair Public Library. Features planned for Generations Park include a splash pad, pickleball courts, picnic shelter, playground equipment, and restrooms. Due to insufficient available aid, DED was unable to award the full requested amount of \$562,000.
- ▶ **The Village of Bruning** received \$215,341.50 to renovate its existing playground in the village park located at the corner of Main Street and East Railway, adjacent to the downtown business district. The park's existing amenities include a playground, a basketball court, and restrooms that are all over a quarter century old. The project will update amenities by removing unsafe equipment, installing new equipment and mulch, and constructing ADA-accessible restrooms and a splash pad.
- ▶ **The City of Curtis** has a municipal pool that is over 60 years old. It requires thousands of dollars each year to keep the pool operating at satisfactory levels. The city received a CCCFF award of \$7,500 to help fund a study to come up with options for the future of the pool facility before it degrades

to the point of being unusable.

- ▶ **The City of Falls City** received \$15,000 to plan a community wellness/recreation center. In particular, the city is considering a project to renovate and expand an existing city-owned building and connect it to the nearby Prichard Auditorium—a 2,000 seat gymnasium. The proposed site for the new facility is centrally located, within a short walk of the downtown area and schools.
- ▶ **The City of Gibbon** received \$150,000 to renovate an existing city-owned structure to create space for a community center. This project will provide accessible space to host a myriad of events such as graduation receptions, senior activities, career fairs, small wedding receptions, tourism activities, and educational opportunities. The facility neighbors Gibbon Public Schools and the city-owned baseball/softball field complex. It's located along one of Gibbon's main roads, providing direct access from Interstate 80.
- ▶ **The City of Imperial** received \$562,000 for a city square improvement project at the north end of the downtown business district. The city is removing a deteriorating parking lot and replacing it with parking more suitable for the area. Additionally, the project will provide ADA accessibility and includes a portable ice rink, walking pathways, electric vehicle chargers, raised bandstand, fire pit with seating, bike racks, shaded patio seating, park benches, kids zone, public restrooms, underground sprinkler systems, and landscaping.



Improvements to Johnson Park in Norfolk. Norfolk received a CCCFF planning and construction award for the project in 2019 and 2020, respectively.

► **The City of McCook** received a \$562,000 construction grant to support replacement of its swimming pool. The former pool was deemed unsafe and closed in 2022. It was sorely missed by community residents and visitors after shutting down. In November 2022, McCook voters approved a twenty-year bond issue supported by a new half-cent sales tax for new swimming pool and ballpark facilities. Construction of the new swimming pool is expected to be complete in the summer of 2024.

► **The Village of Pender** received \$15,000 to hire a firm to survey, plan, and provide schematic designs for a renovation/expansion of the existing House Memorial Library.

► **The Village of Pickrell** received \$165,000 to add an additional 3,000 square feet to the existing Village Hall that also houses the Pickrell Fire District. The existing building houses several garage bays for fire equipment/trucks and has a small room that doubles as the village's only indoor public meeting space. The two-floor addition will include a 1,600-square-foot ground floor to serve as a general-purpose community hall and a 1,400-square-foot basement designed for a fitness center.

► **The City of Sargent** received \$7,500 to assist with a pool feasibility study to determine needed improvements. The city's pool—which it has maintained for 60+ years—is used for swimming lessons, aerobics, sports conditioning, and private parties.

► **The Village of Shelton** received \$7,500 for a feasibility study

of its village-owned-and-operated public swimming pool that was constructed in 1958. The study will determine pool improvements needed to maintain this venue for the community.

► **The City of Waverly** received \$562,000 to convert a baseball field in Wayne Park into a new aquatic facility. The facility will serve one of Nebraska's fastest-growing communities; fulfill a need for ADA-compliant and accessible recreation facilities; and supplement the health, wellness, and recreation opportunities available to Waverly residents.

► **The City of Wayne** received \$562,000 for the Prairie Park Project, which is repurposing an old lagoon site. The completed, 26-acre project will provide amenities to enhance park and recreation access. These include trail expansions; camper pads with electrical, water, and sewer hookups; an outdoor amphitheater; sport fields; and a four-acre lake that will provide fishing and kayaking access.

► **The City of West Point** received \$15,000 for a study to build a three-court recreation center next to the city's current pool construction. The facility would be adjacent to the all-inclusive city park and the Donald E. Nielsen Community Center.

► **The City of Wood River** received \$562,000 to repurpose the south half of the former Good Samaritan nursing home building as an expanded public library, food pantry, and reinforced storm shelter to improve public safety. A new

senior center is also part of the total project (known as Legacy Station), but it is not being funded through the CCCFF award.

### CCCFF Financial Information

The time of performance for a CCCFF award is 24 months. Disbursement of aid for CCCFF awards is made over two payments. The initial payment is an advance and is initiated by DED upon execution of the funding agreement and any special conditions of the award required of the successful applicant. The initial payment thus typically occurs within the same fiscal year as the award. The second payment, however, is made on a reimbursement basis and is initiated by the recipient's submission of a payment request and documentation accounting for eligible costs. In some instances, projects may not receive their full awarded amount. In such cases, the recipient and DED work together to identify any eligible costs and a notification of any deobligated funds is issued. In very limited circumstances, if eligible costs cannot be identified, the recipient may be required to return all or part of their initial advance. In all cases, local matching requirements established in the authorizing statutes must be met.

Tables 3.2-3.5 provide detailed data on CCCFF program financials for the 2022-2023 Fiscal Year, as well as projected expenditures in FY 2023-2024. Tables 3.3a and 3.3b show the actual aid expenditures by year of award.

### Factors Affecting Future CCCFF Program Years

CCCFF revenues have continued to increase since the severe decline caused by the pandemic. In the

next two years, the balance of the fund should once again support awards for the full legislative authority. Available aid in the 2023 and 2024 Application Cycles was near pre-pandemic levels. While the amount of aid available to award was less than DED's legislative authority for CCCFF in both program years, the thresholds set

in statute for increasing maximum amounts for construction grants was met in 2023 and retained in 2024.

During the 2022 legislative session, LB927 incorporated the use of Creative Districts into CCCFF for fiscal year 2023-2024. This

corresponds with the 2024 CCCFF application cycle; accordingly, DED will coordinate with the Nebraska Arts Council for those awards.

DED is not currently aware of any upcoming legislation that will impact the 2025 CCCFF application cycle.

**Table 3.2 CCCFF Revenue Generated for the Fund: FY 22-23, 21-22, 20-21, 19-20, and 18-19**

	FY 2022-2023	FY 2021-2022	FY 2020-2021	FY 2019-2020	FY 2018-2019
Interest Earned	\$94,447.66	\$52,953.71	\$55,144.60	\$97,805.71	\$114,495.04
Cancelled Funds	\$8,439.88	\$0.00	\$0.00	\$0.00	\$0.00
Sales Tax Revenue Generated	\$4,544,756.26	\$2,650,194.65	\$3,261,936.08	\$4,204,992.11	\$3,713,415.35
Operating Transfers Out	-\$348,097.85	-\$343,900.00	-\$343,900.00	-\$343,900.00	-\$1,035,578.74
<b>Total Receipts By Fiscal Year</b>	<b>\$4,299,545.95</b>	<b>\$2,359,248.36</b>	<b>\$2,973,180.68</b>	<b>\$3,958,897.82</b>	<b>\$2,792,331.65</b>

**Table 3.3a CCCFF Actual Expenditures, FY 2022-2023, Summary by Expense Type**

Operating (Non-Aid)	\$64,378.49
Aid	\$2,556,975.68
<b>Total Actual Expenditures</b>	<b>\$2,621,354.17</b>

**Table 3.3b CCCFF Actual Expenditures, FY 2022-2023, Aid Summary by Award Year**

2023 Awards, Initial Advance	\$1,636,420.75
2022 Awards, Final Reimbursement	\$7,500.00
2021 Awards, Final Reimbursement	\$29,063.75
2020 Awards, Final Reimbursement	\$436,000.00
2019 Awards, Final Reimbursement	\$447,991.18
<b>Total Actual Expenditures (Aid)</b>	<b>\$2,556,975.68</b>

**Table 3.4 CCCFF Current Budget, FY 2022-2023**

Operating (Non-Aid)	\$186,184.00
Aid	\$12,654,229.00
<b>Total Budgeted Expenditures (Including Encumbrances)</b>	<b>\$12,840,413.00</b>

**Table 3.5 CCCFF Projected Expenditures for FY 2023-2024**

Operating (Non-Aid)	\$120,157.00
Aid	\$9,051,265.00
<b>Total Projected Expenses</b>	<b>\$9,171,422.00</b>

**CCCFF Non-Selected Projects, 2023**

Each year, CCCFF is a highly competitive program. DED received many outstanding applications for award during the program’s 2023 Application Cycle. A review committee scrupulously scored all applications using the statutory review criteria, selecting awardees based on each applicant’s potential to benefit their community’s economic and civic vitality. As with prior application cycles, the requested amount of funding exceeded the amount available for award (see Table 3.6 for a list of non-selected applications).

The CCCFF committee values creativity, resourcefulness, and collaborative local leadership in communities’ development planning. While the non-selected projects listed in Table 3.6 scored lower than awarded projects, the committee encourages applicants to continue strengthening public-private partnerships and prioritizing community development projects. All applications are reviewed for compliance with the statutory thresholds for project location, project ownership, project operation, local match, and—where the project involves a historic property—documentation of approval from the State Historic

Preservation Officer (SHPO).

Projects with a higher level of local matching funds are preferred over those with a lower level of matching funds. At least fifty percent of the local match must be in cash.

In accordance with statute, applications for planning projects are scored for financial support; assistance from the fund shall be matched at least equally from local sources.

Applications for capital construction projects are scored for five criteria, set in statute, as described below.

1. **Retention Impact:** Funding decisions by DED are based on the likelihood of the project retaining existing residents in the community where the project is located; developing, sustaining, and fostering community connections; and enhancing the potential for economic growth in a manner that will sustain the quality of life and promote long-term economic development.
2. **New Resident Impact:** Funding decisions by DED are based on the likelihood of the project attracting new

residents to the community where the project is located.

3. **Visitor Impact:** Funding decisions by DED are based on the likelihood of the project enhancing or creating an attraction that would increase the potential of visitors to the community where the project is located.
4. **Readiness and Local Public Support:** Funding decisions by DED are based on the fiscal, economic, and operational capacity of the applicant—and of any political subdivision that owns the eligible facility jointly with the applicant—to finance and manage the project, and to operate the eligible facility.
5. **Project Planning:** In making funding decisions, DED gives preference to projects with completed technical assistance and feasibility studies over those with no prior planning.

The narratives on pages 26-31 provide the CCCFF review committee’s scoring rationale for applicants not selected to receive funding during the 2023 Application Cycle.

**Table 3.6 CCCFF Non-Select Projects, 2023 Program Year**

Municipality	Category	Amount Requested	Cash Match	In-Kind Match	Total Project Budget
City of Alma	Historic Building: Cultural Center	\$562,000.00	\$617,277.54	\$0	\$1,179,277.54
City of Beatrice	Recreation Center: Park	\$166,385.00	\$166,385.00	\$0	\$332,770.00
Village of Belden	Recreation Center: Aquatic Center	\$268,149.00	\$268,149.00	\$0	\$536,298.00
City of Bennington	Recreation Center: Park	\$562,000.00	\$965,229.55	\$0	\$1,527,229.55
Village of Callaway	Recreation Center: Aquatic Center	\$562,000.00	\$562,000.00	\$0	\$1,124,000.00

Municipality	Category	Amount Requested	Cash Match	In-Kind Match	Total Project Budget
Village of Dunbar	Civic Center: Community Hall/Community Center	\$50,000.00	\$50,000.00	\$0	\$100,000.00
Village of Elk Creek	Civic Center: Community Hall/Community Center	\$245,000.00	\$245,000.00	\$0	\$490,000.00
Village of Elsie	Recreation Center: Park	\$15,000.00	\$33,657.00	\$14,000.00	\$62,657.00
City of Fremont	Civic Center: Library	\$1,125,000.00	\$9,642,698.00	\$0	\$10,767,698.00
City of Gothenburg	Civic Center: Conference or Convention Center	\$562,000.00	\$10,812,488.00	\$0	\$11,374,488.00
City of Gretna	Civic Center: Library	\$500,000.00	\$700,000.00	\$0	\$1,200,000.00
Village of Kenesaw	Civic Center: Community Hall/Community Center	\$450,000.00	\$450,000.00	\$0	\$900,000.00
Village of Lawrence	Civic Center: Community Hall/Community Center	\$562,000.00	\$563,141.00	\$0	\$1,125,141.00
City of Lyons	Recreation Center: Park	\$430,755.00	\$430,755.00	\$0	\$861,510.00
Village of Nemaha	Civic Center: Community Hall/Community Center	\$400,000.00	\$500,000.00	\$11,000.00	\$911,000.00
City of North Platte	Recreation Center: Aquatic Center	\$1,125,000.00	\$7,000,000.00	\$0	\$8,125,000.00
City of Papillion	Civic Center: Museum	\$1,125,000.00	\$13,884,800.00	\$0	\$15,009,800.00
City of Peru	Public Space: Outdoor Plaza	\$100,000.00	\$132,130.00	\$0	\$232,130.00
Village of Potter	Civic Center: Community Hall/Community Center	\$300,000.00	\$389,000.00	\$0	\$689,000.00
City of Seward	Recreation Center: Wellness Center	\$562,000.00	\$17,306,628.00	\$250,000.00	\$18,118,628.00
City of South Sioux City	Recreation Center: Gymnasium or Indoor Rec Facility	\$750,000.00	\$750,000.00	\$0	\$1,500,000.00
Village of Staplehurst	Recreation Center: Gymnasium or Indoor Rec Facility	\$535,470.00	\$584,930.00	\$0	\$1,120,400.00
Village of Walthill	Civic Center: Community Hall/Community Center	\$400,000.00	\$1,100,000.00	\$0	\$1,500,000.00
City of West Point	Recreation Center: Aquatic Center	\$562,000.00	\$6,495,000.00	\$0	\$7,057,000.00
<b>Total</b>		<b>\$11,919,759.00</b>	<b>\$73,649,268.09</b>	<b>\$275,000.00</b>	<b>\$85,844,027.09</b>

**CCCFF Non-Select Project Narrative Descriptions, Application Year 2023**

► **The City of Alma** sought funding to renovate the city auditorium located in downtown Alma on Main Street. The city has owned and operated the auditorium since 1943. Proposed enhancements included ensuring ADA accessibility and compliance, improving lighting and acoustics, and replacing damaged windows and doors.

*Reason for non-selection:* Compared to awarded projects, the application was not as strong in the areas of retention impact and visitor impact. The review committee noted a desire for a stronger case of how this renovation project would keep people in the community. Additionally, per CCCFF guidelines, historic buildings require a SHPO letter determining National Register eligibility and whether the proposed project will adversely impact the historic building. This letter was not included in the application

► **The City of Beatrice** applied for funds to assist with improvements at Hannibal Park—a softball complex with seven fields. Proposed improvements included relocating Field #5, new backstops for Fields #4 and #5, a new scoreboard for Field #1, installing a trail between Fields #4 and #5, and improvements to the common area between Fields #1, #2, and #3.

*Reason for non-selection:* The review committee wanted to see more targeted data on field usage and the potential for increased tournament activity. The committee also desired more compelling narrative on the specific ways the project would impact the community, new

residents, and visitors. Additionally, the amount of secured funds on hand was less than for awarded projects.

► **The Village of Belden** applied for funds to support an improvement project at the local swimming pool. The proposed project included an ADA-compliant bathhouse, a rewired electrical system, a new filtration system, a new piping system, joint and main drain work, and a new finish for the pool.

*Reason for non-selection:* The review committee wanted more project- and community-specific narrative to explain how the project would impact retention, benefit new residents, and impact visitors. The committee also desired more evidence of public input and local support. Additionally, per CCCFF guidelines, historic buildings require a SHPO letter determining National Register eligibility and whether the proposed project will adversely impact the historic building. This letter was not included in the application.

► **The City of Bennington** sought funds to support initial construction of the 50-acre Neumeyer Farm Park & Athletic Complex. The proposed project would complete the first phase of the project, consisting of 10 acres. Phase one of the project involved creation of a large athletic field for youth soccer and football teams of all ages and skill levels. Phase one also included development of parking, accessible walking trails, and multi-purpose greenspaces.

*Reason for non-selection:* Compared to awarded projects, the application was not as competitive in the areas of new resident and retention impact. Reviewers were

also concerned about the long-term viability of the project given the application’s comments about the difficulties of maintaining existing parks.

► **The Village of Callaway** requested funds to demolish the existing pool facilities at Morgan Park and construct a new facility at the same location.

*Reason for non-selection:* Compared to awarded projects, the application was not as competitive in the areas of new resident, visitor, and retention impact. The review committee expressed a desire for more detailed discussion on the project’s impact in these areas.

► **The Village of Dunbar** requested funds to renovate and revitalize the community building located at 105 East Nebraska Street, within the Village’s former fire hall. Proposed enhancements consisted of exterior façade improvements, interior renovations for the walls of the facility, and remodeled restrooms.

*Reason for non-selection:* Compared to awarded projects, the application was not as competitive in the areas of new resident and visitor impact. More clearly describing the multiple uses for the facility would have strengthened the application. Additionally, per CCCFF guidelines, historic buildings require a SHPO letter determining National Register eligibility and whether the proposed project will adversely impact the historic building. This letter was not included in the application.

► **The Village of Elk Creek** requested funds to construct a new 2,400-square-foot, ADA-compliant community center on Ash Street.



Top and bottom photos: Johnson Park Improvements, Norfolk.

*Reason for non-selection:* Compared to awarded projects, the application was not as competitive in the areas of visitor impact, readiness and local support, and project planning. The committee wanted more specific narrative describing how the facility would be used, data on increased capacity, and evidence of differentiation from other area community centers. Additionally, the amount of secured funds on hand was less than for awarded projects.

- ▶ **The Village of Elsie** requested funds to install playground equipment at City Park on the west edge of town.

*Reason for non-selection:* In all areas of the application, the committee deemed the narrative responses to be too broad in scope. The committee desired more detail such as how the proposal would increase park utilization or how its equipment would be maintained.

- ▶ **The City of Fremont** requested funds to support the expansion and renovation of Keene Memorial Library. Proposed activities were to add meeting room spaces, install a fiber optic network, update the HVAC system, and create a dedicated computer lab.

*Reason for non-selection:* The application scored average in the areas of retention impact, new resident impact, and visitor impact. It could have been strengthened by providing more specific data, such as tracking out-of-town visitors and providing examples of limited attendance at events due to cramped space. Additionally, per CCCFF guidelines, historic buildings require a SHPO letter determining National Register eligibility and whether the proposed project will adversely impact the historic building. This letter was not included in the application.

- ▶ **The City of Gothenburg** requested funds to construct the Gothenburg Impact Center. The proposed building would include a civic center to be used by the community for conferences, meetings, and events. It would also include a sports training center, a healthy families center, and an early learning center.

*Reason for non-selection:* Compared to awarded projects, the application was not as competitive in the area of visitor impact. Describing how the project would appeal to new residents—and more clarity about its multiple uses—would have strengthened the application. Additionally, while there is an extensive funding plan in place, the amount of secured funds on hand was less than for awarded projects.

- ▶ **The City of Gretna** applied for CCCFF funds to plan a new site and building to house the municipality's city hall functions and library services.

*Reason for non-selection:* The city's application for planning funds did not meet the threshold for scoring. The City of Gretna received a planning grant during the 2022 program cycle for the Gretna Public Library. Under the program's authorizing statutes, a municipality may receive only one grant per category (planning or construction) in a two-year period.

- ▶ **The Village of Kenesaw** requested funds for a new building to house city offices and a community center. The proposed building would be located downtown near the business district.

*Reason for non-selection:* Compared to awarded projects, the application was not as competitive in the areas of retention impact, new resident impact, or visitor impact. The review committee would have appreciated more specifics, such as examples of activities at the new facility and description of how the facility would differ from options in surrounding communities. Adding a facility maintenance sustainability plan also would have strengthened the application.

- ▶ **The Village of Lawrence** sought funds to construct a new community/fitness center to replace the current American Legion Post 45 Hall in downtown Lawrence.

*Reason for non-selection:* Compared to awarded projects, the application wasn't as competitive

in the areas of retention impact and new resident impact. The review committee wanted more detail regarding how the facility would provide benefit in these areas. Additionally, per CCCFF guidelines, historic buildings require a SHPO letter determining National Register eligibility and whether the proposed project will adversely impact the historic building. This letter was not included in the application.

- ▶ **The City of Lyons** sought funds to repair two historic buildings owned by the city in the downtown area. The city also requested funds to build a structure at the park to provide better access to restrooms and concessions. Additionally, the city proposed to construct a nearby storm shelter with an adjacent pavilion to be used for picnics and other community gatherings.

*Reason for non-selection:* Compared to awarded projects, the application wasn't as competitive in the area of retention impact. The review committee would have liked more details on the referenced historic building repairs. Additionally, per CCCFF guidelines, historic buildings require a SHPO letter determining National Register eligibility and whether the proposed project will adversely impact the historic building. This letter was not included in the application.

- ▶ **The Village of Nemaha** requested funds to construct a new, 3,400-square-foot community center at 407 1st Street.

*Reason for non-selection:* Compared to awarded projects, the application wasn't as competitive in the areas of visitor impact and

new resident impact. The committee wanted more specifics in these areas, such as clarifying the benefits of the center to school-aged children and providing details about how visitors might use the center.

- ▶ **The City of North Platte** requested funds to revitalize and expand Cody Park Pool, create a water park at Cody Pool, and relocate a skate park to Cody Park.

*Reason for non-selection:* While the application scored above average in all five categories, the committee wanted more details of how the expansion/revitalization was prioritized through the planning process. Additionally, per CCCFF guidelines, historic buildings require a SHPO letter determining National Register eligibility and whether the proposed project will adversely impact the historic building. This letter was not included in the application.

- ▶ **The City of Papillion** requested funds to assist Sarpy County Historical Society with the relocation and construction of a new, larger, and modern museum campus in the heart of Sarpy County near Highway 370 and South 90th Street. The proposed museum campus would offer more exhibits and interactive displays, allow for expanded educational programs, and provide much-needed space for archival storage.

*Reason for non-selection:* Compared to awarded projects, the application wasn't as competitive in the areas of retention impact and new resident impact. The committee desired more information about how the museum might add a desirable amenity for residents



Pickrell received a CCCFF construction award for the project in 2023.

and potential residents, along with details about educational/entertainment programs that may be attractive to current and new residents. Moreover, awarded projects had more secured funds on hand.

- ▶ **The City of Peru** sought funds for site preparation and construction of new modular playground equipment in Sid Brown Memorial Park.

*Reason for non-selection:* Compared to awarded projects, the application wasn't as competitive in the areas of visitor impact and new resident impact. The review committee desired more detail in those areas. For example, the application could have been strengthened by providing community data of young families likely to utilize the playground or examples of ways to promote the playground to visitors.

- ▶ **The Village of Potter** requested funds to renovate its 1917 theatre, which currently serves as a community civic center. The project would renovate the interior and exterior of the existing hall and construct an annex to provide barrier-free bathrooms and a kitchen.

*Reason for non-selection:* The committee would have liked more specific narrative responses in all five categories. Also, the amount of secured funds on hand was less than those of awarded projects. Additionally, per CCCFF guidelines, historic buildings require a SHPO letter determining National Register eligibility and whether the proposed project will adversely impact the historic building. This letter was not included in the application.

- ▶ **The City of Seward** requested funds to support construction of a community-based wellness center. The project is located on the north edge of the city, near the Seward Middle School. Through construction and operation of the Seward Wellness Center, the city intends to provide year-round fitness, recreation, and education opportunities for all residents; meet additional needs for before and after school childcare programs; and provide facilities and opportunities for indoor competitive sports.

*Reason for non-selection:* Compared to awarded projects, the application wasn't as competitive in the areas of visitor impact and new resident impact. The committee wanted more specifics in those areas, such as discussion of unique facility features and narrative of how the facility's programs would differ from those available at other wellness centers in the area.

- ▶ **The City of South Sioux City** requested funds to help Siouxland Tennis Association attach a metal frame building to its existing facility to provide space for three additional indoor tennis courts.

*Reason for non-selection:* The application had average scores in all categories, except for readiness/local public support for which it received an above-average score. The committee desired more details on the impact of the expansion, e.g., projections for increased facility utilization and economic impact numbers. Additionally, including more discussion of the planning process may have improved scoring.

- ▶ **The Village of Staplehurst** requested funds for the Staplehurst Rec Center—a joint effort between the village and Our Redeemer Lutheran Church and School (ORLC). The multi-purpose facility would include a basketball court with bleachers on one side of the court. Plans are for the center to be attached to the newly built school building (preschool through 8th grade) owned and operated by ORLC. The Village would own the center, and ORLC would manage, maintain, and operate it with a 99-year lease.

*Reason for non-selection:* Compared to awarded projects, the application wasn't as competitive in readiness and local support. Additional clarification on the separation of the school and community activities, building access, and facility operational capacity may have strengthened scores. Additionally, per CCCFF guidelines, historic buildings require a SHPO letter determining National Register eligibility and whether the proposed project will adversely impact the historic building. This letter was not included in the application.

- ▶ **Village of Walthill** requested funding for a 5,500-square-foot, pre-engineered steel building that would include community space, restrooms, a kitchen, mechanical room, and storage.

*Reason for non-selection:* Compared to awarded projects, the application wasn't as competitive in the areas of retention impact

and visitor impact. The narrative responses were too broad in scope and did not fully address the respective criteria.

- ▶ **The City of West Point** requested funds for a municipal pool to replace the existing pool which was built in 1985. The proposed pool would have zero-depth entry and provide opportunities for swimming lessons, swim team practices, and aerobics classes.

It would also have amenities such as diving boards, slides, a basketball hoop, a movable volleyball net, and play structures.

*Reason for non-selection:* The application received an average score in four of the five areas (it scored highly on planning). The committee wanted more specifics on those areas, such as planned activities and

operational management details. Additionally, the application may have scored better by including info on how the pool would differ from others in the area and details of planning study results.



Architectural rendering of the Callaway Pool project. Callaway received a CCCFF planning award for the project in 2022.



**PART 4:**  
THE NEBRASKA AFFORDABLE HOUSING TRUST FUND

*DED endeavors to create opportunities for all families to enjoy the Good Life, whatever their level of income. Through the Nebraska Affordable Housing Trust Fund (NAHTF), the Department provides financial assistance to help communities develop homes priced within reach of families with low to moderate incomes. NAHTF was established in 1996 through the Nebraska Affordable Housing Act. It is funded with a portion of the Nebraska Documentary Stamp Tax.*

DED serves as an investor in NAHTF projects, seeking to award applicants who demonstrate the strongest ability to use state resources to develop affordable homes. DED also partners with award winners to provide input into project design and to address any challenges that arise during project implementation.

NAHTFs are available to units of local government; public housing

authorities; community action agencies; and community-based, neighborhood-based, or reservation-based nonprofits and for-profit entities working in conjunction with one of the aforementioned eligible applicants. Awards support a range of activities including new home or rental construction, rehabilitation of housing units, and homeowner down payment assistance.

The awards may also be used for support activities performed in tandem with NAHTF-funded housing development.

NAHTF funds are awarded for projects that benefit households at or below 120% of the area median income.

**NAHTF Financial Information, Calendar Year 2023**

In 2023, revenue deposits from the documentary stamp tax to the NAHTF totaled \$14,571,019.74. Additionally, the fund earned interest of \$906,175.85.

DED received 70 applications for NAHTF assistance in calendar year 2023, totaling \$41,920,245. Twenty-three applicants were selected for award, in the combined amount of \$12,750,000. Table 4.1 displays information on award recipients, and Table 4.2 lists non-selected applicants.

Appropriated funds expended by the Department totaled \$13,499,535.06. All available funds were contracted to projects for the program year. The year-end

NAHTF balance as of December 31, 2023, was \$36,651,055.91. The Department's current estimated budget for administration of the NAHTF (spending authority for July 1, 2023-June 30, 2024) is \$990,497.78; the budget for aid during the same timeframe is \$39,464,964.50.

**NAHTF Awards and Outcomes, Calendar Year 2023**

DED awarded \$12,750,000 to 23 applicants in the 2023 NAHTF Program Year. These awards will make a tremendous impact across the state.

- ▶ Supporting the development of 264 housing units across Nebraska, with a combined \$24,484,829 in project costs.

- ▶ Generating \$2,354,400 in local cash match funds and \$42.3 million in community investment. These sums are evidence of the program's importance as a catalyst for local action to address housing needs.
- ▶ Leveraging \$9,380,429 in other funding.
- ▶ Creating an estimated 142 jobs in construction, the skilled trades and other related fields.

Table 4.1 provides detailed data on NAHTF awards for the calendar year.

**Table 4.1 NAHTF Awarded Projects, Calendar Year 2023**

Congressional District	Application Awarded	Organization Awarded	Project Location	Project Description	Project Summary	Grant Amount Requested	Amount Awarded	Amount of Cash Match	Percent of Cash Match	Amount Leveraged	Percent of Leverage	Total Project Cost	# of Units	Occupancy Rate	Expected Monthly Rent	Employment Generated	Community Investment
CD 2	23TFHP27025	Habitat for Humanity of Omaha, Inc.	Omaha	New Construction	Homebuyer	\$820,000	\$820,000	\$300,000	37%	\$0	0%	\$1,120,000	10	100%	N/A	6.5	\$1,933,309
CD 2	23TFHP27026	Habitat for Humanity of Omaha, Inc.	Papillion	New Construction	Homebuyer	\$820,000	\$425,000	\$102,000	24%	\$0	0%	\$527,000	5	100%	N/A	3.1	\$909,691
CD 2	23TFHP27027	Housing Foundation for Sarpy County	Papillion	New Construction	Homebuyer	\$845,000	\$845,000	\$100,000	12%	\$3,173,000	376%	\$4,118,000	15	100%	N/A	24.0	\$7,108,363
CD 2	23TFHO27024	Habitat for Humanity of Omaha, Inc.	Douglas County	Rehabilitation	Homeowner	\$845,000	\$845,000	\$50,000	6%	\$0	0%	\$895,000	40	100%	N/A	5.2	\$1,544,921
CD 2	23TFHO27005	Project Houseworks	Omaha	Rehabilitation	Homeowner	\$890,000	\$890,000	\$0	0%	\$0	0%	\$890,000	30	100%	N/A	5.2	\$1,536,290

Congressional District	Application Awarded	Organization Awarded	Project Location	Project Description	Project Summary	Grant Amount Requested	Amount Awarded	Amount of Cash Match	Percent of Cash Match	Amount Leveraged	Percent of Leverage	Total Project Cost	# of Units	Occupancy Rate	Expected Monthly Rent	Employment Generated	Community Investment
CD 1	23TFHP16018	Lincoln/Lancaster County Habitat for Humanity, Inc.	City of Lincoln	New Construction Homebuyer Assistance	Homebuyer	\$800,000	\$800,000	\$150,000	19%	\$240,000	30%	\$1,190,000	6	100%	N/A	6.9	\$2,054,141
CD 1	23TFHP16019	Nebraska Housing Resource	City of Lincoln	Homebuyer Assistance Only	Homebuyer	\$302,500	\$302,500	\$75,000	25%	\$0	0%	\$377,500	15	100%	N/A	2.2	\$651,629
CD 1	23TFHP16020	NeighborWorks Lincoln	City of Lincoln	New Construction Homebuyer Assistance	Homebuyer	\$805,000	\$805,000	\$60,000	7%	\$0	0%	\$865,000	7	100%	N/A	5.0	\$1,493,136
CD 1	23TFHP16021	NeighborWorks Lincoln	City of Lincoln	Homebuyer Assistance Rehabilitation	Homebuyer	\$832,500	\$832,500	\$60,000	7%	\$0	0%	\$892,500	25	100%	N/A	5.2	\$1,540,606
CD 1	23TFHO16022	Village of Beaver Crossing	Beaver Crossing	Rehabilitation	Homeowner	\$485,000	\$287,500	\$0	0%	\$0	0%	\$287,500	6	100%	N/A	1.7	\$496,273
CD 1	23TFHO17017	Habitat for Humanity of Omaha, Inc.	Bellevue	Rehabilitation	Homeowner	\$845,000	\$510,000	\$12,400	2%	\$0	0%	\$522,400	24	100%	N/A	3.0	\$901,751
CD 1	23TFHO16023	City of Milford	Milford	Rehabilitation	Homeowner	\$485,000	\$287,500	\$0	0%	\$0	0%	\$287,500	6	100%	N/A	1.7	\$496,273
CD 3	23TFHP37011	Habitat for Humanity Omaha, Inc.	Blair	New Construction	Homebuyer	\$795,000	\$795,000	\$300,000	38%	\$525,000	66%	\$1,620,000	5	100%	N/A	9.4	\$2,796,393
CD 3	23TFHO36006	Blue Valley Community Action	Butler, Fillmore, Gage, Jefferson, Polk, Saline, Seward, Thayer, and York counties	Rehabilitation	Homeowner	\$661,000	\$661,000	\$10,000	2%	\$0	0%	\$671,000	14	100%	N/A	3.9	\$1,158,259
CD 3	23TFHO33012	Southwest Nebraska Community Betterment Corporation	Chase, Dundy, Hayes, Hitchcock, and Perkins counties	Rehabilitation	Homeowner	\$485,000	\$431,000	\$0	0%	\$46,000	11%	\$477,000	9	100%	N/A	2.8	\$823,382
CD 3	23TFRH34007	Central Nebraska Growth Foundation	Grand Island	New Construction (3 - 5 plex buildings)	Rental	\$845,000	\$845,000	\$200,000	24%	\$2,512,922	297%	\$3,557,922	15	93%	N/A	20.7	\$6,141,573
CD 3	23TFRH34008	City of Kearney	Kearney	New Construction	Rental	\$845,000	\$845,000	\$750,000	89%	\$2,565,000	304%	\$4,160,000	24	93%	N/A	24.2	\$7,180,862
CD 3	23TFRH34009	City of Minden	Minden	Rehabilitation Conversion (Albers)	Rental	\$802,500	\$802,500	\$10,000	1%	\$272,507	34%	\$1,085,007	5	93%	N/A	6.3	\$1,872,905
CD 3	23TFRH34010	City of Wood River	Wood River	Rehabilitation Conversion	Rental	\$565,500	\$565,500	\$167,000	30%	\$0	0%	\$732,500	3	93%	N/A	4.3	\$1,264,419

Congressional District	Application Awarded	Organization Awarded	Project Location	Project Description	Project Summary	Grant Amount Requested	Amount Awarded	Amount of Cash Match	Percent of Cash Match	Amount Leveraged	Percent of Leverage	Total Project Cost	# of Units	Occupancy Rate	Expected Monthly Rent	Employment Generated	Community Investment
CD 3	23TFTA33013	Cozad Development Corporation	Cozad	Non-Profit Technical Assistance	Technical Assistance	\$35,000	\$30,000	\$0	0%	\$0	0%	\$30,000	N/A	N/A	N/A	0.2	\$51,785
CD 3	23TFTA34014	Hope Harbor	Grand Island	Non-Profit Technical Assistance	Technical Assistance	\$50,000	\$45,000	\$0	0%	\$0	0%	\$45,000	N/A	N/A	N/A	0.3	\$77,678
CD 3	23TFTA33015	Southwest Nebraska Community Betterment Corporation	Chase, Dundy, Hayes, Hitchcock, and Perkins counties; City of McCook	Non-Profit Technical Assistance	Technical Assistance	\$50,000	\$50,000	\$8,000	16%	\$46,000	92%	\$104,000	N/A	N/A	N/A	0.6	\$179,522
CD 3	23TFTA33016	West Central Nebraska Development District	Arthur, Chase, Dawson, Dundy, Frontier, Furnas, Gosper, Grant, Hayes, Hitchcock, Hooker, Keith, Lincoln, Logan, McPherson, Perkins, Red Willow, and Thomas counties	Non-Profit Technical Assistance	Technical Assistance	\$50,000	\$30,000	\$0	0%	\$0	0%	\$30,000	N/A	N/A	N/A	0.2	\$51,785
<b>Total</b>						<b>\$13,959,000</b>	<b>\$12,750,000</b>	<b>\$2,354,400</b>		<b>\$9,380,429</b>		<b>\$24,484,829</b>	<b>264</b>			<b>142</b>	<b>\$42,264,945</b>

### NAHTF Supports Development of Affordable Housing in Blair

On April 18, 2024, DED teammates joined with Habitat for Humanity Omaha staff and community partners to celebrate a groundbreaking in Blair. The ceremony marked the start of a new housing subdivision in the West Valley Development. The development will provide 30 new single-family units, five of which are funded through the Nebraska Affordable Housing Trust Fund (NAHTF).



Groundbreaking to celebrate the start of a new subdivision in Blair.

### Hastings Transforms Old Garage into New Housing with Help from NAHTF Award

On April 25, 2024, the DED team joined leaders in Hastings to celebrate the ribbon cutting of Garage Flats. The housing project used Nebraska Affordable Housing Trust Funds to convert an old garage into two modern rental units. On a neighboring lot, the community has developed two additional rental housing units with financial assistance from local Rural Workforce Housing Funds.



The Garage Flats housing project in Hastings.

## Leaders in Bertrand Use NAHTF Award to Develop Housing, Grow Their Community

One leader's initiative has energized activity in Bertrand to build housing and spark growth in the community. LaDonna Bennett is a lifelong resident of the Bertrand area in Phelps County. She began working as the Clerk/Treasurer for the Village of Bertrand in 1984 and now serves as executive director of the community's housing authority.

Five or six years ago, LaDonna and the Housing Authority Board became concerned about the growing waitlist of applicants for the town's income-qualified, one-bedroom apartments. "People wanted to move here, like schoolteachers, but there was no place to live," she said. LaDonna reached out to Sharon Hueftle of the South Central Economic Development District (SCEDD) to discuss what could be done. That phone call was a catalyst for housing initiatives that are transforming Bertrand.

Sharon and her team at SCEDD worked with LaDonna and the Housing Authority Board to submit a NAHTF application through the Nebraska Affordable Housing Trust Fund program. The application outlined plans to construct five new two-bedroom apartments in the community. Around that same time, LaDonna learned that Phelps County expected significant job growth as a result of successful business attraction. It was a welcome development, but one that intensified the need for more housing.

It was encouraging, then, when leaders in Bertrand received word from the Nebraska Department of Economic Development that their application had been approved for \$525,000 of NAHTF funds (2022 program

year). "As you can imagine, we were all very, very excited to learn of the award," LaDonna said. "It inspired community members to form a new group, the Bertrand Community Builders, to make additional investments in housing. When they saw we had won the grant, they began talking, looking around town, and seeing what else they could do."

The housing projects are bringing in more young families, said LaDonna, which benefits the local school system. Attracting new residents also infuses fresh vision as Bertrand looks to the future. "Young people have good ideas. Maybe they're not the same ideas we older people have," she joked, "but they're good ideas."

Envisioning, planning, and implementing new housing projects involves the coordinated efforts of community partners. LaDonna credited SCEDD for their hard work on the application. She thanked the Phelps County Development Corporation for providing assistance to buy land for the housing project. She also emphasized the great work done by the Village of Bertrand's board to support the apartments being funded through the NAHTF award.

The community's hard work culminated in a ribbon-cutting celebration on May 23, 2024. Governor Jim Pillen was on hand to help the Village of Bertrand celebrate its new housing five-plex. The project is proof of what can be accomplished in rural communities when leaders take action to tackle the housing crunch.



Gov. Pillen takes part in a ribbon-cutting ceremony to help the community of Bertrand celebrate new housing developed with support from the NAHTF.



**NAHTF Non-Selected Projects, Calendar Year 2023**

For NAHTF funding requests under the 2023 Annual Cycle, DED first examined all applications to determine they met threshold criteria (e.g., eligible applicant, eligible activities, etc.) before scoring proposals based on the following selection criteria:

**Housing Development Proposals (455 points possible)\*:**

- ▶ Project Design (100 points possible)
- ▶ Need and Impact (100 points possible)
- ▶ Legislative Priorities, e.g. projects in an Enterprise or Opportunity zone (10 points possible)
- ▶ Capacity and Collaboration (50 points possible)
- ▶ Disaster Recovery (5 points possible)
- ▶ Affordability Period (10 points possible)
- ▶ New Units Created (30 points possible)
- ▶ Matching Funds (50 points possible)
- ▶ Preservation of Units (50 points possible)
- ▶ Project Financing (50 points possible)

*\*Not every housing development project was eligible for the 455 possible points. For example, housing rehab projects could not receive new unit points.*

For housing projects in the 2023 Annual Cycle, all applications receiving a score of 280 or higher were funded in Congressional District 1; all applications in Congressional District 2 receiving a score of 320 or higher were funded; and all applications receiving a score of 323 or higher were funded in Congressional District 3. Additionally, DED awarded program discretionary funds to two other applicants in Congressional District 3—the City of Minden and Southwest Nebraska Community Betterment Corporation.

For nonprofit technical assistance projects, no applications in Congressional District 1 met the minimum scoring threshold. No applications for technical assistance were received from entities in Congressional District 2. All eligible technical assistance applications in Congressional District 3 were funded.

In all, 23 projects received funding out of 70 total applications. Table 4.2 provides information on non-select projects for the 2023 calendar year.

**Table 4.2 NAHTF Non-Selected Projects, Calendar Year 2023**

Applicant Organization	Project Location	Project Description	Project Summary	Grant Amount Requested	Amount of Match (Cash)
Centro Hispano	Columbus	New Construction	Rental	\$845,000	\$0
Cuming County Economic Development	West Point	New Construction	Rental	\$800,000	\$282,000
Fremont Area Veterans Coalition	Dodge County	Homebuyer Assistance Only	Homebuyer	\$50,000	\$5,000
Fremont Area Veterans Coalition	Dodge County	Non-Profit Technical Assistance	Technical Assistance	\$50,000	\$0
Habitat for Humanity of Columbus	Columbus	New Construction Homebuyer Assistance	Homebuyer	\$575,000	\$100,000
Habitat for Humanity of Omaha, Inc.	Bellevue, Gretna, and Plattsmouth	Homebuyer Assistance Only	Homebuyer	\$645,000	\$25,000

Applicant Organization	Project Location	Project Description	Project Summary	Grant Amount Requested	Amount of Match (Cash)
NeighborWorks Northeast Nebraska	Butler, Colfax, Cuming, Madison, Pierce, Platte, Stanton, and Wayne counties	Purchase/Rehab/Resale Homebuyer Assistance	Homebuyer	\$867,500	\$300,000
Norfolk Housing Agency	Norfolk	Rehabilitation	Homeowner	\$498,000	\$80,000
Carole's House of Hope	Omaha	New Construction	Rental	\$750,000	\$750,000
Habitat for Humanity of Omaha, Inc.	Douglas County	Purchase/Rehab/Resale	Homebuyer	\$470,000	\$0
Habitat for Humanity of Omaha, Inc.	Douglas County	Homebuyer Assistance Only	Homebuyer	\$815,000	\$100,000
Holy Name Housing Corporation	Omaha	New Construction	Rental	\$535,000	\$0
Holy Name Housing Corporation	Omaha	New Construction	Rental	\$535,000	\$0
inCOMMON Housing	Omaha	New Construction	Rental	\$750,000	\$750,000
POC Collaborative	Omaha	New Construction	Rental	\$820,000	\$0
Aurora Housing Development Corporation	Aurora	New Construction	Rental	\$845,000	\$0
Blue Valley Community Action	Butler, Fillmore, Gage, Jefferson, Polk, Saline, Seward, Thayer, and York counties	Homebuyer Assistance Rehabilitation	Homebuyer	\$382,000	\$10,000
Blue Valley Community Action	Gage County	Rehabilitation Lease-to-own	Homebuyer	\$792,565	\$10,000
City of Central City	Central City	New Construction	Rental	\$845,000	\$0
Central Nebraska Growth Foundation	Grand Island	New Construction (20-Unit Project)	Rental	\$845,000	\$200,000
Central Nebraska Growth Foundation	Grand Island	New Construction (3 buildings – 30 units)	Rental	\$845,000	\$200,000
City of Fairbury	Fairbury	Rehabilitation	Homeowner	\$624,500	\$0
City of Hastings Community Redevelopment Authority	Hastings	Rehabilitation Conversion	Rental	\$750,000	\$75,000
City of Hastings Community Redevelopment Authority	Hastings	New Construction	Rental	\$750,000	\$0

Applicant Organization	Project Location	Project Description	Project Summary	Grant Amount Requested	Amount of Match (Cash)
Habitat for Humanity of North Platte	North Platte	New Construction	Homebuyer	\$130,100	\$0
Habitat for Humanity of Omaha, Inc.	Burt County	Rehabilitation	Homeowner	\$150,000	\$0
Housing Authority of St. Paul	St. Paul	Rehabilitation	Rental	\$350,000	\$0
City of Imperial	Imperial	New Construction Homebuyer Assistance	Homebuyer	\$595,000	\$0
City of Kearney	Kearney	Rehabilitation	Rental	\$531,500	\$0
City of Lexington	Lexington	New Construction	Rental	\$845,000	\$0
Midwest Housing Initiative	Beatrice	New Construction	Rental	\$445,387	\$0
City of Minden	Minden	Rehabilitation Conversion (Bank)	Rental	\$802,500	\$75,000
Village of Niobrara	Niobrara	New Construction	Rental	\$800,000	\$0
Village of Otoe	Otoe	Rehabilitation	Homeowner	\$485,000	\$0
City of Pawnee City	Pawnee City	Rehabilitation	Homeowner	\$624,500	\$0
City of Pierce	Pierce	New Construction	Rental	\$800,000	\$35,000
City of Randolph	Randolph	New Construction	Rental	\$750,000	\$300,000
Southwest Nebraska Habitat for Humanity	McCook	New Construction Homebuyer Assistance	Homebuyer	\$393,000	\$30,000
Southwest Nebraska Community Betterment Corporation	Grant	New Construction Homebuyer Assistance	Homebuyer	\$363,000	\$60,000
Three River Housing Corporation	Tekamah	Rehabilitation	Rental	\$380,000	\$10,000
City of Tilden	Tilden	New Construction	Rental	\$252,693	\$243,984
Western Nebraska Housing Opportunity	Morrill and Scotts Bluff counties	Homebuyer Assistance Rehabilitation	Homebuyer	\$339,000	\$0
Western Nebraska Housing Opportunity	Gering	New Construction Homebuyer Assistance	Homebuyer	\$785,000	\$25,500
Kearney Community Sustainable Housing	Kearney	New Construction	Rental	\$750,000	\$0
Kearney Community Sustainable Housing	Kearney	Non-Profit Technical Assistance	Technical Assistance	\$50,000	\$0
Keating Family Foundation	Atkinson	New Construction	Rental	\$810,000	\$310,000
City of Kearney	Kearney	New Construction	Rental	\$845,000	\$0
<b>Total</b>				<b>\$27,961,245</b>	<b>\$3,976,484</b>

Per the requirements of the Nebraska Affordable Housing Act and NAHTF regulations, DED allocated at least 30% of NAHTF monies to each of Nebraska's three U.S. Congressional Districts, reflecting 90% of the estimated NAHTF allocation. The remaining 10% of the NAHTF allocation was invested in housing projects within U.S. Congressional District 3. A breakdown of program funding by district is displayed in Table 4.3.

**Table 4.3 NAHTF Funding by Congressional District, Calendar Year 2023**

District	Amount Awarded	Percentage of Funds Awarded
Congressional District 1	\$3,825,000	30%
Congressional District 2	\$3,825,000	30%
Congressional District 3	\$5,100,000	40%
<b>Total</b>	<b>\$12,750,000</b>	<b>100%</b>

### Village of Clearwater Earns NAHTF Award for Construction of Beautiful New Duplex

In April 2024, the Nebraska Commission on Housing and Homelessness honored the Village of Clearwater with a 2024 Nebraska Affordable Housing Trust Fund Award. The annual NAHTF awards presentation was established in 2018 to recognize organizations and projects that leverage Nebraska Affordable Housing Trust Funds to create high-quality, affordable housing.

The Village of Clearwater used NAHTF funds to collaborate with Stearns Construction on the construction of a beautiful new duplex. In August 2023, the community held a ribbon-cutting ceremony to celebrate completion of the project. Both units have since been sold.



Above: A duplex in Clearwater developed with the support of a NAHTF award.

Left: Clearwater is recognized with a 2024 Nebraska Affordable Housing Trust Fund Award.

**PART 5:**  
THE RURAL WORKFORCE HOUSING FUND

*The availability of attractive, affordable homes is a major selling point for a community when seeking to welcome new families and recruit business investment. The Rural Workforce Housing Fund (RWHF) was established in 2017 through the Rural Workforce Housing Investment Act. DED administers the RWHF to support the development of affordable housing in counties with populations under 100,000.*

On a competitive basis, DED provides RWHF awards to non-profit development organizations, who invest the funding to develop high-quality, affordable housing. RWHF applicants must supply a match to be eligible for award, and they often partner with local businesses and financial institutions to raise the local match.

Many awardees use the RWHF dollars to create revolving loan funds. These funds are used to finance the construction of homes for working families. Upon sale of the homes, the money is repaid to the fund so

that it can be loaned again. This creates an ongoing funding instrument for housing development.

**RWHF – 2020 Program Year**

Given the tremendous success of the initial RWHF funding cycle in 2018, the Unicameral allocated an additional \$10 million to the fund in 2020. During 2021, DED awarded these funds to 17 recipients who contributed a total of \$10.7 million in local match. As of the end of 2023, the RWHF 2020 Program Year had resulted in the construction of 158 housing units with an-

other 289 in progress. RWHF 2020 Program Year recipients invested a combined \$13.49 million of award and match into housing projects during 2023. These investments are displayed in Table 5.1.

Note that data provided in Tables 5.1 and 5.2 are only for those RWHF awardees who made new investments in 2023. Historic data for RWHF recipients is provided in DED’s previous annual reports to the Nebraska Legislature, which are available at [opportunity.nebraska.gov/programs/plans-reports](http://opportunity.nebraska.gov/programs/plans-reports).

**RWHF Supports Housing Construction in Scottsbluff**

Using Rural Workforce Housing Funds awarded by DED, Twin Cities Development completed an 8-unit townhome project built by Mesner Development and located on Circle Drive in Scottsbluff.



**Table 5.1** Rural Workforce Housing Fund, Investments in 2023 by Recipients of RWHF (2020 Program Year)

Awardee	Project Area	RWHF Investment	Match Amount
Aurora Housing Development Corporation	Aurora	\$837,375	\$0
Cozad Development Corporation	Cozad	\$707,000	\$707,000
Crete Housing & Development Corporation	Crete	\$550,000	\$550,000
Cuming County Economic Development, Inc.	Cuming County	\$314,112	\$264,112
Gothenburg Improvement Company	Gothenburg	\$484,277	\$484,346
Grand Island Area Economic Development Corporation	Grand Island	\$1,000,000	\$1,000,000
Keith County Housing Development Corporation	Keith County	\$166,172	\$252,398
McCook Economic Development Corporation	Red Willow County	\$284,230	\$163,745
NeighborWorks Northeast Nebraska	Columbus	\$350,000	\$150,000
North Platte Area Chamber Development	North Platte	\$264,500	\$264,500
Pender Community Development, Inc.	Pender	\$439,213	\$221,179
Schuyler Community Development, Inc.	Schuyler	\$500,000	\$0
Seward County Chamber & Development Partnership	Seward County	\$696,681	\$696,681
South Central Economic Development District		\$216,767	\$220,832
Twin Cities Development	Kimball, Morrill, and Scotts Bluff counties	\$877,500	\$828,698
<b>Total</b>		<b>\$7,687,827</b>	<b>\$5,803,491</b>

## RWHF – 2022 Program Year

In 2022, the Nebraska Legislature approved a general fund allocation of \$29,555,112 to the Rural Workforce Housing Fund. In May 2023, DED awarded \$22,805,000 of these funds to 27 non-profit

housing organizations. DED then awarded the remaining \$6,750,112 to 10 recipients in January 2024. Over the two rounds of funding for the RWHF 2022 Program Year, awardees contributed \$13.98 million in matching funds. RWHF 2022 Program Year recipients

invested \$3.48 million of award and match into housing projects during 2023 (see Table 5.2). As of the end of 2023, 60 housing units were in progress using funds from RWHF in the 2022 Program Year.

**Table 5.2 Rural Workforce Housing Fund, Investments in 2023 by Recipients of RWHF (2022 Program Year)**

Awardee	Project Area	RWHF Investment	Match Amount
Albion Economic Development Corporation	Albion	\$450,000	\$300,000
Greater Fremont Development Council	Fremont	\$420,000	\$25,000
McCook Economic Development Corporation	McCook, Red Willow County	\$702,000	\$193,950
NeighborWorks Northeast Nebraska	Norfolk	\$0	\$300,000
Southeast Nebraska Affordable Housing Council	Nebraska City, Falls City, and Henderson	\$360,640	\$283,360
Twin Cities Development	Kimball, Morrill, and Scottsbluff counties	\$0	\$442,000
<b>Total</b>		<b>\$1,932,640</b>	<b>\$1,544,310</b>



## Multiple RWHF Awards Help South Central Economic Development District Invest in Area Housing

The City of Wood River, JET Development, and South Central Economic Development District, Inc. (SCEDD) have worked together on the completion of two new rental homes. Development of the two-bedroom, one-bath homes was financed through SCEDD’s Rural Workforce Housing Fund and the Nebraska Investment Finance Authority. SCEDD has been the recipient of three Rural Workforce Housing Fund awards: in 2017, 2020, and 2022.

“Rural Workforce Housing Funds, loaned at 2% for one-year construction loans for new spec homes or rehab of older homes, have been very beneficial in decreasing construction costs for our contractors. Decreased costs equate to lowered risk and increased profits, making contractors more willing to embark on these projects.”

– Sharon Hueftle, SCEDD Executive Director

## Milford Repurposes Former Assisted Living Facility into Attractive Housing with RWHF Award

On June 8, 2023, the City of Milford, Seward County Chamber & Development Partnership, and Hoppe Development celebrated the completion of First Street Flats. This conversion project transformed the former site of the Crestview Care Center, bringing 21 new rental units to Milford. Seward County Chamber and Development Partnership were the recipients of a 2020 Nebraska Rural Workforce Housing Fund (RWHF) award and RWHF matching funds provided by the Nebraska Investment Finance Authority. They provided a secure workforce housing loan to Hoppe Development, who also used conventional financing through Horizon Bank and Jones Bank to bring the project to fruition.



“Seward County has benefited greatly from the Rural Workforce Housing Fund. Once all four initial RWHF projects are completed, we’ll have leveraged \$1.26 million of RWHF into \$15.7 million of investment and 91 new housing units in Milford, Seward, and Utica.”

– Jonathan Jank, President & CEO for the Seward County Chamber & Development Partnership

## Bancroft Builds Housing for Local Teachers with Support of RWHF Award

On July 10, 2023, Cuming County Economic Development (CCED) and the community of Bancroft celebrated completion of a two-bedroom, two-bath duplex. DED awarded Rural Workforce Housing Funds to CCED, and one of the organization’s first investments assisted with the project, which was supported by numerous local partners. Bancroft-Rosalie Public Schools committed to buy the duplex to attract and retain talented teachers.





**PART 6:**  
THE MIDDLE INCOME WORKFORCE HOUSING FUND

Nebraska’s urban counties have seen impressive growth in recent years. They’ve built major data centers; expanded university campuses; and attracted investments from manufacturers, food processors, insurers, and financial service companies. The Middle Income Workforce Housing Investment Fund (MWHF) is helping meet the demand for housing as Nebraska’s metro areas rapidly generate new jobs.

In 2020, Nebraska enacted the Middle Income Workforce Housing Investment Act, which created the MWHF. DED administers the fund to help nonprofits develop affordable homes in older or underserved urban neighborhoods with a demonstrated need for housing. Awards are available for housing projects in Lancaster County and in (or adjacent to) qualified census tracts in Douglas and Sarpy counties.

In the 2020 Program Year, DED awarded over \$9.6 million from the MWHF to 10 recipients. Each

awardee supplied a match equal to the award amount. The Nebraska Investment Finance Authority (NIFA) provided \$5 million to support MWHF recipients in raising their required match.

In the 2022 Program Year, DED awarded \$19.25 million of MWHFs through two funding cycles. Recipients supplied at least 50% match (or 50 cents for every dollar of funds awarded). In the first round, announced in June 2023, DED awarded \$7.5 million to three recipients. In February 2024, DED an-

nounced the second round of 2022 Program Year funding, awarding \$11.75 million to four recipients.

In calendar year 2023, 40 housing units were completed with financial assistance from the MWHF and 23 additional units were in progress. During 2023, MWHF recipients invested \$16.31 million of combined MWHF awards and match. Details are displayed in Table 6.1 and Table 6.2 below.

**Table 6.1** Middle Income Workforce Housing Fund, Investments by 2020 Program Year Recipients in 2023

Awardee	Project Area	MWHF Investment	Match Investment
75 North	Omaha	\$1,000,000	\$1,000,000
Habitat for Humanity of Omaha	Omaha	\$880,177	\$0
Holy Name Housing Corp	Omaha	\$1,017,500	\$1,017,500
Nebraska Housing Resource	Lincoln	\$832,100	\$747,900
NeighborWorks Lincoln	Lincoln	\$167,449	\$66,288
Omaha Economic Dev Corp	Omaha	\$934,445	\$934,445
Southside Redevelopment Corporation, dba Canopy South	Omaha	\$357,000	\$160,000
Spark Capital	Omaha	\$91,982	\$91,981
<b>Total</b>		<b>\$5,280,653</b>	<b>\$4,018,114</b>

**Table 6.2** Middle Income Workforce Housing Fund, Investments by 2022 Program Year Recipients in 2023

Awardee	Project Area	MWHF Investment	Match Investment
Habitat for Humanity of Omaha	Omaha	\$4,454,790	\$2,558,391
<b>Total</b>		<b>\$4,454,790</b>	<b>\$2,558,391</b>

**With Support from the MWHF, Habitat for Humanity Creates Affordable Opportunities for Home Ownership in North Omaha**



During 2023, twelve families moved into beautiful new homes in the Bluestem Prairie community of North Omaha. The three-to-five-bedroom homes were developed by Habitat for Humanity of Omaha on lots that had been vacant since 2006. Habitat for Humanity is developing about 85 homes in Bluestem Prairie, which is north of Sorensen Parkway near 52nd Street. These affordable homes will provide families with an opportunity to achieve the dream of home ownership. DED is supporting the project with \$5 million through the Middle Income Workforce Housing Fund.

**Holy Name Housing Carries Out Its Mission to Build Quality, Affordable Housing with MWHF Funds**

For more than 40 years, Holy Name Housing Corporation has been strengthening neighborhoods in Omaha by providing high-quality housing options. DED has invested in Holy Name Housing Corporation’s projects through the Middle Income Workforce Housing Fund, Nebraska Affordable Housing Trust Fund, and Qualified Census Tract Affordable Housing Program.



“The Middle Income Workforce Housing Fund program has been an exciting new resource for Holy Name Housing Corporation. This funding has enabled us to demonstrate that the market for beautiful, newly constructed homes for sale in North Omaha is strong.”

– Matthew Cavanaugh, Executive Director of Holy Name Housing Corporation

**PART 7:**  
THE CUSTOMIZED JOB TRAINING PROGRAM

Given the rapid pace of technological innovation, the most adaptable companies are best positioned to succeed. The Customized Job Training (CJT) Program provides funds to help businesses in Nebraska train their employees in the use of new equipment and technologies. By helping to develop a highly skilled, tech-savvy workforce, DED is keeping Nebraska on the leading edge of technological change.

CJT grants provide financial assistance for employee training initiatives that create or retain quality jobs in Nebraska. The program gives preference to projects resulting in increased investment and employment in the state. Eligible activities within the CJT program include on-the-job training, classroom instruction, educational costs such as tuition and fees, and costs of training materials.

CJT awards must be used to train full-time, permanent, in-state employees who are not involved in administrative support, management, or facility maintenance. Businesses have one to three years to complete training for employees under CJT. All CJT grant recipients must maintain their employee baseline as of the time of application for at least two years.

**CJT Active Grants, 2023 Program Year**

Five CJT contracts were active during the 2023 program year, representing \$5,032,000 in awards. Combined, these contracts have supported the training of 1,336 new employees and the retention of 10 additional employees. As of June 2024, expenditures for these five contracts totaled \$4,460,145. Table 7.1 displays data for each of the contracts.

**Table 7.1 Customized Job Training Active Contracts, 2023 Program Year**

Business Name	Award	Expenditures to Date	New Employees Trained	Existing Employees Trained	Training Period Start Date	Training Period End Date
Malco Products	\$20,000.00	\$19,999.84	10	0	1/29/2019	1/29/2022
Lincoln Premium Poultry	\$4,400,000.00	\$4,349,888.22	800	0	6/1/2019	6/1/2022
Staska Pharmaceuticals, Inc.	\$32,000.00	\$10,940.23	16	0	6/1/2020	6/1/2023
Graepel North America, Inc.	\$80,000.00	\$79,317.00	10	10	5/1/2022	4/30/2024
Amazon	\$500,000.00	\$ 0	500	0	1/11/2023	2/11/2025
<b>Total</b>	<b>\$5,032,000.00</b>	<b>\$4,460,145.29</b>	<b>1,336</b>	<b>10</b>		

*CJT Closed Grants, 2023 Program Year*

As shown in Table 7.2, one CJT contract was closed during the 2023 program year. This award, to PetSource by Scoular, resulted in 60 new employees being trained from 2020 through 2022.

**Table 7.2 Customized Job Training Closed Contract, 2023 Program Year**

Business Name	Award	Expenditures to Date	New Employees Trained	Existing Employees Trained	Training Period Start Date	Training Period End Date
Petsource by Scoular	\$120,000.00	\$96,000.00	60	0	6/29/2020	6/28/2021
<b>Total</b>	<b>\$120,000.00</b>	<b>\$96,000.00</b>	<b>60</b>	<b>0</b>		

**DED Strengthens Workforce, Supports Growth of German Manufacturer in Metro Omaha**

Before moving from Germany to Nebraska in 2006 to establish Graepel North America, Mark Zumdohme wouldn't have been able to find the state on a map. Multiple business expansions later, he earned recognition as Nebraska's "Diplomat of the Year" for helping other companies chart their course to the state. In August 2023, Governor Jim Pillen honored Mark—now CEO of Graepel North America—with the award.



Mark Zumdohme (center) and the Graepel team host Nebraska Governor Jim Pillen (third from right) on a visit to their manufacturing facility. (photo courtesy of Mark Zumdohme)

DED's consistency in exceeding Graepel's expectations of customer service initially attracted the company to Nebraska. The agency has continued to offer strong support as the company has expanded in metro Omaha. This has included helping Graepel find a shovel-ready site for its existing facility, providing easy-to-access incentives to support construction, and awarding funds to strengthen the company's workforce through the Customized Job Training Program.

"We've been very blessed to have ongoing support from the State of Nebraska throughout our journey," Mark said. "DED helped us along the way every time we grew or needed to make a connection with suppliers, business partners, or attorneys. I have always been able to get help—DED has been a great resource."

From an initial workforce of one, Graepel has grown to a team of 70. "The quality of the people we have is very, very good," Mark said. "They have a lot of loyalty. They're hard-working people. They have an extremely good work ethic, which has helped us grow."

**PART 8:**  
THE ACCREDITED JOB TRAINING PROGRAM

*DED is supporting the state's businesses as they equip employees with advanced skills. By gaining skills through training, workers boost their earnings potential. In turn, companies benefit from having highly capable people who can meet the multifaceted challenges of the modern workplace.*

The Accredited Job Training Program provides grants for Nebraska employers who are creating net new jobs or increasing wages for existing employees who are receiving skilled job training.

The program assists employers with the costs of skilled job training for new and existing employees.

Eligible costs include, but are not limited to:

- ▶ Tuition and fees
- ▶ Books and classroom materials for the trainee
- ▶ Reasonable costs of instructors who are not employed with the business
- ▶ Other reasonable costs associated with the job training provided

Eligible applicants are Nebraska employers who are creating net new jobs or increasing the wages of their existing employees due to the training they are receiving. Employers must provide a 50% match per trainee, of the total amount awarded.

**Accredited Job Training Program, Award Information**

DED received three applications for the Accredited Job Training Program in fiscal year 2022-2023 and awarded funds to one applicant—Heartwell Renewables, LLC. The company is a joint venture between affiliates of The Love's Family Companies and Cargill to produce renewable diesel in Hastings. Cargill will source and provide the feedstock required for fuel production.

Once the fuel is produced, Musket, a division of Love's, will transport and market the fuel across the United States.

With its Accredited Job Training Program award, Heartwell Renewables is partnering with Central Community College (CCC) to deliver process operation training for its 40 initial employees. The training is taking place over six to eight months at CCC's Hastings Campus. Each Heartwell employee is taking six different courses, which amounts to approximately 735 contact hours of training. Further information about the award is displayed in Table 8.1 below.

**Table 8.1** Accredited Job Training Program Award Information, Fiscal Year 2022-2023

Award Recipient	Amount of Job Training Grants Awarded	Total Number of Net New Jobs to be Trained	Average Wage of Net New Jobs
Heartwell Renewables, LLC (Contract Period: 6/30/2023 – 12/31/2024)	\$160,000	40	\$27/hr.

DED did not make any administrative expenditures for the Accredited Job Training Program in fiscal year 2022-2023.

The Nebraska Legislature has not provided DED with spending authority to make awards through the Accredited Job Training Program beyond the 2022-2023 fiscal year.



*Heartwell Renewables celebrates its groundbreaking in Hastings alongside state and local leaders.*

**PART 9:**  
INTERN NEBRASKA (InternNE)

*The State’s workforce development strategy begins with recruiting in our own backyard. DED is creating pathways for Nebraska’s students to stay in-state after they graduate and launch careers here. To do this, the agency supports internships that offer students valuable experience in growing, high-wage career fields. The goal is for students to get plugged into a Nebraska workplace, develop mentoring relationships with local leaders, and make connections in the community years before they finish school. That way, upon graduation, students already have strong vocational ties to Nebraska and a vision of how they can make an impact as civic leaders in our state.*



Interns with Boyd Jones help promote InternNE Powered by Aksarben during an event at the College World Series in Omaha.

The Intern Nebraska Grant Program (InternNE) provides financial assistance to employers to make it easier and more cost-effective for them to create internships. Legislation passed during 2022 significantly expanded Intern Nebraska and allocated \$20 million for it. During fiscal year 2022-2023, DED created program guidelines for the enhanced internship program. With the revamped program being

developed, no Intern Nebraska grants were awarded during FY 2022-2023.

In the fall of 2022, DED sent out an RFP, seeking a Nebraska-based nonprofit to promote the redesigned Intern Nebraska Program. In March 2023, DED contracted with the Aksarben Foundation to:

- ▶ Help educate and support employers to create elevated internship experiences.
- ▶ Provide marketing support and communications to employers.
- ▶ Provide targeted marketing support to students to raise awareness about internships across the state.
- ▶ Hire Regional Coordinators to provide encouragement and guidance to employers and communities in setting up peer network support events and designing programming that better connects students to employers and communities.

On May 25, 2023, Governor Pillen announced the collaboration between DED and the Aksarben Foundation at the annual Aksarben stakeholders meeting in La Vista. The partnership—InternNE, Powered by Aksarben—aims to better train and retain young Nebraskans to bolster the state’s skilled workforce.

On October 1, 2023, DED opened applications for the first round of funding under Intern Nebraska Powered by Aksarben. The agency received 139 applications,

requesting \$4.4 million of funding to support 820 internships. Details of these awards will be reported in DED’s 2024 annual report to the Legislature, which will overview activity for Intern Nebraska Powered by Aksarben in fiscal year 2023-2024.

Through Intern Nebraska, businesses are eligible to apply for funding for tuition reimbursement, transportation costs, internship housing, and recruitment or admin costs. Businesses with fewer than 50 Full-Time Equivalent employees (FTEs)

can also apply for wage reimbursement. During the 2024 legislative session, the Unicameral expanded eligibility for this benefit. As of July 1, 2024, businesses with up to 150 FTEs will be eligible for wage reimbursement.

“Investing in the next generation of Nebraska talent is one of the smartest bets we can make. Kids who grow up in Nebraska are taught a strong work ethic, they are well-educated, and they value civic engagement. Through InternNE, we are upping our in-state recruiting efforts of these high-potential leaders. Our business-led model equips employers to design clear pathways connecting students to rewarding careers in Nebraska.”

— Sandra Reding, President of the Aksarben Foundation



Governor Jim Pillen (center); Sandra Reding, President of Aksarben Foundation (left); and Leslie Andersen, Aksarben Foundation Governor (right) at the 2023 Annual Aksarben Stakeholders’ Meeting.

**PART 10:**  
THE SITE AND BUILDING DEVELOPMENT FUND

*Through the Site and Building Development Fund (SBDF), DED helps Nebraska’s communities prepare the places and spaces needed to support business growth. Having industry-ready facilities strengthens recruitment and retention of high-wage job creators. SBDF gives communities a competitive advantage when seeking to attract investment—whether from a new venture or existing company looking to expand.*

The Site and Building Development Fund was established in Nebraska through legislation passed in 2011. Its purpose is to assist communities in readying industrial sites and facilities to create conditions favorable to growth. DED competitively awards SBDF grants to local governments and nonprofits, such as economic development organizations. Grants can be used to

acquire land, to buy or construct buildings, to renovate existing structures, or to develop land for industrial use. SBDF grants can also be used for planning, design, and engineering costs. SBDF grants require a dollar-for-dollar match from all recipients.

DED awarded \$4,935,000 of SBDF funds for 19 projects with a start

date in calendar year 2023, as displayed in Table 10.1. Of these funds, 91% were awarded to applicants in nonmetropolitan areas (counties with a population under 100,000), and 9% were awarded to support projects in metropolitan areas (counties with a population of 100,000 or more).

**Table 10.1** Site and Building Development Fund Awards, Calendar Year 2023

Eligible Applicant	Benefiting Business	County	Award
City of Aurora	Kiner Enterprises, LLC (common ownership with Kiner, Inc.)	Hamilton	\$200,000
City of Beatrice	Accuma Corporation	Gage	\$150,000
City of David City	Ag Processing Inc (AGP)	Butler	\$100,000
City of Gothenburg	JWC Gburg, LLC	Dawson	\$2,500,000
City of Minden	Minden Mining, LLC	Kearney	\$20,000
City of Norfolk	Milk Specialties Company	Madison	\$300,000
City of South Sioux City	GWD, Ltd. (Gerkin Windows & Doors)	Dakota	\$250,000
City of South Sioux City	Scratch and Peck LLC (Scratch and Peck Feeds)	Dakota	\$150,000
Economic Development Council of Buffalo County, Inc.	Airport Road Rentals, LLC (common ownership with Delux Manufacturing Co.)	Buffalo	\$50,000
Economic Development Council of Buffalo County, Inc.	Rovar Park, LLC (common ownership with ELF Enterprises, Inc.)	Buffalo	\$150,000
Lincoln Chamber Economic Development Corporation	General Dynamics Ordinance and Tactical Systems, Inc.	Lancaster	\$100,000
Lincoln Chamber Economic Development Corporation	Communication Systems Solutions, Inc. (CSS)	Lancaster	\$100,000

Eligible Applicant	Benefiting Business	County	Award
McCook Economic Development Corporation	Performance Plus of Colorado, LLC	Red Willow	\$200,000
Merrick County Development Corp.	Covenant Development, LLC (common ownership with SKM Turnkey Construction)	Merrick	\$40,000
Merrick County Development Corp.	Central Nebraska Fabrication, LLC	Merrick	\$50,000
Omaha Development Council, Inc.	North End Teleservices, LLC	Douglas	\$250,000
Thayer County Economic Development Alliance, Inc.	Free Day Farms, LLC (affiliated with Free Day Popcorn Company, LLC)	Thayer	\$50,000
York County Development Corporation	Klute, Inc.	York	\$200,000
York County Development Corporation	Petersen Bros., Inc. (common ownership with LivFarms)	Fillmore	\$75,000
<b>Total</b>			<b>\$4,935,000</b>

**NOTE:** An SBDF award of \$250,000 to the Greater Fremont Development Council in 2019 was not included in previous DED reports. The award benefited Ready Tech Go, Inc., dba RTG Medical.

**Gothenburg Recruits Major Fertilizer Facility with Help from SBDF Award**

In June 2023, Governor Jim Pillen joined the community of Gothenburg to celebrate the announcement of a \$750-million liquid fertilizer production facility. Known as The Meadowlark Project, the facility is being developed by Nebraska-based startup JWC Gburg, LLC. The company expects to create 50 full-time jobs at the new plant. Recruitment of the project was spearheaded by Gothenburg Improvement Corporation with key support from NPPD, Dawson Public Power District, Central Nebraska Public Power and Irrigation District, Central Platte NRD, the City of Gothenburg, and state agencies. DED committed Site and Building Development Funds to help secure the project’s investment in Nebraska.



## Gerkin Windows and Doors Recognized as “Business of the Year” for SBDF-Supported Expansion

In August 2023, the Nebraska Diplomats honored Gerkin Windows and Doors (GWD) of South Sioux City as Business of the Year. The company, which has been in business for 90+ years, is working on an expansion to add 100,000 square feet of operational space. The \$14 million project will create approximately 30 jobs. DED invested \$250,000 of Site and Building Development Funds to support the expansion.



*From Left to Right: Nebraska Diplomats President Desiree Wineland; Scott Andersen of GWD; Steve Schneider of GWD; Governor Jim Pillen*

Gerkin Windows and Doors has established itself as an innovator in the design and manufacturing capability of insulated windows and doors. Through stringent product testing and innovative design, the company has evolved its products as market and consumer needs change. Its window and door products are sold throughout North America by professional building material distributors and dealers.

## David City Uses SBDF Award to Support New Soy Crush Facility

In May 2023, Governor Jim Pillen joined Ag Processing Inc (AGP) to celebrate the groundbreaking of its soy crush facility in David City. The plant will have capacity to process over 50 million bushels of soybeans annually and is scheduled to open in 2025. DED awarded \$100,000 of Site and Building Development Funds to David City to assist with the AGP project.





ANNUAL REPORT  
**APPENDIX**

Historical Nebraska Affordable Housing Trust Fund (NAHTF) applications, 1998-2023

Congress- ional District	Application Awarded	Organization Awarded	Project Location	Project Description	Project Summary	Grant Amount Requested	Amount Awarded	Amount of Cash Match	Percent of Cash Match	Amount Leveraged	Percent of Leverage	Total Project Cost	# of Units	Occupancy Rate	Expected Monthly Rent	Employment Generated	Community Investment
U/N	98-HO-103	Panhandle Community Services	Sidney	U/N	New Construction	U/N	\$336,000	U/N	U/N	\$2,730,513	813%	\$3,066,513	83	N/A	N/A	46.9	\$4,653,318
U/N	98-HO-104	Scottsbluff Terrytown Gering Community Development Corp.	Scottsbluff	U/N	New Construction	U/N	\$243,000	U/N	U/N	\$1,123,954	463%	\$1,366,954	15	N/A	N/A	23.4	\$2,372,052
U/N	98-HO-203	Village of Johnstown	Johnstown	U/N	Regional Homeowner	U/N	\$143,250	U/N	U/N	\$256,750	179%	\$400,000	14	N/A	N/A	9.2	\$669,264
U/N	98-HO-206	City of Loup City	Loup City	U/N	Downpayment Assistance	U/N	\$143,250	U/N	U/N	\$822,428	574%	\$965,678	4	N/A	N/A	13.6	\$1,336,047
U/N	98-HO-304	Gothenburg Housing Development Corporation	Gothenburg	U/N	New Construction	U/N	\$234,212	U/N	U/N	\$1,332,083	569%	\$1,566,295	43	N/A	N/A	20.6	\$2,319,195
U/N	98-HO-305	Mid-Nebraska Community Services	Imperial	U/N	New Construction	U/N	\$125,810	U/N	U/N	\$407,820	324%	\$533,630	5	N/A	N/A	10.1	\$948,695
U/N	98-HO-404	Central Nebraska Goodwill Housing	Grand Island	U/N	New Construction	U/N	\$47,516	U/N	U/N	\$546,300	1150%	\$593,816	16	N/A	N/A	10.2	\$1,072,414
U/N	98-HO-407	City of St. Paul	St. Paul	U/N	Downpayment Assistance	U/N	\$150,000	U/N	U/N	\$716,000	477%	\$866,000	14	N/A	N/A	11.9	\$1,229,268
U/N	98-HO-409	City of Grand Island	Grand Island	U/N	New Construction	U/N	\$100,000	U/N	U/N	\$124,441	124%	\$224,441	1	N/A	N/A	3.9	\$405,334
U/N	98-HO-510	Progress Corporation Oakland	Oakland	U/N	New Construction	U/N	\$148,500	U/N	U/N	\$320,700	216%	\$469,200	8	N/A	N/A	7.8	\$348,252
U/N	98-HO-511	Allen Development Group	Allen	U/N	New Construction	U/N	\$53,800	U/N	U/N	\$105,000	195%	\$158,800	2	N/A	N/A	1.8	\$201,090
U/N	98-HO-513	Village of Winslow	Winslow	U/N	Regional Homeowner	U/N	\$104,000	U/N	U/N	\$296,000	285%	\$400,000	14	N/A	N/A	9.1	\$779,676
U/N	98-HO-514	City of Tilden	Tilden	U/N	Regional Homeowner	U/N	\$200,000	U/N	U/N	\$0	0%	\$200,000	21	N/A	N/A	4.8	\$406,794
U/N	98-HO-523	Leigh & Snyder Housing Corporation	Leigh & Snyder	U/N	New Construction	U/N	\$107,000	U/N	U/N	\$759,473	710%	\$866,473	16	N/A	N/A	13.3	\$1,405,608
U/N	98-HO-612	Gage County Economic Development Corp	Beatrice	U/N	New Construction	U/N	\$239,490	U/N	U/N	\$1,324,750	553%	\$1,564,240	44	N/A	N/A	23.2	\$2,364,326
U/N	98-HO-613	Southeast Nebraska Community Action	Nebraska City	U/N	New Construction	U/N	\$158,340	U/N	U/N	\$1,399,390	884%	\$1,557,730	42	N/A	N/A	23.5	\$2,457,853
U/N	98-HO-614	Catholic Charities	David City	U/N	New Construction	U/N	\$50,000	U/N	U/N	\$975,006	1950%	\$1,025,006	16	N/A	N/A	13.9	\$1,524,548
U/N	98-HO-615	Auburn Affordable Housing	Auburn	U/N	New Construction	U/N	\$220,000	U/N	U/N	\$1,087,202	494%	\$1,307,202	3	N/A	N/A	17.4	\$1,968,544



Congressional District	Application Awarded	Organization Awarded	Project Location	Project Description	Project Summary	Grant Amount Requested	Amount Awarded	Amount of Cash Match	Percent of Cash Match	Amount Leveraged	Percent of Leverage	Total Project Cost	# of Units	Occupancy Rate	Expected Monthly Rent	Employment Generated	Community Investment
U/N	98-HO-701	Housing and Neighborhood Developers	Omaha	U/N	Downpayment Assistance	U/N	\$77,500	U/N	U/N	\$708,309	914%	\$785,809	14	N/A	N/A	13.8	\$1,597,429
U/N	98-HO-702	Holy Name Housing Corporation	Omaha	U/N	New Construction	U/N	\$88,600	U/N	U/N	\$1,888,153	2131%	\$1,976,753	50	N/A	N/A	34.7	\$4,018,433
U/N	98-HO-703	South Omaha Affordable Housing Corp	Omaha	U/N	Downpayment Assistance	U/N	\$41,936	U/N	U/N	\$1,542,457	3678%	\$1,584,393	18	N/A	N/A	27.8	\$3,220,826
U/N	98-HO-705	Omaha Economic Development Corporation	Omaha	U/N	New Construction	U/N	\$57,000	U/N	U/N	\$2,314,330	4060%	\$2,371,330	18	N/A	N/A	41.6	\$4,820,548
U/N	98-HO-706	Omaha 100, Inc.	Omaha	U/N	Downpayment Assistance	U/N	\$125,000	U/N	U/N	\$141,000	113%	\$266,000	55	N/A	N/A	4.7	\$540,736
U/N	98-HO-708	Bethpage, Inc.	Omaha	U/N	New Construction	U/N	\$100,000	U/N	U/N	\$1,878,109	1878%	\$1,978,109	16	N/A	N/A	34.7	\$4,021,190
U/N	98-HO-709	Mount Moriah Missionary Baptist Church Dev. Corp.	Omaha	U/N	Regional Homeowner	U/N	\$61,704	U/N	U/N	\$3,255,261	5276%	\$3,316,965	64	N/A	N/A	77.1	\$8,013,521
U/N	98-HO-710	South Omaha Affordable Housing Corporation	Omaha	U/N	New Construction	U/N	\$38,000	U/N	U/N	\$1,786,600	4702%	\$1,824,600	19	N/A	N/A	32.0	\$3,709,130
U/N	98-HO-711	South Omaha Affordable Housing Corporation	Omaha	U/N	New Construction	U/N	\$33,600	U/N	U/N	\$1,984,861	5907%	\$2,018,461	21	N/A	N/A	35.4	\$4,103,218
U/N	98-HO-806	City of Lincoln	Lincoln	U/N	New Construction	U/N	\$257,324	U/N	U/N	\$2,968,000	1153%	\$3,225,324	33	N/A	N/A	58.0	\$6,189,168
U/N	98-HO-902	Native Council on Economic and Community Development	Macy	U/N	New Construction	U/N	\$76,500	U/N	U/N	\$0	0%	\$76,500	20	N/A	N/A	1.0	\$109,355
U/N	98-HO-903	Winnebago Tribe	Winnebago	U/N	Infrastructure	U/N	\$72,955	U/N	U/N	\$561,000	769%	\$633,955	12	N/A	N/A	2.3	\$243,551
U/N	99-TF-102	City of Scottsbluff	Scottsbluff	U/N	Regional Homeowner	U/N	\$200,000	U/N	U/N	\$26,000	13%	\$226,000	9	N/A	N/A	5.3	\$466,475
U/N	99-TF-202	Burwell Housing Authority	Burwell	U/N	New Construction	U/N	\$180,000	U/N	U/N	\$447,509	249%	\$627,509	9	N/A	N/A	8.2	\$880,786
U/N	99-TF-204	Village of Scotia	Scotia	U/N	Regional Homeowner	U/N	\$195,000	U/N	U/N	\$17,000	9%	\$212,000	19	N/A	N/A	4.2	\$341,618
U/N	99-TF-207	City of Bassett	Bassett	U/N	Downpayment Assistance	U/N	\$90,000	U/N	U/N	\$255,000	283%	\$345,000	5	N/A	N/A	4.7	\$486,531
U/N	99-TF-209	Central Nebraska Community Services, Inc.	Boyd, Brown, Holt, Keya Paha & Rock Counties	U/N	Rental/Downpayment Assistance	U/N	\$305,000	U/N	U/N	\$370,200	121%	\$675,200	19	N/A	N/A	9.2	\$930,767
U/N	99-TF-301	Southwest NE Community Betterment Corporation	Grant	U/N	New Construction	U/N	\$150,000	U/N	U/N	\$497,000	331%	\$647,000	6	N/A	N/A	8.0	\$924,043

Congressional District	Application Awarded	Organization Awarded	Project Location	Project Description	Project Summary	Grant Amount Requested	Amount Awarded	Amount of Cash Match	Percent of Cash Match	Amount Leveraged	Percent of Leverage	Total Project Cost	# of Units	Occupancy Rate	Expected Monthly Rent	Employment Generated	Community Investment
U/N	99-TF-302	Mid-Nebraska Community Services	Imperial	U/N	New Construction	U/N	\$190,000	U/N	U/N	\$21,033	11%	\$211,033	2	N/A	N/A	3.4	\$358,792
U/N	99-TF-305	McCook Economic Dev. Corp.	McCook	U/N	New Construction	U/N	\$459,361	U/N	U/N	\$1,337,544	291%	\$1,796,905	12	N/A	N/A	28.2	\$2,879,099
U/N	99-TF-306	Cambridge Housing Authority	Cambridge	U/N	Regional Homeowner	U/N	\$235,620	U/N	U/N	\$962,963	409%	\$1,198,583	16	N/A	N/A	22.5	\$2,112,117
U/N	99-TF-401	Harvard Townhouse, Inc.	Harvard	U/N	New Construction	U/N	\$200,000	U/N	U/N	\$437,750	219%	\$637,750	8	N/A	N/A	8.1	\$926,528
U/N	99-TF-402	Orleans Housing Authority	Orleans	U/N	New Construction	U/N	\$142,073	U/N	U/N	\$317,980	224%	\$460,053	6	N/A	N/A	6.3	\$645,314
U/N	99-TF-403	Central City Housing Authority	Central City	U/N	New Construction	U/N	\$217,712	U/N	U/N	\$1,087,224	499%	\$1,304,936	16	N/A	N/A	17.4	\$1,959,452
U/N	99-TF-404	Autumn Village, Inc.	Kearney	U/N	New Construction	U/N	\$65,419	U/N	U/N	\$877,500	1341%	\$942,919	15	N/A	N/A	15.1	\$1,603,123
U/N	99-TF-406	City of Holdrege	Holdrege	U/N	Regional Homeowner	U/N	\$200,000	U/N	U/N	\$60,277	30%	\$260,277	7	N/A	N/A	5.2	\$479,634
U/N	99-TF-501	Tilden Housing Development Corporation	Tilden	U/N	New Construction	U/N	\$190,000	U/N	U/N	\$601,992	317%	\$791,992	7	N/A	N/A	13.4	\$1,380,160
U/N	99-TF-507	Building Futures II, Inc.	Norfolk	U/N	New Construction	U/N	\$28,985	U/N	U/N	\$591,400	2040%	\$620,385	10	N/A	N/A	10.6	\$1,081,112
U/N	99-TF-509	Clearwater	Clearwater	U/N	Rental/Downpayment Assistance	U/N	\$400,000	U/N	U/N	\$348,129	87%	\$748,129	29	N/A	N/A	10.0	\$1,059,381
U/N	99-TF-514	Village of Leigh	16 Counties in Northeast Nebraska	U/N	Regional Homeowner	U/N	\$300,000	U/N	U/N	\$49,500	17%	\$349,500	35	N/A	N/A	5.4	\$566,965
U/N	99-TF-515	Woodland Park Housing Authority	Stanton County	U/N	Regional Homeowner	U/N	\$400,000	U/N	U/N	\$36,000	9%	\$436,000	4	N/A	N/A	5.3	\$613,537
U/N	99-TF-517	Elkhorn Valley Community Development Corp.	Norfolk	U/N	Downpayment Assistance	U/N	\$210,000	U/N	U/N	\$1,300,000	619%	\$1,510,000	17	N/A	N/A	25.7	\$2,631,394
U/N	99-TF-601	Blue Valley Community Action	Beatrice	U/N	New Construction	U/N	\$250,000	U/N	U/N	\$1,747,000	699%	\$1,997,000	34	N/A	N/A	28.6	\$3,013,474
U/N	99-TF-602	Osceola Shelby Housing I, Limited Partnership	Osceola & Shelby	U/N	New Construction	U/N	\$270,000	U/N	U/N	\$718,700	266%	\$988,700	12	N/A	N/A	11.9	\$1,376,613
U/N	99-TF-603	Southeast Nebraska Affordable Housing Council	8 Counties in Southeast Nebraska	U/N	Regional Homeowner	U/N	\$400,000	U/N	U/N	\$1,408,000	352%	\$1,808,000	12	N/A	N/A	32.9	\$3,248,912
U/N	99-TF-604	Southeast Nebraska Affordable Housing Council	Plattsmouth	U/N	Regional Homeowner	U/N	\$190,752	U/N	U/N	\$457,332	240%	\$648,084	6	N/A	N/A	11.8	\$1,164,584
U/N	99-TF-609	Southeast Nebraska Affordable Housing Council	Seward	U/N	New Construction	U/N	\$473,464	U/N	U/N	\$1,348,103	285%	\$1,821,567	12	N/A	N/A	24.7	\$2,756,730

Congressional District	Application Awarded	Organization Awarded	Project Location	Project Description	Project Summary	Grant Amount Requested	Amount Awarded	Amount of Cash Match	Percent of Cash Match	Amount Leveraged	Percent of Leverage	Total Project Cost	# of Units	Occupancy Rate	Expected Monthly Rent	Employment Generated	Community Investment
U/N	99-TF-610	Gage County Economic Development Corporation	Beatrice	U/N	New Construction	U/N	\$437,176	U/N	U/N	\$1,382,466	316%	\$1,819,642	12	N/A	N/A	26.1	\$2,745,840
U/N	99-TF-612	City of Seward	Seward	U/N	New Construction	U/N	\$215,000	U/N	U/N	\$898,863	418%	\$1,113,863	14	N/A	N/A	15.1	\$1,685,703
U/N	99-TF-701	Christmas in April - Omaha	Omaha	U/N	Regional Homeowner	U/N	\$146,000	U/N	U/N	\$79,000	54%	\$225,000	79	N/A	N/A	5.1	\$543,392
U/N	99-TF-706	City of Omaha	Omaha	U/N	Downpayment Assistance	U/N	\$500,000	U/N	U/N	\$4,770,000	954%	\$5,270,000	6	N/A	N/A	89.4	\$10,692,415
U/N	99-TF-708	Immanuel Elderly Housing	Omaha	U/N	New Construction	U/N	\$250,000	U/N	U/N	\$4,139,777	1656%	\$4,389,777	50	N/A	N/A	74.5	\$8,906,511
U/N	99-TF-801	Christmas in April - Lincoln	Lincoln	U/N	Regional Homeowner	U/N	\$33,000	U/N	U/N	\$31,833	96%	\$64,833	8	N/A	N/A	1.5	\$147,502
U/N	99-TF-802	City of Lincoln	Lincoln	U/N	Regional Homeowner	U/N	\$200,000	U/N	U/N	\$207,000	104%	\$407,000	11	N/A	N/A	9.6	\$925,968
U/N	99-TF-803	Lincoln Action Program	Lincoln	U/N	New Construction	U/N	\$80,000	U/N	U/N	\$178,000	223%	\$258,000	16	N/A	N/A	4.5	\$563,693
U/N	99-TFPD-102	Scotts Bluff County Housing Authority	Scotts Bluff County	U/N	Pre-development	U/N	\$15,650	U/N	U/N	\$0	0%	\$15,650	U/N	N/A	N/A	0.6	\$35,699
U/N	99-TFPD-602	Southeast Nebraska Affordable Housing Council	Plattsmouth	U/N	Pre-development	U/N	\$10,000	U/N	U/N	\$1,000	10%	\$11,000	U/N	N/A	N/A	0.4	\$22,004
U/N	99-TFPD-603	Nemaha County Economic Development Alliance	Nemaha	U/N	Pre-development	U/N	\$9,000	U/N	U/N	\$1,000	11%	\$10,000	U/N	N/A	N/A	0.4	\$18,639
U/N	99-TFPD-606	23 Preservation Foundation	Fairbury	U/N	Pre-development	U/N	\$20,000	U/N	U/N	\$0	0%	\$20,000	U/N	N/A	N/A	0.9	\$38,223
U/N	99-TFPD-702	Community Housing and Services Corporation	Omaha	U/N	Pre-development	U/N	\$20,000	U/N	U/N	\$172,245	861%	\$192,245	U/N	N/A	N/A	7.7	\$533,432
U/N	99-TFPD-801	Daywatch	Lincoln	U/N	Pre-development	U/N	\$20,000	U/N	U/N	\$2,000	10%	\$22,000	U/N	N/A	N/A	1.0	\$55,501
U/N	99-TFTA-101	High Plains Community Development Corporation	Dawes, Sheridan, Sioux & Box Butte Counties	U/N	Technical Assistance	U/N	\$27,785	U/N	U/N	\$27,785	100%	\$55,570	U/N	N/A	N/A	2.1	\$95,323
U/N	99-TFTA-201	Central Nebraska Community Services, Inc.	Loup City	U/N	Technical Assistance	U/N	\$16,823	U/N	U/N	\$0	0%	\$16,823	U/N	N/A	N/A	0.6	\$25,711
U/N	99-TFTA-401	Mid-Nebraska Community Services	Kearney	U/N	Technical Assistance	U/N	\$25,000	U/N	U/N	\$66,417	266%	\$91,417	U/N	N/A	N/A	5.1	\$180,465
U/N	99-TFTA-501	Wayne County Housing Dev. Corp.	Wayne	U/N	Technical Assistance	U/N	\$4,540	U/N	U/N	\$2,412	53%	\$6,952	U/N	N/A	N/A	0.3	\$13,283
U/N	99-TFTA-504	Northeast Housing Initiative	Cedar, Dixon & Pierce Counties	U/N	Technical Assistance	U/N	\$26,980	U/N	U/N	\$27,200	101%	\$54,180	U/N	N/A	N/A	0.7	\$76,242

Congressional District	Application Awarded	Organization Awarded	Project Location	Project Description	Project Summary	Grant Amount Requested	Amount Awarded	Amount of Cash Match	Percent of Cash Match	Amount Leveraged	Percent of Leverage	Total Project Cost	# of Units	Occupancy Rate	Expected Monthly Rent	Employment Generated	Community Investment
U/N	99-TFTA-505	Three Rivers Development Corp (Burt/Washington County Community Housing Development Organizations)	Tekamah	U/N	Technical Assistance	U/N	\$25,000	U/N	U/N	\$0	0%	\$25,000	U/N	N/A	N/A	0.7	\$51,546
U/N	99-TFTA-601	Blue Valley Community Action	Fairbury	U/N	Technical Assistance	U/N	\$25,000	U/N	U/N	\$3,571	14%	\$28,571	U/N	N/A	N/A	1.3	\$54,604
U/N	99-TFTA-602	Blue Valley Community Action	Fairbury	U/N	Technical Assistance	U/N	\$25,000	U/N	U/N	\$95,648	383%	\$120,648	U/N	N/A	N/A	5.3	\$230,578
U/N	99-TFTA-701	Omaha 100, Incorporated	Omaha	U/N	Technical Assistance	U/N	\$25,000	U/N	U/N	\$141,000	564%	\$166,000	U/N	N/A	N/A	6.5	\$460,195
U/N	99-TFTA-702	Omaha Economic Development Corporation	Omaha	U/N	Technical Assistance	U/N	\$25,000	U/N	U/N	\$25,000	100%	\$50,000	U/N	N/A	N/A	2.0	\$138,613
U/N	99-TFTA-703	South Omaha Affordable Housing Corporation	Omaha	U/N	Technical Assistance	U/N	\$25,000	U/N	U/N	\$98,622	394%	\$123,622	U/N	N/A	N/A	4.9	\$312,712
U/N	99-TFTA-704	Family Housing Advisory Services	Omaha	U/N	Technical Assistance	U/N	\$25,000	U/N	U/N	\$179,400	718%	\$204,400	U/N	N/A	N/A	8.1	\$566,651
U/N	99-TFTA-712	Housing and Neighborhood Developers	Omaha	U/N	Technical Assistance	U/N	\$24,000	U/N	U/N	\$139,500	581%	\$163,500	U/N	N/A	N/A	6.4	\$453,264
U/N	99-TFTA-802	Nebraska Association of Community Housing Development Organizations	Statewide	U/N	Technical Assistance	U/N	\$25,000	U/N	U/N	\$67,772	271%	\$92,772	U/N	N/A	N/A	4.4	\$232,429
U/N	99-TFTA-902	Nee-Shock-Ha-Chee Community Development Corp.	Winnebago	U/N	Technical Assistance	U/N	\$30,872	U/N	U/N	\$80,163	260%	\$111,035	U/N	N/A	N/A	2.2	\$177,193
U/N	00-TFATP-001	Great Plains Paralyzed Veterans of America Education Center	Statewide	U/N	Regional Homeowner	U/N	\$200,000	U/N	U/N	\$0	0%	\$200,000	12	N/A	N/A	4.8	\$482,438
U/N	00-TFHP-102	Panhandle Community Services	Cheyenne County	U/N	Downpayment Assistance	U/N	\$142,494	U/N	U/N	\$1,294,000	908%	\$1,436,494	2	U/N	N/A	22.0	\$2,179,825
U/N	00-TFHP-103	High Plains Community Development Corp.	Dawes, Sheridan, Sioux & Box Butte Counties	U/N	Downpayment Assistance	U/N	\$158,500	U/N	U/N	\$37,425	24%	\$195,925	14	U/N	N/A	7.4	\$336,083
U/N	00-TFHP-201	CORE Development	Holt County	U/N	Rental/Downpayment Assistance	U/N	\$250,000	U/N	U/N	\$167,500	67%	\$417,500	18	U/N	N/A	7.8	\$684,987

Congressional District	Application Awarded	Organization Awarded	Project Location	Project Description	Project Summary	Grant Amount Requested	Amount Awarded	Amount of Cash Match	Percent of Cash Match	Amount Leveraged	Percent of Leverage	Total Project Cost	# of Units	Occupancy Rate	Expected Monthly Rent	Employment Generated	Community Investment
U/N	00-TFHP-301	City of Imperial	Imperial	U/N	Regional Homeowner	U/N	\$52,600	U/N	U/N	\$157,800	300%	\$210,400	1	U/N	N/A	4.0	\$374,052
U/N	00-TFHP-303	Southwest NE Community Betterment Corporation	Chase, Dundy, Hayes, Hitchcock & Perkins counties	U/N	Rental/Downpayment Assistance	U/N	\$255,350	U/N	U/N	\$131,850	52%	\$387,200	14	U/N	N/A	7.4	\$688,369
U/N	00-TFHP-505	City of Wakefield	Wakefield	U/N	Downpayment Assistance	U/N	\$314,650	U/N	U/N	\$900,000	286%	\$1,214,650	14	U/N	N/A	13.3	\$1,585,300
U/N	00-TFHP-50	City of Dakota City	Dakota City	U/N	Downpayment Assistance	U/N	\$158,700	U/N	U/N	\$1,124,000	708%	\$1,282,700	10	U/N	N/A	14.7	\$1,866,596
U/N	00-TFHP-507	CORE Development	Antelope County	U/N	Downpayment Assistance	U/N	\$55,994	U/N	U/N	\$109,725	196%	\$165,719	12	U/N	N/A	2.2	\$234,612
U/N	00-TFHP-601	Blue Valley Community Action	Butler, Fillmore, Gage, Polk, Jefferson, Saline, Seward, Thayer, & York Counties	U/N	Downpayment Assistance	U/N	\$300,000	U/N	U/N	\$3,090,910	1030%	\$3,390,910	60	U/N	N/A	48.5	\$5,116,885
U/N	00-TFHP-701	City of Omaha	Omaha	U/N	Downpayment Assistance	U/N	\$676,762	U/N	U/N	\$1,036,200	153%	\$1,712,962	39	U/N	N/A	67.5	\$4,748,776
U/N	00-TFHP-801	City of Lincoln	Lincoln	U/N	Downpayment Assistance/Rental/New Construction	U/N	\$349,804	U/N	U/N	\$2,720,000	778%	\$3,069,804	5	U/N	N/A	58.2	\$6,254,063
U/N	00-TFHP-901	Northern Ponca Housing Authority	Federal Designated Service Area	U/N	Regional Homeowner	U/N	\$192,000	U/N	U/N	\$17,100	9%	\$209,100	5	U/N	N/A	4.8	\$425,450
U/N	00-TFPD-401	City of Genoa	Genoa	U/N	Pre-development	U/N	\$4,500	U/N	U/N	\$2,200	49%	\$6,700	U/N	N/A	N/A	0.3	\$31,512
U/N	00-TFPD-501	City of Crofton	Crofton	U/N	Pre-development	U/N	\$4,500	U/N	U/N	\$500	11%	\$5,000	U/N	N/A	N/A	0.1	\$10,835
U/N	00-TFPD-601	Greater Wahoo Development Foundation	Wahoo	U/N	Pre-development	U/N	\$20,000	U/N	U/N	\$2,742	14%	\$22,742	U/N	N/A	N/A	0.7	\$45,286
U/N	00-TFRH-102	Scotts Bluff County Housing Authority	Scotts Bluff County	U/N	New Construction	U/N	\$163,500	U/N	U/N	\$474,500	290%	\$638,000	7	U/N	U/N	10.3	\$1,114,203
U/N	00-TFRH-202	City of Albion	Albion	U/N	New Construction	U/N	\$221,500	U/N	U/N	\$411,061	186%	\$632,561	8	U/N	U/N	8.3	\$895,530
U/N	00-TFRH-302	Bethpage, Inc.	Lexington & Holdrege	U/N	New Construction	U/N	\$40,000	U/N	U/N	\$543,583	1359%	\$583,583	6	U/N	U/N	11.6	\$1,075,418
U/N	00-TFRH-402	Hastings/Adams County Housing Dev. Corp.	Hastings	U/N	New Construction	U/N	\$168,500	U/N	U/N	\$1,477,251	877%	\$1,645,751	16	U/N	U/N	25.3	\$2,858,269
U/N	00-TFRH-502	Catholic Charities	Columbus	U/N	New Construction	U/N	\$250,000	U/N	U/N	\$0	0%	\$250,000	24	U/N	U/N	3.4	\$399,309

Congressional District	Application Awarded	Organization Awarded	Project Location	Project Description	Project Summary	Grant Amount Requested	Amount Awarded	Amount of Cash Match	Percent of Cash Match	Amount Leveraged	Percent of Leverage	Total Project Cost	# of Units	Occupancy Rate	Expected Monthly Rent	Employment Generated	Community Investment
U/N	00-TFRH-503	Northeast Housing Initiative	West Point	U/N	New Construction	U/N	\$164,958	U/N	U/N	\$485,042	294%	\$650,000	8	U/N	U/N	7.6	\$878,456
U/N	00-TFRH-504	Columbus Development Corporation	Columbus	U/N	New Construction	U/N	\$460,693	U/N	U/N	\$1,413,851	307%	\$1,874,544	12	U/N	U/N	25.6	\$2,994,092
U/N	00-TFRH-505	Good Shepherd Assisted Living Center	Blair	U/N	New Construction	U/N	\$27,538	U/N	U/N	\$1,360,733	4941%	\$1,388,271	20	U/N	U/N	15.8	\$2,066,743
U/N	00-TFRH-603	Southeast Community College	Beatrice	U/N	New Construction	U/N	\$131,251	U/N	U/N	\$902,779	688%	\$1,034,030	10	U/N	U/N	14.4	\$1,560,500
U/N	00-TFRH-609	Seward County Housing Corporation	Seward	U/N	New Construction	U/N	\$373,000	U/N	U/N	\$935,546	251%	\$1,308,546	16	U/N	U/N	17.8	\$1,980,332
U/N	00-TFRH-610	Nemaha County Economic Development Alliance	Johnson, Auburn & Nemaha	U/N	New Construction	U/N	\$400,000	U/N	U/N	\$1,299,421	325%	\$1,699,421	16	U/N	U/N	5.3	\$602,369
U/N	00-TFRH-701	Douglas County Housing Authority	Omaha	U/N	New Construction	U/N	\$200,000	U/N	U/N	\$2,057,103	1029%	\$2,257,103	20	U/N	U/N	37.3	\$4,581,940
U/N	00-TFRH-702	South Omaha Affordable Housing Corporation	Omaha	U/N	New Construction	U/N	\$340,980	U/N	U/N	\$3,776,020	1107%	\$4,117,000	30	U/N	U/N	68.1	\$8,357,548
U/N	00-TFRH-801	Lincoln Civic Housing	Lincoln	U/N	New Construction	U/N	\$350,000	U/N	U/N	\$6,012,609	1718%	\$6,362,609	20	U/N	U/N	107.9	\$12,187,190
U/N	00-TFSD-101	Panhandle Community Services	Sidney	U/N	Downpayment Assistance	U/N	\$150,000	U/N	U/N	\$3,206,200	2137%	\$3,356,200	9	N/A	N/A	51.3	\$5,092,907
U/N	00-TFSD-102	Scotts Bluff County Housing Authority	Gering	U/N	Infrastructure	U/N	\$200,000	U/N	U/N	\$290,500	145%	\$490,500	15	N/A	N/A	11.5	\$845,228
U/N	00-TFSD-501	City of Norfolk	Norfolk	U/N	Infrastructure	U/N	\$400,000	U/N	U/N	\$5,347,165	1337%	\$5,747,165	32	N/A	N/A	97.8	\$10,015,268
U/N	00-TFTA-301	Southwest NE Community Betterment Corporation	Grant	U/N	Technical Assistance	U/N	\$25,000	U/N	U/N	\$0	0%	\$25,000	U/N	N/A	N/A	0.9	\$42,872
U/N	00-TFTA-701	Holy Name Housing Corporation	Omaha	U/N	Technical Assistance	U/N	\$25,000	U/N	U/N	\$127,847	511%	\$152,847	U/N	N/A	N/A	5.9	\$426,945
U/N	00-TFTA-704	Omaha Habitat for Humanity	Omaha	U/N	Technical Assistance	U/N	\$25,000	U/N	U/N	\$65,000	260%	\$90,000	U/N	N/A	N/A	6.3	\$454,573
U/N	00-TFTA-705	Family Housing Advisory Services	Omaha	U/N	Technical Assistance	U/N	\$25,000	U/N	U/N	\$259,000	1036%	\$284,000	U/N	N/A	N/A	11.0	\$793,298
U/N	00-TFTA-802	Nebraska Housing Resource	Lincoln	U/N	Technical Assistance	U/N	\$25,000	U/N	U/N	\$25,000	100%	\$50,000	U/N	N/A	N/A	0.8	\$95,771
U/N	00-TFTA-901	Native Council on Economic and Community Development	Walthill	U/N	Technical Assistance	U/N	\$25,000	U/N	U/N	\$40,000	160%	\$65,000	U/N	N/A	N/A	1.3	\$106,352

Congressional District	Application Awarded	Organization Awarded	Project Location	Project Description	Project Summary	Grant Amount Requested	Amount Awarded	Amount of Cash Match	Percent of Cash Match	Amount Leveraged	Percent of Leverage	Total Project Cost	# of Units	Occupancy Rate	Expected Monthly Rent	Employment Generated	Community Investment
U/N	01-TFATP-001	Great Plains Paralyzed Veterans of America Education Center	Statewide	U/N	Regional Homeowner	U/N	\$200,000	U/N	U/N	\$0	0%	\$200,000	5	N/A	N/A	4.8	\$482,438
U/N	01-TFHP-001	Nebraska Housing Resource	Statewide	U/N	New Construction	U/N	\$100,000	U/N	U/N	\$53,250	53%	\$153,250	4	U/N	N/A	3.7	\$369,668
U/N	01-TFHP-202	City of Atkinson	Atkinson, Emmet, Spencer, Bristow, Butte & Lynch	U/N	Downpayment Assistance/Rental	U/N	\$400,000	U/N	U/N	\$427,500	107%	\$827,500	18	U/N	N/A	11.3	\$1,166,969
U/N	01-TFHP-302	Southwest NE Community Betterment Corporation	Chase, Dundy, Hayes, Hitchcock & Perkins counties	U/N	Regional Homeowner	U/N	\$333,900	U/N	U/N	\$116,900	35%	\$450,800	21	U/N	N/A	8.6	\$801,438
U/N	01-TFHP-402	Hastings/Adams County Housing Dev. Corp.	Hastings	U/N	Downpayment Assistance	U/N	\$94,500	U/N	U/N	\$553,000	585%	\$647,500	10	U/N	N/A	9.8	\$1,124,550
U/N	01-TFHP-403	Mid-Nebraska Community Action	Buffalo County	U/N	Regional Homeowner	U/N	\$400,000	U/N	U/N	\$36,400	9%	\$436,400	17	U/N	N/A	7.0	\$741,954
U/N	01-TFHP-501	Village of Leigh	Burt, Cedar, Colfax, Cuming, Dixon, Dodge, Madison, Pierce, Platte, Stanton, Thurston & Wayne Counties	U/N	Downpayment Assistance	U/N	\$400,000	U/N	U/N	\$1,586,172	397%	\$1,986,172	29	U/N	N/A	25.9	\$2,657,532
U/N	01-TFHP-503	Elkhorn Valley Community Development Corp.	Norfolk	U/N	Rental/Downpayment Assistance	U/N	\$410,000	U/N	U/N	\$1,575,000	384%	\$1,985,000	18	U/N	N/A	33.8	\$3,459,150
U/N	01-TFHP-701	City of Omaha	Omaha	U/N	New Construction	U/N	\$445,238	U/N	U/N	\$0	0%	\$445,238	32	U/N	N/A	7.8	\$905,100
U/N	01-TFHP-801	City of Lincoln	Lincoln	U/N	New Construction	U/N	\$230,134	U/N	U/N	\$667,000	290%	\$897,134	12	U/N	N/A	4.1	\$441,611
U/N	01-TFIN-602	Blue Valley Community Action	Wymore	U/N	Infrastructure	U/N	\$50,000	U/N	U/N	\$15,000	30%	\$65,000	2	N/A	N/A	0.9	\$98,085
U/N	01-TFPD-605	Syracuse Housing Development	Syracuse	U/N	Pre-development	U/N	\$17,000	U/N	U/N	\$0	0%	\$17,000	U/N	N/A	N/A	0.3	\$25,653
U/N	01-TFPD-606	Beatrice Housing Agency	Beatrice	U/N	Pre-development	U/N	\$17,500	U/N	U/N	\$0	0%	\$17,500	U/N	N/A	N/A	0.2	\$26,407
U/N	01-TFPD-801	Southeast Nebraska Affordable Housing Council	Lincoln	U/N	Pre-development	U/N	\$56,380	U/N	U/N	\$0	0%	\$56,380	U/N	N/A	N/A	1.0	\$108,189
U/N	01-TFRH-104	Cirrus House, Inc.	Scottsbluff	U/N	New Construction	U/N	\$385,181	U/N	U/N	\$1,788,416	464%	\$2,173,597	29	U/N	U/N	35.0	\$3,795,981
U/N	01-TFRH-201	Keyapaha Housing Corporation	Valentine	U/N	New Construction	U/N	\$50,000	U/N	U/N	\$538,015	1076%	\$588,015	8	U/N	U/N	8.0	\$829,239

Congressional District	Application Awarded	Organization Awarded	Project Location	Project Description	Project Summary	Grant Amount Requested	Amount Awarded	Amount of Cash Match	Percent of Cash Match	Amount Leveraged	Percent of Leverage	Total Project Cost	# of Units	Occupancy Rate	Expected Monthly Rent	Employment Generated	Community Investment
U/N	01-TFRH-202	Pilgrim/Omaha Econ. Dev. Corp. Community	Omaha	U/N	New Construction	U/N	\$50,000	U/N	U/N	\$50,000	100%	\$0	20	U/N	U/N	1.9	\$139,665
U/N	01-TFRH-301	Keith County Housing Development Corporation	Ogallala	U/N	New Construction	U/N	\$401,400	U/N	U/N	\$961,812	240%	\$1,363,212	16	U/N	U/N	24.1	\$2,078,731
U/N	01-TFRH-501	Fremont Housing Authority	Fremont	U/N	New Construction	U/N	\$376,000	U/N	U/N	\$4,055,692	1079%	\$4,431,692	39	U/N	U/N	75.4	\$7,722,866
U/N	01-TFRH-701	New Creations	Omaha	U/N	New Construction	U/N	\$100,000	U/N	U/N	\$0	0%	\$100,000	19	U/N	U/N	3.9	\$279,330
U/N	01-TFTA-001	Nebraska Housing Resource	Statewide	U/N	Operating Assistance	U/N	\$40,000	U/N	U/N	\$4,000	10%	\$44,000	U/N	N/A	N/A	0.8	\$84,433
U/N	01-TFTA-301	Southwest NE Community Betterment Corporation	Grant	U/N	Operating Assistance	U/N	\$25,000	U/N	U/N	\$0	0%	\$25,000	U/N	N/A	N/A	0.9	\$42,872
U/N	01-TFTA-502	Native Council on Economic and Community Development	Macy & Walthill	U/N	Operating Assistance	U/N	\$25,000	U/N	U/N	\$0	0%	\$25,000	U/N	N/A	N/A	0.5	\$40,905
U/N	01-TFTA-702	South Omaha Affordable Housing Corporation	Omaha	U/N	Operating Assistance	U/N	\$25,000	U/N	U/N	\$0	0%	\$25,000	U/N	N/A	N/A	1.0	\$69,833
U/N	01-TFTA-703	Family Housing Advisory Services	Omaha	U/N	Operating Assistance	U/N	\$25,000	U/N	U/N	\$0	0%	\$25,000	U/N	N/A	N/A	1.0	\$69,833
U/N	01-TFTA-704	Omaha 100, Inc.	Omaha	U/N	Operating Assistance	U/N	\$25,000	U/N	U/N	\$0	0%	\$25,000	U/N	N/A	N/A	1.0	\$69,833
U/N	01-TFTA-801	Nebraska Association of Community Housing Development Organizations	Statewide	U/N	Operating Assistance	U/N	\$25,000	U/N	U/N	\$123,325	493%	\$148,325	U/N	N/A	N/A	1.0	\$115,883
U/N	02-TFHP-001	Nebraska Housing Developers	Statewide	U/N	Operating Assistance	U/N	\$200,000	U/N	U/N	\$16,800	8%	\$216,800	U/N	U/N	N/A	5.2	\$522,963
U/N	02-TFHP-103	Housing Authority - Scotts Bluff	Gering	U/N	New Construction	U/N	\$200,000	U/N	U/N	\$86,830	43%	\$286,830	5	U/N	N/A	6.7	\$494,289
U/N	02-TFHP-302	West Central Nebraska Dev. Dist.	Brady, Farnam, Maxwell	U/N	New Construction	U/N	\$135,000	U/N	U/N	\$213,000	158%	\$348,000	1	U/N	N/A	4.4	\$514,509
U/N	02-TFHP-306	Southwest NE Community Betterment Corporation	Grant	U/N	New Construction	U/N	\$154,000	U/N	U/N	\$0	0%	\$154,000	12	U/N	N/A	1.9	\$219,942
U/N	02-TFHP-308	Keith County Housing Development Corp	Ogallala	U/N	Downpayment Assistance	U/N	\$31,000	U/N	U/N	\$0	0%	\$31,000	5	U/N	N/A	0.6	\$62,216



Congressional District	Application Awarded	Organization Awarded	Project Location	Project Description	Project Summary	Grant Amount Requested	Amount Awarded	Amount of Cash Match	Percent of Cash Match	Amount Leveraged	Percent of Leverage	Total Project Cost	# of Units	Occupancy Rate	Expected Monthly Rent	Employment Generated	Community Investment
U/N	02-TFHP-507	City of Norfolk	Norfolk	U/N	New Construction	U/N	\$531,800	U/N	U/N	\$1,532,300	288%	\$2,064,100	6	U/N	N/A	35.1	\$3,596,994
U/N	02-TFHP-601	City of Seward	Seward	U/N	Downpayment Assistance	U/N	\$308,000	U/N	U/N	\$1,100,000	357%	\$1,408,000	21	U/N	N/A	19.1	\$2,130,844
U/N	02-TFHP-701	City of Omaha	Omaha	U/N	New Construction/ Rental	U/N	\$352,200	U/N	U/N	\$2,224,000	631%	\$2,576,200	0	U/N	N/A	43.7	\$5,226,907
U/N	02-TFHP-801	Nebraska Housing Resource	Statewide	U/N	New Construction	U/N	\$200,000	U/N	U/N	\$20,000	10%	\$220,000	3	U/N	N/A	3.5	\$421,392
U/N	02-TFHP-802	City of Lincoln	Lincoln	U/N	New Construction	U/N	\$244,800	U/N	U/N	\$560,000	229%	\$804,800	9	U/N	N/A	15.3	\$1,639,815
U/N	02-TFRH-301	Lincoln County Community Development Corp.	North Platte	U/N	New Construction	U/N	\$400,000	U/N	U/N	\$3,592,664	898%	\$3,991,664	49	U/N	U/N	66.2	\$6,796,987
U/N	02-TFRH-302	NAF Senior Housing II Inc.	Imperial	U/N	New Construction	U/N	\$50,000	U/N	U/N	\$625,700	1251%	\$675,700	8	U/N	U/N	12.8	\$1,201,269
U/N	02-TFRH-503	Fremont Housing Authority	Fremont	U/N	New Construction	U/N	\$400,000	U/N	U/N	\$2,280,500	570%	\$2,680,500	32	U/N	U/N	45.6	\$4,671,160
U/N	02-TFRH-603	City of Beatrice	Beatrice	U/N	Regional Homeowner	U/N	\$250,000	U/N	U/N	\$2,230,000	892%	\$2,480,000	0	U/N	U/N	36.8	\$3,748,484
U/N	02-TFRH-608	Syracuse Housing Development	Syracuse	U/N	New Construction	U/N	\$292,005	U/N	U/N	\$864,000	296%	\$1,156,005	12	U/N	U/N	20.4	\$1,744,412
U/N	02-TFTA-103	High Plains Community Dev. Corp.	Chadron Area	U/N	Operating Assistance	U/N	\$114,000	U/N	U/N	\$3,400	3%	\$117,400	U/N	N/A	N/A	1.4	\$64,155
U/N	02-TFTA-301	Keith County Housing Dev. Corp.	Ogallala	U/N	Operating Assistance	U/N	\$10,325	U/N	U/N	\$13,942	135%	\$24,267	U/N	N/A	N/A	0.2	\$17,235
U/N	02-TFTA-302	Southwest NE Community Betterment Corporation	Grant	U/N	Operating Assistance	U/N	\$74,000	U/N	U/N	\$3,400	5%	\$77,400	U/N	N/A	N/A	0.6	\$53,414
U/N	02-TFTA-303	Lincoln County Community Development Corp.	North Platte	U/N	Operating Assistance	U/N	\$114,000	U/N	U/N	\$20,000	18%	\$134,000	U/N	N/A	N/A	0.9	\$91,950
U/N	02-TFTA-306	McCook Economic Dev. Corp.	McCook	U/N	Operating Assistance	U/N	\$118,378	U/N	U/N	\$4,000	3%	\$122,378	U/N	N/A	N/A	0.7	\$70,499
U/N	02-TFTA-401	Mid-Nebraska Community Services	Kearney	U/N	Operating Assistance	U/N	\$120,000	U/N	U/N	\$4,000	3%	\$124,000	U/N	N/A	N/A	0.7	\$74,807
U/N	02-TFTA-402	Hastings/Adams County Housing Dev. Corp.	Hastings	U/N	Operating Assistance	U/N	\$114,000	U/N	U/N	\$3,400	3%	\$117,400	U/N	N/A	N/A	0.6	\$64,955
U/N	02-TFTA-501	Wayne County Community Development Corp.	Wayne	U/N	Operating Assistance	U/N	\$20,000	U/N	U/N	\$20,000	100%	\$40,000	U/N	N/A	N/A	0.4	\$52,206

Congressional District	Application Awarded	Organization Awarded	Project Location	Project Description	Project Summary	Grant Amount Requested	Amount Awarded	Amount of Cash Match	Percent of Cash Match	Amount Leveraged	Percent of Leverage	Total Project Cost	# of Units	Occupancy Rate	Expected Monthly Rent	Employment Generated	Community Investment
U/N	02-TFTA-502	Northeast Housing Initiative	Cedar, Dixon, Knox & Pierce Counties	U/N	Operating Assistance	U/N	\$114,000	U/N	U/N	\$57,000	50%	\$171,000	U/N	N/A	N/A	1.2	\$128,055
U/N	02-TFTA-503	Ho-Chunk Community Dev. Corp.	Winnebago	U/N	Operating Assistance	U/N	\$125,000	U/N	U/N	\$4,000	3%	\$129,000	U/N	N/A	N/A	0.7	\$70,430
U/N	02-TFTA-504	Three Rivers Development Corp (Burt / Washington County Community Housing Development Organizations)	Burt and Washington counties	U/N	Operating Assistance	U/N	\$120,000	U/N	U/N	\$0	0%	\$120,000	U/N	N/A	N/A	0.7	\$69,705
U/N	02-TFTA-505	Elkhorn Valley Community Development Corp.	Norfolk	U/N	Operating Assistance	U/N	\$114,000	U/N	U/N	\$3,400	3%	\$117,400	U/N	N/A	N/A	0.6	\$65,175
U/N	02-TFTA-601	Blue Valley Community Action, Inc.	Fairbury	U/N	Operating Assistance	U/N	\$114,000	U/N	U/N	\$3,400	3%	\$117,400	U/N	N/A	N/A	0.5	\$56,436
U/N	02-TFTA-602	Southeast Nebraska Affordable Housing	Lincoln	U/N	Operating Assistance	U/N	\$20,000	U/N	U/N	\$20,000	100%	\$40,000	U/N	N/A	N/A	0.7	\$71,878
U/N	02-TFTA-702	S. Omaha Afford Housing Corp	Omaha	U/N	Operating Assistance	U/N	\$20,000	U/N	U/N	\$30,205	151%	\$50,205	U/N	N/A	N/A	2.0	\$140,225
U/N	02-TFTA-703	Omaha 100, Inc.	Omaha	U/N	Operating Assistance	U/N	\$20,000	U/N	U/N	\$20,000	100%	\$40,000	U/N	N/A	N/A	0.7	\$81,314
U/N	02-TFTA-704	Family Housing Advisory Services	Omaha	U/N	Operating Assistance	U/N	\$20,000	U/N	U/N	\$20,000	100%	\$40,000	U/N	N/A	N/A	0.7	\$81,314
U/N	02-TFTA-801	Nebraska Housing Resource	Statewide	U/N	Operating Assistance	U/N	\$114,000	U/N	U/N	\$3,400	3%	\$117,400	U/N	N/A	N/A	0.6	\$71,637
U/N	02-TFTA-802	Lincoln Action Program	Lancaster and Saunders Counties	U/N	Operating Assistance	U/N	\$80,000	U/N	U/N	\$28,700	36%	\$108,700	U/N	N/A	N/A	1.2	\$150,100
U/N	02-TFTA-803	Nebraska Association of Community Housing Development Organizations	Statewide	U/N	Operating Assistance	U/N	\$129,000	U/N	U/N	\$3,400	3%	\$132,400	U/N	N/A	N/A	0.7	\$81,714
U/N	03-TFDH-501	Northeast NE Econ Devel District	Coleridge	U/N	New Construction	U/N	\$116,000	U/N	U/N	\$11,500	10%	\$127,500	0	N/A	N/A	3.1	\$259,331
U/N	03-TFDH-601	Blue Valley Community Action	Deshler	U/N	New Construction	U/N	\$197,000	U/N	U/N	\$390,000	198%	\$587,000	0	N/A	N/A	8.4	\$886
U/N	03-TFHP-204	Northeast Housing Initiative	Knox County	U/N	Regional Homeowner	U/N	\$200,000	U/N	U/N	\$16,800	8%	\$216,800	1	U/N	N/A	5.2	\$440,965
U/N	03-TFHP-303	Keith County	Keith County	U/N	Downpayment Assistance	U/N	\$56,000	U/N	U/N	\$400,000	714%	\$456,000	7	U/N	N/A	8.0	\$691,949
U/N	03-TFHP-601	Lincoln Action Program	Lancaster County	U/N	Downpayment Assistance	U/N	\$400,000	U/N	U/N	\$2,846,000	712%	\$3,246,000	0	U/N	N/A	56.6	\$7,092,044
U/N	03-TFRH-201	Village of Page	Page	U/N	New Construction	U/N	\$95,300	U/N	U/N	\$72,300	76%	\$167,600	2	U/N	U/N	2.8	\$292,067

Congressional District	Application Awarded	Organization Awarded	Project Location	Project Description	Project Summary	Grant Amount Requested	Amount Awarded	Amount of Cash Match	Percent of Cash Match	Amount Leveraged	Percent of Leverage	Total Project Cost	# of Units	Occupancy Rate	Expected Monthly Rent	Employment Generated	Community Investment
U/N	03-TFRH-501	City of Norfolk	Norfolk	U/N	New Construction	U/N	\$400,000	U/N	U/N	\$1,776,500	444%	\$2,176,500	24	U/N	U/N	37.2	\$3,792,871
U/N	03-TFRH-605	Southeast Nebraska Affordable Housing Council	Syracuse & Tecumseh	U/N	New Construction	U/N	\$450,000	U/N	U/N	\$1,360,480	302%	\$1,810,480	0	U/N	U/N	31.9	\$2,732,015
U/N	03-TFRH-607	MLH Nebraska Housing Corporation	Lincoln & York	U/N	New Construction	U/N	\$100,000	U/N	U/N	\$1,154,826	1155%	\$1,254,826	10	U/N	U/N	23.8	\$2,556,763
U/N	03-TFRH-902	Omaha Tribal Housing Authority	Macy	U/N	New Construction	U/N	\$307,000	U/N	U/N	\$3,034,681	988%	\$3,341,681	0	U/N	U/N	43.7	\$4,776,859
U/N	03-TFRH-1001	South Central Behavioral Services	Hastings	U/N	New Construction	U/N	\$300,000	U/N	U/N	\$1,500,000	500%	\$1,800,000	0	U/N	U/N	27.7	\$3,126,162
U/N	03-TFTA-103	Western Nebraska Housing Opportunities	Scotts Bluff County	U/N	Operating Assistance	U/N	\$40,000	U/N	U/N	\$4,000	10%	\$44,000	U/N	N/A	N/A	1.0	\$75,824
U/N	03-TFTA-502	Wayne Community Housing Development Organizations	Pender, Homer, Jackson, Hubbard, and Cuming County	U/N	Operating Assistance	U/N	\$80,000	U/N	U/N	\$4,000	5%	\$84,000	U/N	N/A	N/A	1.9	\$84,070
U/N	03-TFTA-603	Southeast Nebraska Affordable Housing	Lincoln	U/N	Operating Assistance	U/N	\$40,000	U/N	U/N	\$4,000	10%	\$44,000	U/N	N/A	N/A	1.6	\$88,016
U/N	04-TFDH-601	Lincoln Action Program	Southern Lancaster County including Hallam	U/N	Regional Homeowner	U/N	\$400,000	U/N	U/N	\$40,000	10%	\$440,000	0	N/A	N/A	7.7	\$961,337
U/N	04-TFDH-602	Blue Valley Community Action	Gage, Saline and Cass Counties	U/N	Regional Homeowner	U/N	\$400,000	U/N	U/N	\$174,000	44%	\$574,000	0	N/A	N/A	7.8	\$866,166
U/N	04-TFHO-207	CORE Development	Brunswick, Chambers, Clearwater, Elgin, Ewing, Inman, Oakdale, Orchard, Page, Royal and Neligh	U/N	Regional Homeowner	U/N	\$300,000	U/N	U/N	\$30,000	10%	\$330,000	0	U/N	N/A	4.4	\$467,188
U/N	04-TFHP-103	Western Nebraska Housing Opportunities	Scotts Bluff County	U/N	Downpayment Assistance	U/N	\$146,600	U/N	U/N	\$736,000	502%	\$882,600	0	U/N	N/A	14.2	\$1,541,372
U/N	04-TFHP-202	Northeast Housing Initiative	Knox County	U/N	Regional Homeowner	U/N	\$119,980	U/N	U/N	\$200,550	167%	\$320,530	0	U/N	N/A	7.7	\$651,949
U/N	04-TFHP-305	Southwest NE Community Betterment Corporation	Perkins, Chase, Dundy, Hitchcock and Hayes Counties	U/N	Regional Homeowner	U/N	\$170,000	U/N	U/N	\$14,490	9%	\$184,490	0	U/N	N/A	3.5	\$327,989
U/N	04-TFHP-703	City of Omaha	Omaha	U/N	New Construction	U/N	\$416,000	U/N	U/N	\$661,000	159%	\$1,077,000	0	U/N	N/A	18.3	\$2,185,148
U/N	04-TFHP-802	Neighborhoods, Inc.	Lincoln	U/N	New Construction	U/N	\$270,000	U/N	U/N	\$1,378,541	511%	\$1,648,541	0	U/N	N/A	31.3	\$3,358,974
U/N	04-TFHP-803	Neighborhoods, Inc.	Lincoln	U/N	Downpayment Assistance	U/N	\$280,000	U/N	U/N	\$1,867,741	667%	\$2,147,741	0	U/N	N/A	40.8	\$4,376,116
U/N	04-TFTA-902	ISANTI Comm. Res. Org.	Santee	U/N	Operating Assistance	U/N	\$40,000	U/N	U/N	\$16,640	42%	\$56,640	U/N	N/A	N/A	0.9	\$90,662

Congressional District	Application Awarded	Organization Awarded	Project Location	Project Description	Project Summary	Grant Amount Requested	Amount Awarded	Amount of Cash Match	Percent of Cash Match	Amount Leveraged	Percent of Leverage	Total Project Cost	# of Units	Occupancy Rate	Expected Monthly Rent	Employment Generated	Community Investment
U/N	04-TFTA-903	Native Council on Economic & Community Development	Walthill	U/N	Operating Assistance	U/N	\$40,000	U/N	U/N	\$69,984	175%	\$109,984	U/N	N/A	N/A	1.7	\$176,049
U/N	05-TFHP-109	High Plains Community Development Corp.	Chadron, Crawford, Harrison, Alliance, Hemingford, Gordon, Rushville and Hay Springs	U/N	Downpayment Assistance	U/N	\$120,000	U/N	U/N	\$26,800	22%	\$146,800	18	U/N	N/A	5.5	\$251,816
U/N	05-TFHO-351	Lincoln County Community Development Corp.	Brady, Hershey, Maxwell, North Platte, Sutherland, Wallace and Wellfleet	U/N	Owner-occupied Rehab	U/N	\$100,000	U/N	U/N	\$30,000	30%	\$130,000	5	U/N	N/A	2.2	\$221,363
U/N	05-TFHP-316	McCook Econ. Dev. Corp.	McCook	U/N	Purchase/Rehab/ Re-sale	U/N	\$200,000	U/N	U/N	\$93,300	47%	\$293,300	6	U/N	N/A	4.6	\$469,941
U/N	05-TFHO-318	Community Action Partnership of Mid-Nebraska	Furnas, Frontier, Red Willow counties	U/N	Owner-occupied Rehab	U/N	\$300,000	U/N	U/N	\$15,000	5%	\$315,000	18	U/N	N/A	4.9	\$504,710
U/N	05-TFHP-148	Western Nebraska Housing Opportunities	Scotts Bluff county	U/N	Purchase/Rehab/ Re-sale	U/N	\$200,000	U/N	U/N	\$116,000	58%	\$316,000	7	U/N	N/A	5.1	\$551,862
U/N	05-TFTA-101	High Plains Community Development Corp.	Western Nebraska	U/N	Operating Assistance	U/N	\$50,000	U/N	U/N	\$34,872	70%	\$84,872	0	N/A	N/A	3.2	\$145,587
U/N	05-TFHP-103	Western Nebraska Housing Opportunities	Scotts Bluff county	U/N	Downpayment Assistance	U/N	\$146,600	U/N	U/N	\$736,000	502%	\$882,600	8	U/N	N/A	14.2	\$1,541,372
U/N	05-TFHO-624	Beatrice	Beatrice	U/N	Owner-occupied Rehab	U/N	\$500,000	U/N	U/N	\$5,000	1%	\$505,000	11	U/N	N/A	7.5	\$763,300
U/N	05-TFHP-821	NeighborWorks	Lincoln	U/N	Downpayment Assistance/ Rental	U/N	\$400,000	U/N	U/N	\$1,932,000	483%	\$2,332,000	10	U/N	N/A	44.3	\$4,751,551
U/N	05-TFHP-822	NeighborWorks	Lincoln	U/N	New Construction	U/N	\$300,000	U/N	U/N	\$1,084,703	362%	\$1,384,703	18	U/N	N/A	26.3	\$2,821,392
U/N	05-TFRH-626	Southeast Affordable Housing Council	Nebraska City, Auburn	U/N	New Construction	U/N	\$350,000	U/N	U/N	\$1,917,175	548%	\$2,467,175	15	U/N	U/N	43.5	\$3,772,968
U/N	05-TFHP-611	Southeast Nebraska Community Action	Nemaha, Otoe, Richardson, Saunders counties	U/N	Downpayment Assistance/ Rental	U/N	\$350,000	U/N	U/N	\$978,400	280%	\$1,328,400	16	U/N	N/A	20.0	\$2,096,006
U/N	05-TFTA-244	Central Nebraska Economic Development Inc.	Blaine, Boyd, Brown, Cherry, Custer, Garfield, Greeley, Holt, Howard, Keya Paha, Loup, Rock, Sherman, Valley, Wheeler Counties	U/N	Operating Assistance	U/N	\$120,000	U/N	U/N	\$24,372	20%	\$144,372	0	N/A	N/A	0.6	\$60,654
U/N	05-TFHP-427	Housing Development Corporation	Hastings	U/N	New Construction	U/N	\$263,000	U/N	U/N	\$869,000	330%	\$1,132,000	8	U/N	N/A	17.1	\$1,966,009

Congressional District	Application Awarded	Organization Awarded	Project Location	Project Description	Project Summary	Grant Amount Requested	Amount Awarded	Amount of Cash Match	Percent of Cash Match	Amount Leveraged	Percent of Leverage	Total Project Cost	# of Units	Occupancy Rate	Expected Monthly Rent	Employment Generated	Community Investment
U/N	05-TFHO-417	Community Action Partnership of Mid-Nebraska	Franklin, Webster Counties	U/N	Owner-occupied Rehab	U/N	\$250,000	U/N	U/N	\$24,000	10%	\$274,000	12	U/N	N/A	4.3	\$439,018
U/N	05-TFHP-215	CORE, Inc	Antelope, Holt Counties	U/N	Downpayment Assistance	U/N	\$192,000	U/N	U/N	\$375,000	195%	\$567,000	14	U/N	N/A	7.5	\$802,714
U/N	05-TFHO-254	CORE, Inc	Antelope, Holt Counties	U/N	Owner-occupied Rehab	U/N	\$200,000	U/N	U/N	\$20,000	10%	\$220,000	9	U/N	N/A	2.9	\$311,459
U/N	05-TFRH-402	Sutton Housing Agency	Sutton	U/N	New Construction	U/N	\$337,000	U/N	U/N	\$689,900	205%	\$1,026,900	8	U/N	U/N	13.5	\$1,453,804
U/N	05-TFHO-252	Northeast Economic Development Inc.	Boone, Antelope, Holt counties	U/N	Owner-occupied Rehab	U/N	\$200,000	U/N	U/N	\$16,300	8%	\$216,300	9	U/N	N/A	2.9	\$304,377
U/N	05-TFPD-412	Housing Development Corporation	Harvard	U/N	Pre-development	U/N	\$136,000	U/N	U/N	\$15,000	11%	\$151,000	0	N/A	N/A	1.9	\$219,374
U/N	05-TFDH-401	Housing Development Corporation	Hall, Adams counties	U/N	Disaster Relief Rehabilitation	U/N	\$738,000	U/N	U/N	\$0	0%	\$738,000	82	N/A	N/A	12.8	\$1,332,807
U/N	05-TFHO-534	Norfolk	Norfolk	U/N	Owner-occupied Rehab	U/N	\$196,500	U/N	U/N	\$0	0%	\$196,500	9	U/N	N/A	3.3	\$342,430
U/N	05-TFHO-553	Northeast Economic Development Inc.	Burt, Cedar, Colfax, and Cuming counties	U/N	Owner-occupied Rehab	U/N	\$300,000	U/N	U/N	\$24,000	8%	\$324,000	14	U/N	N/A	4.3	\$455,932
U/N	05-TFHO-750	Omaha	OIC, Highland South neighborhoods in Omaha	U/N	Owner-occupied Rehab	U/N	\$766,800	U/N	U/N	\$125,000	16%	\$891,800	36	U/N	N/A	15.2	\$1,809,392
U/N	05-TFHP-746	Omaha	Charles Place development in Omaha	U/N	Downpayment Assistance	U/N	\$551,200	U/N	U/N	\$1,335,200	242%	\$1,886,400	12	U/N	N/A	32.1	\$3,827,357
U/N	05-TFHP-535	Wayne	Wayne	U/N	Downpayment Assistance	U/N	\$178,000	U/N	U/N	\$720,000	404%	\$898,000	8	U/N	N/A	9.0	\$1,172,025
U/N	05-TFRH-504	Wisner	Wisner	U/N	Rental	U/N	\$70,000	U/N	U/N	\$70,000	100%	\$140,000	8	U/N	U/N	1.4	\$182,721
U/N	05-TFRH-503	Progress Corporation	Oakland	U/N	Rental	U/N	\$49,500	U/N	U/N	\$49,500	100%	\$99,000	16	U/N	U/N	1.0	\$129,210
U/N	05-TFRH-751	Midwest Housing Equity Group	U/N	U/N	New Construction	U/N	\$190,000	U/N	U/N	\$3,145,000	1655%	\$3,335,000	18	U/N	U/N	56.8	\$6,766,452
U/N	05-TFHO-1001	Nebraska Housing Developers Assoc.	statewide	U/N	Owner-occupied Rehab	U/N	\$200,000	U/N	U/N	\$220,000	110%	\$420,000	22	U/N	N/A	2.1	\$246,870
U/N	06-TFHO-409	Housing Development Corporation	Adams, Clay, Hall, Nuckolls, Webster counties	U/N	Owner-occupied Rehab	U/N	\$236,000	U/N	U/N	\$44,000	19%	\$280,000	8	U/N	N/A	4.9	\$505,672
U/N	06-TFHO-502	Rebuilding Together	Omaha	U/N	Owner-occupied Rehab	U/N	\$159,000	U/N	U/N	U/N	U/N	U/N	U/N	U/N	N/A	U/N	U/N
U/N	06-TFHO-835	Lincoln Action Program	Lincoln	U/N	Owner-occupied Rehab	U/N	\$257,900	U/N	U/N	\$4,300	2%	\$262,200	9	U/N	N/A	5.0	\$534,244
U/N	06-TFHP-101	High Plains Community Development Corp.	Box Butte, Dawes, Sheridan, & Sioux Counties	U/N	Downpayment Assistance	U/N	\$100,000	U/N	U/N	\$40,000	40%	\$140,000	2	U/N	N/A	2.2	\$237,033

Congressional District	Application Awarded	Organization Awarded	Project Location	Project Description	Project Summary	Grant Amount Requested	Amount Awarded	Amount of Cash Match	Percent of Cash Match	Amount Leveraged	Percent of Leverage	Total Project Cost	# of Units	Occupancy Rate	Expected Monthly Rent	Employment Generated	Community Investment
U/N	06-TFHP-2107	Northeast Housing Initiative	Knox, Antelope counties	U/N	Purchase/Rehab/Re-sale	U/N	\$150,000	U/N	U/N	\$260,000	173%	\$410,000	8	U/N	N/A	9.8	\$833,928
U/N	06-TFHP-326	McCook Economic Dev. Corp.	McCook	U/N	Purchase/Rehab/Re-sale	U/N	\$95,400	U/N	U/N	\$0	0%	\$95,400	30	U/N	N/A	1.5	\$161,521
U/N	06-TFHP-401	Housing Development Corporation	Harvard	U/N	Purchase/Rehab/Re-sale/Downpayment Assistance	U/N	\$284,000	U/N	U/N	\$424,000	149%	\$708,000	13	U/N	N/A	8.9	\$1,028,588
U/N	06-TFHP-413	Ravenna	Ravenna	U/N	Downpayment Assistance	U/N	\$202,800	U/N	U/N	\$534,750	264%	\$737,550	6	U/N	N/A	11.8	\$1,253,960
U/N	06-TFHP-555	Stanton	Stanton	U/N	New Construction/Downpayment Assistance	U/N	\$237,800	U/N	U/N	\$370,949	156%	\$608,749	3	U/N	N/A	8.1	\$856,630
U/N	06-TFHP-577	Norfolk	Norfolk	U/N	New Construction	U/N	\$400,000	U/N	U/N	\$4,563,500	1141%	\$4,963,500	35	U/N	N/A	84.8	\$8,649,628
U/N	06-TFHP-579	Pender Economic Development	Pender	U/N	New Construction/Downpayment Assistance	U/N	\$115,400	U/N	U/N	\$83,600	72%	\$199,000	2	U/N	N/A	3.1	\$318,535
U/N	06-TFHP-581	Northeast Economic Development	Burt, Cedar, Colfax, Cuming, Dakota, Dixon, Dodge, Douglas, Madison, Pierce, Platte, Stanton, Thurston, Washington, Wayne counties	U/N	Downpayment Assistance	U/N	\$365,700	U/N	U/N	\$45,300	12%	\$411,000	17	U/N	N/A	5.5	\$578,358
U/N	06-TFHP-631	York Housing Authority	York	U/N	Downpayment Assistance	U/N	\$342,000	U/N	U/N	\$1,000,000	292%	\$1,342,000	8	U/N	N/A	25.5	\$2,734,384
U/N	06-TFHP-643	Thayer County	Thayer County	U/N	Downpayment Assistance	U/N	\$250,000	U/N	U/N	\$512,000	205%	\$762,000	8	U/N	N/A	3.2	\$366,305
U/N	06-TFHP-759	Omaha	Omaha	U/N	New Construction/Downpayment Assistance	U/N	\$800,000	U/N	U/N	\$2,090,000	261%	\$2,890,000	18	U/N	N/A	49.2	\$5,863,582
U/N	06-TFHR-801	Lincoln	Lincoln	U/N	Owner-occupied Rehab	U/N	\$250,000	U/N	U/N	\$32,500	13%	\$282,500	33	N/A	N/A	5.4	\$575,606
U/N	06-TFHP-832	Neighborhoods, Inc.	Lincoln	U/N	Purchase/Rehab/Re-sale/Downpayment Assistance	U/N	\$320,000	U/N	U/N	\$965,500	302%	\$1,285,500	11	U/N	N/A	24.4	\$2,619,262
U/N	06-TFHP-834	Lincoln Action Program	Clinton neighborhood in Lincoln	U/N	Purchase/Rehab/Re-sale	U/N	\$398,600	U/N	U/N	\$423,400	106%	\$822,000	7	U/N	N/A	15.6	\$1,674,860
U/N	06-TFDR-617	Blue Valley Community Action	Hebron	U/N	Disaster Recovery	U/N	\$194,700	U/N	U/N	\$5,500	3%	\$200,200	8	N/A	N/A	0.9	\$96,239
U/N	06-TFDR-618	Blue Valley Community Action	Beatrice	U/N	Disaster Recovery	U/N	\$404,400	U/N	U/N	\$6,500	2%	\$410,900	16	N/A	N/A	6.1	\$621,069

Congressional District	Application Awarded	Organization Awarded	Project Location	Project Description	Project Summary	Grant Amount Requested	Amount Awarded	Amount of Cash Match	Percent of Cash Match	Amount Leveraged	Percent of Leverage	Total Project Cost	# of Units	Occupancy Rate	Expected Monthly Rent	Employment Generated	Community Investment
U/N	06-TFDR-701	Midwest Housing Dev. Fund, Inc.	Omaha	U/N	Disaster Recovery	U/N	\$230,745	U/N	U/N	\$9,755	4%	\$240,500	18	N/A	N/A	4.1	\$487,956
U/N	06-TFDR-833	Lincoln Action Program	Lincoln	U/N	Disaster Recovery	U/N	\$516,471	U/N	U/N	-\$305,471	-59%	\$211,000	8	N/A	N/A	4.0	\$429,921
U/N	06-TFRH-101	Cirrus House, Inc.	Scottsbluff	U/N	New Construction	U/N	\$72,725	U/N	U/N	\$1,011,803	1391%	\$1,084,528	8	U/N	U/N	17.4	\$1,894,019
U/N	06-TFRH-5112	Douglas County Housing Authority	Valley	U/N	New Construction	U/N	\$600,000	U/N	U/N	\$1,661,882	277%	\$2,261,882	12	U/N	U/N	38.5	\$4,589,180
U/N	06-TFRH-701	New Community Development Corp.	Omaha	U/N	New Construction	U/N	\$300,000	U/N	U/N	\$8,221,632	2741%	\$8,521,632	51	U/N	U/N	145.0	\$17,289,720
U/N	06-TFRH-9103	Southeast NE Affordable Housing Council	Crete	U/N	New Construction	U/N	\$432,551	U/N	U/N	\$2,756,134	637%	\$3,188,685	24	U/N	U/N	43.3	\$4,811,726
U/N	06-TFDR-9102	Gordon Housing Authority	Gordon	U/N	Regional Homeowner	U/N	\$150,000	U/N	U/N	\$0	0%	\$150,000	5	N/A	N/A	2.4	\$253,963
U/N	06-TFRH-1093	Panhandle Community Services	Sidney	U/N	New Construction	U/N	\$100,000	U/N	U/N	\$620,100	620%	\$720,100	6	U/N	U/N	11.5	\$1,219,194
U/N	06-TFTA-9101	NE Housing Developers Association	Statewide	U/N	Operating Assistance	U/N	\$20,000	U/N	U/N	\$52,000	260%	\$72,000	U/N	N/A	N/A	1.2	\$121,902
U/N	06-TFTA-1001	NE Housing Developers Association	Statewide	U/N	Operating Assistance	U/N	\$80,000	U/N	U/N	\$18,723	23%	\$98,723	0	N/A	N/A	0.3	\$34,517
U/N	06-TFTA-157	Panhandle Community Services	Banner, Cheyenne, Deuel, Garden, Kimball, Morrill, Scotts Bluff counties	U/N	Operating Assistance	U/N	\$40,000	U/N	U/N	\$48,500	121%	\$88,500	0	N/A	N/A	1.4	\$154,556
U/N	06-TFTA-192	High Plains Community Development Corp.	Box Butte, Dawes, Sheridan, Sioux counties	U/N	Operating Assistance	U/N	\$50,000	U/N	U/N	\$52,659	105%	\$102,659	0	N/A	N/A	3.8	\$176,098
U/N	06-TFTA-307	Community Action Partnership of Mid-Nebraska	Frontier, Furnas, Gosper counties	U/N	Operating Assistance	U/N	\$20,000	U/N	U/N	\$20,000	100%	\$40,000	0	N/A	N/A	0.2	\$16,023
U/N	06-TFTA-323	McCook Economic Dev. Corp.	McCook	U/N	Operating Assistance	U/N	\$64,000	U/N	U/N	\$90,000	141%	\$154,000	0	N/A	N/A	2.4	\$246,747
U/N	06-TFTA-364	Keith County Housing Dev. Corp.	Keith County	U/N	Operating Assistance	U/N	\$80,000	U/N	U/N	\$1,250	2%	\$81,250	0	N/A	N/A	0.7	\$62,901
U/N	06-TFTA-374	Lincoln County Community Development Corp.	Lincoln county	U/N	Operating Assistance	U/N	\$80,000	U/N	U/N	\$22,500	28%	\$102,500	0	N/A	N/A	1.1	\$106,425
U/N	06-TFTA-406	Community Action Partnership of Mid-Nebraska	Adams, Buffalo, Clay, Franklin, Harlan, Kearney, Nuckolls, Phelps, Webster counties	U/N	Operating Assistance	U/N	\$60,000	U/N	U/N	\$0	0%	\$60,000	0	N/A	N/A	0.5	\$54,179
U/N	06-TFTA-528	Wayne Community Housing Dev. Corp.	Wayne, Cuming, Thurston counties	U/N	Operating Assistance	U/N	\$120,000	U/N	U/N	\$31,000	26%	\$151,000	0	N/A	N/A	0.7	\$92,666

Congressional District	Application Awarded	Organization Awarded	Project Location	Project Description	Project Summary	Grant Amount Requested	Amount Awarded	Amount of Cash Match	Percent of Cash Match	Amount Leveraged	Percent of Leverage	Total Project Cost	# of Units	Occupancy Rate	Expected Monthly Rent	Employment Generated	Community Investment
U/N	06-TFTA-705	GESU Housing	Clifton Hills in Omaha	U/N	Operating Assistance	U/N	\$80,000	U/N	U/N	\$86,000	108%	\$166,000	0	N/A	N/A	2.1	\$255,644
U/N	06-TFTA-721	Midwest Housing Dev. Fund, Inc.	Omaha	U/N	Operating Assistance	U/N	\$120,000	U/N	U/N	\$161,800	135%	\$281,800	0	N/A	N/A	3.4	\$409,436
U/N	06-TFTA-744	Builder Foundation	Omaha	U/N	Operating Assistance	U/N	\$40,000	U/N	U/N	\$37,000	93%	\$77,000	0	N/A	N/A	1.3	\$156,227
U/N	06-TFTA-9100	Omaha	Omaha	U/N	Operating Assistance	U/N	\$31,800	U/N	U/N	\$30,000	94%	\$61,800	0	N/A	N/A	1.1	\$125,387
U/N	06-TFTA-950	Nebraska Housing Developers Association	Statewide	U/N	Operating Assistance	U/N	\$10,600	U/N	U/N	\$10,600	100%	\$21,200	0	N/A	N/A	0.1	\$12,461
U/N	06-TFTA-952	Nebraska Housing Developers Association	Statewide	U/N	Operating Assistance	U/N	\$48,400	U/N	U/N	\$63,600	131%	\$112,000	0	N/A	N/A	0.6	\$65,832
U/N	06-TFTA-994	High Plains Community Development Corp.	Western Nebraska	U/N	Operating Assistance	U/N	\$20,000	U/N	U/N	\$0	0%	\$20,000	0	N/A	N/A	0.8	\$34,307
U/N	06-TFTA-9104	Northeast Economic Development	Platte Center	U/N	Operating Assistance	U/N	\$3,200	U/N	U/N	\$0	0%	\$3,200	0	N/A	N/A	0.7	\$74,722
U/N	06-TFHP-998	Omaha	Omaha	U/N	Operating Assistance	U/N	\$249,100	U/N	U/N	\$0	0%	\$249,100	0	U/N	N/A	1.1	\$125,387
U/N	07-TFTA-1013	High Plains Community Development Corp.	Chadron	U/N	Technical Assistance	U/N	\$60,000	U/N	U/N	\$68,400	114%	\$128,400	0	N/A	N/A	4.8	\$220,253
U/N	07-TFTA-9074	Nebraska Housing Developers Assoc. (NHDA)	Statewide	U/N	Technical Assistance	U/N	\$22,000	U/N	U/N	\$0	0%	\$22,000	0	N/A	N/A	0.1	\$12,931
U/N	07-TFTA-5096	ISANTI	Santee	U/N	Technical Assistance	U/N	\$120,000	U/N	U/N	\$0	0%	\$120,000	0	N/A	N/A	1.9	\$192,081
U/N	07-TFHP-1014	High Plains Community Development Corp.	Dawes, Sheridan, Box Butte and Sheridan Counties	U/N	Downpayment Assistance	U/N	\$101,760	U/N	U/N	\$25,600	25%	\$127,360	8	U/N	N/A	4.7	\$218,469
U/N	07-TFHP-1025	Western Nebraska Housing Opportunities (WNHO)	Scotts Bluff County	U/N	Downpayment Assistance	U/N	\$242,900	U/N	U/N	\$896,500	369%	\$1,139,400	38	U/N	N/A	18.4	\$1,989,847
U/N	07-TFHP-2031	Central Nebraska Econ. Dev. District (CNEDD), Inc.	O'Neill	U/N	New Construction	U/N	\$420,200	U/N	U/N	\$1,309,800	312%	\$1,730,000	8	U/N	N/A	23.6	\$2,384,805
U/N	07-TFHP-2033	Central Nebraska Econ. Dev. District (CNEDD), Inc.	17 counties in north-central Nebraska	U/N	Downpayment Assistance	U/N	\$150,000	U/N	U/N	\$26,050	17%	\$176,050	7	U/N	N/A	2.4	\$242,685
U/N	07-TFHP-3022	Keith County	Keith County	U/N	Downpayment Assistance	U/N	\$106,000	U/N	U/N	\$1,150,000	1085%	\$1,256,000	19	U/N	N/A	21.3	\$1,915,240
U/N	07-TFHO-3054	Southwest NE Community Betterment Corporation	Perkins County	U/N	Owner-occupied Rehab	U/N	\$200,000	U/N	U/N	\$14,400	7%	\$214,400	9	U/N	N/A	4.1	\$380,452



Congressional District	Application Awarded	Organization Awarded	Project Location	Project Description	Project Summary	Grant Amount Requested	Amount Awarded	Amount of Cash Match	Percent of Cash Match	Amount Leveraged	Percent of Leverage	Total Project Cost	# of Units	Occupancy Rate	Expected Monthly Rent	Employment Generated	Community Investment
U/N	07-TFHP-3055	Southwest NE Community Betterment Corporation	Chase, Dundy, Hitchcock & Perkins counties	U/N	Downpayment Assistance	U/N	\$200,000	U/N	U/N	\$14,000	7%	\$214,000	20	U/N	N/A	4.1	\$380,452
U/N	07-TFHP-4069	Housing Dev. Corp.	Hastings	U/N	New Construction	U/N	\$258,100	U/N	U/N	\$701,000	272%	\$959,100	6	U/N	N/A	16.8	\$1,732,107
U/N	07-TFHP-4071	Housing Dev. Corp.	Grand Island	U/N	Purchase/Rehab/Re-sale	U/N	\$295,000	U/N	U/N	\$645,000	219%	\$940,000	10	U/N	N/A	16.5	\$1,697,613
U/N	07-TFHP-5019	Northeast Economic Development Inc.	15 Counties in NE Nebraska	U/N	Downpayment Assistance	U/N	\$400,000	U/N	U/N	\$189,000	47%	\$589,000	12	U/N	N/A	7.8	\$830,401
U/N	07-TFHP-5044	City of Wayne	Wayne	U/N	Downpayment Assistance	U/N	\$387,416	U/N	U/N	\$2,340,525	604%	\$2,727,941	17	U/N	N/A	27.3	\$3,560,373
U/N	07-TFHO-7087	Omaha	Omaha	U/N	Owner-occupied Rehab	U/N	\$300,000	U/N	U/N	\$104,400	35%	\$404,400	12	U/N	N/A	7.2	\$820,494
U/N	07-TFHP-6008	Thayer County	Thayer County	U/N	Downpayment Assistance	U/N	\$175,000	U/N	U/N	\$360,000	206%	\$535,000	6	U/N	N/A	2.2	\$257,183
U/N	07-TFHP-6057	Midwest Housing Initiatives, Inc	Seward	U/N	New Construction	U/N	\$478,800	U/N	U/N	\$1,210,000	253%	\$1,688,800	10	U/N	N/A	22.9	\$2,555,802
U/N	07-TFHO-8037	Neighborworks	Lincoln	U/N	Owner-occupied Rehab	U/N	\$258,500	U/N	U/N	\$4,300	2%	\$262,800	9	U/N	N/A	5.0	\$535,466
U/N	07-TFHP-8038	Neighborworks Lincoln	Lincoln	U/N	Purchase/Rehab/Re-sale	U/N	\$373,400	U/N	U/N	\$533,100	143%	\$906,500	7	U/N	N/A	17.2	\$1,847,032
U/N	07-TFHP-8039	Neighborworks Lincoln	Lincoln	U/N	Purchase/Rehab/Re-sale	U/N	\$266,300	U/N	U/N	\$228,300	86%	\$494,600	4	U/N	N/A	9.4	\$1,007,769
U/N	07-TFHP-8084	Neighborworks Lincoln	Lincoln	U/N	Downpayment Assistance	U/N	\$300,000	U/N	U/N	\$1,000,000	333%	\$1,300,000	10	U/N	N/A	24.7	\$2,648,806
U/N	07-TFHP-7088	Omaha	Omaha	U/N	Downpayment Assistance	U/N	\$800,000	U/N	U/N	\$2,855,000	357%	\$3,655,000	20	U/N	N/A	65.1	\$7,416,093
U/N	07-TFHP-5051	Neighborworks Northeast Nebraska	Colfax and Platte counties	U/N	Purchase/Rehab/Re-sale	U/N	\$300,000	U/N	U/N	\$150,000	50%	\$450,000	10	U/N	N/A	6.0	\$633,239
U/N	07-TFDH-2078	Central Nebraska Econ. Dev. District (CNEDD), Inc.	Central NE	U/N	Disaster Relief Rehabilitation	U/N	\$240,000	U/N	U/N	\$0	0%	\$240,000	5	N/A	N/A	3.3	\$330,840
U/N	07-TFDH-3077	WCommunity Development	Western Nebraska	U/N	Disaster Relief Rehabilitation	U/N	\$240,000	U/N	U/N	\$0	0%	\$240,000	5	N/A	N/A	9.6	\$411,684
U/N	07-TFDH-4081	Community Action Partnership of Mid-Nebraska	Central NE	U/N	Disaster Relief Rehabilitation	U/N	\$120,000	U/N	U/N	\$0	0%	\$120,000	5	N/A	N/A	1.6	\$165,420
U/N	07-TFDH-5079	Northeast Economic Development Inc.	NE Nebraska	U/N	Disaster Relief Rehabilitation	U/N	\$240,000	U/N	U/N	\$0	0%	\$240,000	5	N/A	N/A	3.2	\$337,727
U/N	07-TFDH-6080	Blue Valley Community Action	Southeast NE	U/N	Disaster Relief Rehabilitation	U/N	\$240,000	U/N	U/N	\$0	0%	\$240,000	5	N/A	N/A	3.6	\$362,756
U/N	07-TFRH-4061	MIDWEST HOUSING DEVELOPMENT FUND, INC	Grand Island	U/N	New Construction	U/N	\$397,000	U/N	U/N	\$4,865,807	1226%	\$5,262,807	20	U/N	U/N	91.3	\$9,504,480

Congressional District	Application Awarded	Organization Awarded	Project Location	Project Description	Project Summary	Grant Amount Requested	Amount Awarded	Amount of Cash Match	Percent of Cash Match	Amount Leveraged	Percent of Leverage	Total Project Cost	# of Units	Occupancy Rate	Expected Monthly Rent	Employment Generated	Community Investment
U/N	07-TFRH-6072	PAWNEE CITY COMMUNITY FOUNDATION	Pawnee City, Auburn	U/N	New Construction	U/N	\$368,388	U/N	U/N	\$1,129,420	307%	\$1,497,808	8	U/N	U/N	4.7	\$530,906
U/N	07-TFDR-6082	Blue Valley Community Action	Crete	U/N	Rental/Rehab	U/N	\$358,400	U/N	U/N	\$0	0%	\$358,400	16	N/A	N/A	5.3	\$541,716
U/N	07-TFDR-3050	LINCOLN COUNTY Community Development Corp.	Hershey & Wallace	U/N	Rental/Rehab	U/N	\$165,000	U/N	U/N	\$0	0%	\$165,000	7	N/A	N/A	2.9	\$280,962
U/N	07-TFRH-5091	Ho Chunk	Winnebago	U/N	New Construction	U/N	\$544,700	U/N	U/N	\$2,610,900	479%	\$3,155,600	20	U/N	U/N	17.1	\$1,722,860
U/N	07-TFRH-6074	Blue Valley Community Action	Osceola	U/N	Rental/Rehab	U/N	\$18,000	U/N	U/N	\$30,000	167%	\$48,000	8	U/N	U/N	0.7	\$72,551
U/N	07-TFRH-6075	Blue Valley Community Action	Rising City	U/N	Rental/Rehab	U/N	\$12,000	U/N	U/N	\$43,000	358%	\$55,000	4	U/N	U/N	0.8	\$83,132
U/N	07-TFHP-1093	High Plains Community Development Corp.	Box Butte, Dawes, Sheridan counties	U/N	Downpayment Assistance	U/N	\$100,000	U/N	U/N	\$38,400	38%	\$138,400	23	U/N	N/A	5.1	\$237,407
U/N	07-TFRHHP-3016	Dawson County	Dawson County	U/N	New Construction	U/N	\$523,329	U/N	U/N	\$2,589,469	495%	\$3,112,798	18	U/N	U/N	54.8	\$5,300,472
U/N	07-TFRH-7100	MHDF - Gretna CROWN	Gretna	U/N	New Construction	U/N	\$625,000	U/N	U/N	\$2,344,438	375%	\$2,969,438	15	U/N	U/N	50.0	\$6,024,751
U/N	07-TFRH-8102	Centerpointe	Lincoln	U/N	New Construction	U/N	\$100,000	U/N	U/N	\$1,223,100	1223%	\$1,323,100	10	U/N	U/N	25.1	\$2,695,874
U/N	07-TFRH-7101	Omaha - Open Door Mission	Omaha	U/N	New Construction	U/N	\$450,000	U/N	U/N	\$11,838,040	2631%	\$12,288,040	82	U/N	U/N	218.7	\$24,931,399
U/N	08-TFHP-4050	Housing Dev. Corp.	Adams, Cherry, Nuckolls, Webster & Hall Counties	U/N	Downpayment Assistance	U/N	\$388,050	U/N	U/N	\$20,000	5%	\$408,050	10	U/N	N/A	7.1	\$736,927
U/N	08-TFHP-6015	Southeast Nebraska Community Action	Cass, Johnson, Nemaha, Otoe, Pawnee & Richardson Counties	U/N	Downpayment Assistance	U/N	\$311,300	U/N	U/N	\$715,800	230%	\$1,027,100	15	U/N	N/A	17.9	\$1,854,914
U/N	08-TFHP-8034	Nebraska Housing Resource	Lincoln	U/N	Downpayment Assistance	U/N	\$318,000	U/N	U/N	\$2,500,000	786%	\$2,818,000	15	U/N	N/A	53.5	\$5,741,796
U/N	08-TFHP-8036	Neighborworks Lincoln	Lincoln	U/N	Downpayment Assistance	U/N	\$400,000	U/N	U/N	\$1,740,000	435%	\$2,140,000	17	U/N	N/A	40.7	\$4,360,342
U/N	08-TFHP-8039	Neighborworks Lincoln	Lincoln	U/N	Purchase/Rehab/Re-sale	U/N	\$400,000	U/N	U/N	\$694,200	174%	\$1,094,200	3	U/N	N/A	20.8	\$2,229,479
U/N	08-TFHP-8040	Neighborworks Lincoln	Lincoln	U/N	Purchase/Rehab/Re-sale	U/N	\$380,500	U/N	U/N	\$1,474,900	388%	\$1,855,400	6	U/N	N/A	35.3	\$3,780,457
U/N	08-TFHP-3013	Community Action Partnership of Mid-Nebraska	Frontier, Furnas, Gosper & Red Willow Counties (excluding McCook)	U/N	Downpayment Assistance	U/N	\$260,000	U/N	U/N	\$410,000	158%	\$670,000	8	U/N	N/A	8.9	\$923,595
U/N	08-TFHO-6078	Southeast Nebraska Community Action	Johnson, Nemaha, Pawnee & Richardson Counties	U/N	Owner-occupied Rehab	U/N	\$400,000	U/N	U/N	\$40,000	10%	\$440,000	14	U/N	N/A	7.7	\$794,628

Congressional District	Application Awarded	Organization Awarded	Project Location	Project Description	Project Summary	Grant Amount Requested	Amount Awarded	Amount of Cash Match	Percent of Cash Match	Amount Leveraged	Percent of Leverage	Total Project Cost	# of Units	Occupancy Rate	Expected Monthly Rent	Employment Generated	Community Investment
U/N	08-TFRH-6057	Mosaic	Beatrice	U/N	New Construction	U/N	\$100,000	U/N	U/N	\$1,230,600	1231%	\$1,330,600	10	U/N	U/N	19.8	\$2,011,181
U/N	08-TFRH-4082	St. Paul Housing Authority	St. Paul	U/N	Rental/Rehab	U/N	\$100,000	U/N	U/N	\$0	0%	\$100,000	8	U/N	U/N	1.4	\$141,948
U/N	08-TFRH-1020	Western Nebraska Housing Opportunities (WNHO)	City of Scottsbluff	U/N	Rental/Rehab	U/N	\$998,915	U/N	U/N	\$335,000	34%	\$1,333,915	14	U/N	U/N	21.5	\$2,329,548
U/N	08-TFRH-1084	Elmwood Village LP	City of Scottsbluff	U/N	Disaster Recovery	U/N	\$215,000	U/N	U/N	\$35,000	16%	\$250,000	30	U/N	U/N	4.0	\$486,600
U/N	08-TFRH-4092	Holdrege Housing Partners	Holdrege	U/N	Rental/Rehab	U/N	\$369,362	U/N	U/N	\$13,500	4%	\$382,862	32	U/N	U/N	7.6	\$705,532
U/N	08-TFRH-3091	Cozad Housing Partners	Cozad	U/N	Rental/Rehab	U/N	\$410,117	U/N	U/N	\$15,894	4%	\$426,011	32	U/N	U/N	7.5	\$725,412
U/N	08-TFRH-4085	Aurora Housing Partners	Aurora	U/N	Rental/Rehab	U/N	\$202,943	U/N	U/N	\$9,900	5%	\$212,843	18	U/N	U/N	3.7	\$362,429
U/N	08-TFHP-3047	Lincoln County Community Dev. Corp.	North Platte	U/N	Purchase/Rehab/Re-sale	U/N	\$140,000	U/N	U/N	\$0	0%	\$140,000	3	U/N	N/A	1.5	\$145,361
U/N	08-TFHP-5012	Neighborworks Northeast	Schuyler	U/N	New Construction/Downpayment Assistance	U/N	\$220,000	U/N	U/N	\$112,000	51%	\$332,000	2	U/N	N/A	4.4	\$467,190
U/N	08-TFHP-5044	Northeast Economic Development	Wisner & Norfolk	U/N	New Construction/Downpayment Assistance	U/N	\$400,000	U/N	U/N	\$582,000	146%	\$982,000	5	U/N	N/A	9.8	\$1,281,657
U/N	08-TFRH-6081	Blue Valley Behavioral Health Center	Beatrice	U/N	New Construction/Rental	U/N	\$304,392	U/N	U/N	\$736,223	242%	\$1,040,615	3	U/N	U/N	15.4	\$1,572,873
U/N	08-TFHO-6099	Blue Valley Community Action	Gage, Jefferson, Saline & Thayer Co.	U/N	Owner-occupied Rehab	U/N	\$378,000	U/N	U/N	\$30,000	8%	\$408,000	14	U/N	N/A	6.1	\$616,686
U/N	08-TFRH-5098	Housing Authority of Wisner	Wisner	U/N	Rental/Rehab	U/N	\$46,050	U/N	U/N	\$0	0%	\$46,050	2	U/N	U/N	0.5	\$60,103
U/N	08-TFHO-1100	Nebraska Housing Developers Assoc. (NHDA)	Statewide	U/N	Owner-occupied Rehab	U/N	\$200,000	U/N	U/N	\$25,000	13%	\$225,000	7	U/N	N/A	3.6	\$430,969
U/N	07-TFRH-1105	Community Action Partnership of Western NE	Hemingford	U/N	Rental/Rehab	U/N	\$20,000	U/N	U/N	\$128,700	644%	\$148,700	16	U/N	U/N	2.7	\$280,802
U/N	08-TFRH-5095	Lyon's Apartments	Lyons	U/N	Rental/Rehab	U/N	\$80,000	U/N	U/N	\$138,352	173%	\$218,352	12	U/N	U/N	2.6	\$295,096
U/N	08-TFRH-7110	City of Omaha	Omaha	U/N	Rental/Rehab	U/N	\$330,000	U/N	U/N	\$485,400	147%	\$815,400	24	U/N	U/N	14.5	\$1,654,379
U/N	08-TFHP-7103	City of Omaha	Omaha	U/N	Downpayment Assistance	U/N	\$330,000	U/N	U/N	\$530,000	161%	\$860,000	8	U/N	N/A	15.3	\$1,744,869
U/N	08-TFHP-5097	Northeast Economic Development Inc.	Norfolk	U/N	Downpayment Assistance	U/N	\$200,000	U/N	U/N	\$0	0%	\$200,000	8	U/N	N/A	3.4	\$348,529

Congressional District	Application Awarded	Organization Awarded	Project Location	Project Description	Project Summary	Grant Amount Requested	Amount Awarded	Amount of Cash Match	Percent of Cash Match	Amount Leveraged	Percent of Leverage	Total Project Cost	# of Units	Occupancy Rate	Expected Monthly Rent	Employment Generated	Community Investment
U/N	08-TFHO-1093	PADD	Chradron, Crawford, & Hemingford	U/N	Owner-occupied Rehab	U/N	\$100,000	U/N	U/N	\$0	0%	\$100,000	5	U/N	N/A	3.7	\$171,537
U/N	08-TFHP-1112	Western Nebraska Housing Opportunities (WNHO)	Scotts Bluff County	U/N	Purchase/Rehab/ Re-sale	U/N	\$100,000	U/N	U/N	\$297,500	298%	\$397,500	4	U/N	N/A	6.4	\$694,194
U/N	08-TFTA-5111	Native Council	Thurston County & Omaha Indian Reservation	U/N	Technical Assistance	U/N	\$40,000	U/N	U/N	\$4,000	10%	\$44,000	0	N/A	N/A	0.2	\$24,023
U/N	09-TFTA-8019	Neighborworks Lincoln	City of Lincoln & Lancaster County	U/N	Technical Assistance	U/N	\$40,000	U/N	U/N	\$0	0%	\$40,000	0	N/A	N/A	0.8	\$81,502
U/N	09-TFTA-2031	Central Nebraska Econ. Dev. District (CNEDD), Inc.	Blaine, Boyd, Brown, Cherry, Custer, Garfield, Greeley, Hamilton, Holt, Howard, Keya Paha, Loup, Merrick, Rock, Sherman, Valley, & Wheeler Counties	U/N	Technical Assistance	U/N	\$40,000	U/N	U/N	\$6,000	15%	\$46,000	0	N/A	N/A	0.8	\$63,411
U/N	09-TFTA-1016	High Plains Community Development Corp.	Dawes, Sheridan, Box Butte & Sioux Counties	U/N	Technical Assistance	U/N	\$30,000	U/N	U/N	\$15,080	50%	\$45,080	0	N/A	N/A	1.0	\$77,329
U/N	09-TFHP-2037	Loup City	Loup City	U/N	New Construction/ Downpayment Assistance	U/N	\$390,000	U/N	U/N	\$975,870	250%	\$1,365,870	3	U/N	N/A	19.2	\$1,889,726
U/N	09-TFTA-3024	Lincoln County Community Dev. Corp.	Lincoln County: Brady, Hershey, Maxwell, North Platte, Sutherland, Wallace, Wellfleet	U/N	Technical Assistance	U/N	\$30,000	U/N	U/N	\$26,000	87%	\$56,000	0	N/A	N/A	1.0	\$95,357
U/N	09-TFTA-5056	Ho-Chunk Community Development Corp.	Winnebago Reservation	U/N	Technical Assistance	U/N	\$40,000	U/N	U/N	\$4,002	10%	\$44,002	0	N/A	N/A	0.2	\$24,023
U/N	08-TFHP-7102	Omaha	Omaha	U/N	New Construction/ Downpayment Assistance	U/N	\$224,629	U/N	U/N	\$1,187,000	528%	\$1,411,629	12	U/N	N/A	25.1	\$2,864,078
U/N	09-TFHP-2012	Boone County	Boone County	U/N	Purchase/Rehab/ Re-sale	U/N	\$320,900	U/N	U/N	\$5,000	2%	\$325,900	5	U/N	N/A	4.4	\$458,606
U/N	09-TFHP-1015	High Plains Community Development Corp	Dawes, Sioux, Box Butte and Sheridan Counties	U/N	Downpayment Assistance	U/N	\$200,000	U/N	U/N	\$38,600	19%	\$238,600	20	U/N	N/A	4.8	\$409,288
U/N	09-TFHP-3023	Lincoln County Community Dev. Corp.	Lincoln County	U/N	Downpayment Assistance	U/N	\$190,000	U/N	U/N	\$10,000	5%	\$200,000	16	U/N	N/A	2.1	\$207,659
U/N	09-TFHP-3030	McCook Econ. Dev. Corp.	McCook	U/N	Downpayment Assistance	U/N	\$190,000	U/N	U/N	\$0	0%	\$190,000	26	U/N	N/A	3.0	\$304,428

Congressional District	Application Awarded	Organization Awarded	Project Location	Project Description	Project Summary	Grant Amount Requested	Amount Awarded	Amount of Cash Match	Percent of Cash Match	Amount Leveraged	Percent of Leverage	Total Project Cost	# of Units	Occupancy Rate	Expected Monthly Rent	Employment Generated	Community Investment
U/N	09-TFHP-1010	Western Nebraska Housing Opportunities (WNHO)	Scotts Bluff County	U/N	Downpayment Assistance/Rehab	U/N	\$305,000	U/N	U/N	\$3,880,000	1272%	\$4,185,000	75	U/N	N/A	67.5	\$7,308,680
U/N	09-TFHP-5002	Neighborworks Northeast	Colfax, Cuming, Madison, Pierce, Platte, Stanton and Wayne Counties	U/N	Purchase/Rehab/Re-sale	U/N	\$643,500	U/N	U/N	\$1,222,500	190%	\$1,866,000	15	U/N	N/A	24.8	\$2,625,831
U/N	09-TFHP-5018	Norfolk Area Habitat for Humanity	Norfolk	U/N	New Construction/Downpayment Assistance	U/N	\$308,000	U/N	U/N	\$196,000	64%	\$504,000	3	U/N	N/A	8.6	\$878,293
U/N	09-TFHP-6001	Seward	Seward	U/N	Downpayment Assistance	U/N	\$338,000	U/N	U/N	\$1,120,000	331%	\$1,458,000	20	U/N	N/A	19.8	\$2,206,513
U/N	09-TFHP-6005	York County	York County	U/N	Downpayment Assistance/Rehab	U/N	\$329,900	U/N	U/N	\$840,000	255%	\$1,169,900	14	U/N	N/A	22.2	\$2,383,723
U/N	09-TFHP-6003	Blue Valley Community Action	Gage, Butler, Fillmore, Jefferson, Polk, York, Saline & Thayer Co.	U/N	Downpayment Assistance/Rehab	U/N	\$400,000	U/N	U/N	\$1,464,500	366%	\$1,864,500	28	U/N	N/A	27.9	\$2,818,164
U/N	09-TFHP-8020	Neighborworks Lincoln	Lincoln	U/N	Downpayment Assistance	U/N	\$400,000	U/N	U/N	\$1,750,000	438%	\$2,150,000	17	U/N	N/A	40.9	\$4,380,717
U/N	09-TFHP-6035	Thayer County	Thayer County	U/N	Downpayment Assistance/Rehab	U/N	\$288,000	U/N	U/N	\$600,000	208%	\$888,000	10	U/N	N/A	3.7	\$426,876
U/N	08-TFHO-6114	Southeast Nebraska Affordable Housing Council	Otoe, Saunders, Butler and Polk counties	U/N	Owner-occupied Rehab	U/N	\$400,000	U/N	U/N	\$0	0%	\$400,000	14	U/N	N/A	6.0	\$631,137
U/N	09-TFHP-5025	South Sioux City Habitat	South Sioux City	U/N	New Construction/Downpayment Assistance	U/N	\$264,900	U/N	U/N	\$50,000	19%	\$314,900	3	U/N	N/A	4.2	\$442,562
U/N	09-TFHP-4036	Santee Sioux Tribal Housing Authority	Santee	U/N	New Construction/Downpayment Assistance	U/N	\$290,477	U/N	U/N	\$864,523	298%	\$1,155,000	10	U/N	N/A	18.3	\$1,848,780
U/N	08-TFHO-3120	Southwest Nebraska Community Betterment Corp.	Perkins County	U/N	Owner-occupied Rehab	U/N	\$100,000	U/N	U/N	\$7,350	7%	\$107,350	3	U/N	N/A	2.1	\$190,492
U/N	07-TFHP-7029	Omaha	Omaha	U/N	Downpayment Assistance	U/N	\$400,000	U/N	U/N	\$26,000	7%	\$426,000	90	U/N	N/A	7.6	\$864,319
U/N	09-TFRH-7069	Omaha	Omaha	U/N	New Construction/Rehab/Re-sale	U/N	\$360,000	U/N	U/N	\$5,231,947	1453%	\$5,591,947	28	U/N	U/N	99.8	\$11,345,601
U/N	09-TFHP-7068	Omaha	Omaha	U/N	New Construction	U/N	\$1,030,000	U/N	U/N	\$2,470,000	240%	\$3,500,000	16	U/N	N/A	62.5	\$7,101,212

Congressional District	Application Awarded	Organization Awarded	Project Location	Project Description	Project Summary	Grant Amount Requested	Amount Awarded	Amount of Cash Match	Percent of Cash Match	Amount Leveraged	Percent of Leverage	Total Project Cost	# of Units	Occupancy Rate	Expected Monthly Rent	Employment Generated	Community Investment
U/N	05-TFPD-314	Lincoln County Community Dev. Corp.	Lincoln County & North Platte	U/N	New Construction/Downpayment Assistance	U/N	\$1,700,000	U/N	U/N	\$10,240,000	602%	\$11,940,000	74	N/A	N/A	125.4	\$12,397,242
U/N	09-TFRH-7067	Omaha	Omaha	U/N	New Construction	U/N	\$410,000	U/N	U/N	\$4,627,297	1129%	\$5,037,297	27	U/N	U/N	89.9	\$10,220,262
U/N	09-TFRHHP-3060	Lexington	Lexington	U/N	New Construction	U/N	\$500,000	U/N	U/N	\$5,058,000	1012%	\$5,558,000	32	U/N	U/N	97.8	\$9,464,162
U/N	09-TFRH-5054	Building Futures IV	Norfolk and Madison counties	U/N	New Construction	U/N	\$29,878	U/N	U/N	\$1,097,700	3674%	\$1,127,578	10	U/N	U/N	19.2	\$1,964,968
U/N	09-TFPD-2055	Ord - Rolling Hills (NNI)	Ord	U/N	Pre-development	U/N	\$25,000	U/N	U/N	\$5,500	22%	\$30,500	0	N/A	N/A	0.3	\$42,000
U/N	09-TFRH-3022	Lincoln County Community Dev. Corp.	North Platte	U/N	Rental/Rehab	U/N	\$191,000	U/N	U/N	\$111,210	58%	\$302,210	3	U/N	U/N	3.2	\$313,783
U/N	09-TFHP-8082	NeighborWorks Lincoln	Lincoln	U/N	Downpayment Assistance/Rental	U/N	\$400,000	U/N	U/N	\$1,530,000	383%	\$1,930,000	17	U/N	N/A	36.7	\$3,932,458
U/N	09-TFRH-3080	McCook Econ. Dev. Corp.	McCook	U/N	Rental/Rehab	U/N	\$192,112	U/N	U/N	\$0	0%	\$192,112	24	U/N	U/N	3.0	\$307,812
U/N	09-TFHO-1077	Nebraska Housing Developers Assoc. (NHDA)	Statewide	U/N	Owner-occupied Rehab	U/N	\$200,000	U/N	U/N	\$23,250	12%	\$223,250	6	U/N	N/A	3.6	\$427,617
U/N	09-TFTA-1078	Nebraska Housing Developers Assoc. (NHDA)	Knox & Thurston Counties	U/N	Technical Assistance	U/N	\$40,000	U/N	U/N	\$10,000	25%	\$50,000	0	N/A	N/A	1.2	\$101,699
U/N	09-TFRH-1076	Scotts Bluff Housing Authority	Gering	U/N	Rental/Rehab	U/N	\$150,000	U/N	U/N	\$375,498	250%	\$525,498	24	U/N	U/N	8.5	\$917,729
U/N	09-TFRH-3073	Imperial	Imperial & Chase counties	U/N	Rental/Rehab	U/N	\$100,000	U/N	U/N	\$77,325	77%	\$177,325	16	U/N	U/N	3.4	\$314,663
U/N	09-TFHP-2059	Ord - Rolling Hills (NNI)	Ord	U/N	New Construction	U/N	\$725,000	U/N	U/N	\$4,423,332	610%	\$5,148,332	20	U/N	N/A	72.4	\$7,122,886
U/N	09-TFRH-1072	Rushville Housing Authority	Rushville	U/N	Rental/Rehab	U/N	\$85,202	U/N	U/N	\$5,000	6%	\$90,202	20	U/N	U/N	2.0	\$154,730
U/N	09-TFHP-8081	Neighborworks Lincoln	Lincoln (Lancaster County, Malone Neighborhood)	U/N	New Construction	U/N	\$500,000	U/N	U/N	\$4,161,437	832%	\$4,661,437	18	U/N	N/A	88.6	\$9,497,879
U/N	09-TFRH-7069	City of Omaha	City of Omaha	U/N	New Construction/Rental	U/N	\$360,000	U/N	U/N	\$5,231,947	1453%	\$5,591,947	3	U/N	U/N	89.5	\$9,467,668
U/N	10-TFHP-3007	Keith County Housing Dev. Corp.	Ogallala	U/N	Downpayment Assistance/Rental	U/N	\$80,900	U/N	U/N	\$0	0%	\$80,900	1	U/N	N/A	1.4	\$123,362
U/N	10-TFHP-3025	McCook Econ. Dev. Corp.	Red Willow County	U/N	Downpayment Assistance/Rental	U/N	\$251,340	U/N	U/N	\$4,380	2%	\$255,720	6	U/N	N/A	4.0	\$409,728

Congressional District	Application Awarded	Organization Awarded	Project Location	Project Description	Project Summary	Grant Amount Requested	Amount Awarded	Amount of Cash Match	Percent of Cash Match	Amount Leveraged	Percent of Leverage	Total Project Cost	# of Units	Occupancy Rate	Expected Monthly Rent	Employment Generated	Community Investment
U/N	10-TFTA-1002	High Plains	Box Butte, Daves, Sheridan, Sioux Counties	U/N	Technical Assistance	U/N	\$20,000	U/N	U/N	\$28,120	141%	\$48,120	0	N/A	N/A	0.8	\$66,333
U/N	10-TFTA-6005	Southeast Nebraska Community Action	Cass, Johnson, Nemaha, Otoe, Pawnee, Richardson & Sarpy Counties	U/N	Technical Assistance	U/N	\$25,000	U/N	U/N	\$2,500	10%	\$27,500	0	N/A	N/A	0.5	\$49,664
U/N	10-TFTA-4013	Housing Dev. Corp.	Adams, Clay, Hall, Nuckolls, & Webster Counties	U/N	Technical Assistance	U/N	\$40,000	U/N	U/N	\$28,670	72%	\$68,670	0	N/A	N/A	1.2	\$124,016
U/N	10-TFRH-1009	Western Nebraska Housing Opportunities (WNHO)	Scotts Bluff county	U/N	Rental/Rehab	U/N	\$286,300	U/N	U/N	\$286,400	100%	\$572,700	6	U/N	U/N	9.2	\$1,000,163
U/N	10-TFHP-5030	Hartington	Hartington	U/N	Infrastructure	U/N	\$400,000	U/N	U/N	\$1,378,803	345%	\$1,778,803	7	U/N	N/A	23.8	\$2,503,126
U/N	10-TFHP-3028	Lincoln County Community Dev. Corp.	Lincoln Co., Brady, Hershey, Maxwell, North Platte, Sutherland, Wallace, Wellfleet	U/N	Purchase/Rehab/ Re-sale	U/N	\$200,000	U/N	U/N	\$263,000	132%	\$463,000	6	U/N	N/A	4.9	\$480,731
U/N	10-TFHP-2015	Bassett	Bassett	U/N	New Construction	U/N	\$131,700	U/N	U/N	\$67,550	51%	\$199,250	1	U/N	N/A	3.5	\$274,666
U/N	10-TFHP-2016	Burwell	Burwell	U/N	New Construction	U/N	\$171,965	U/N	U/N	\$10,550	6%	\$182,515	1	U/N	N/A	3.2	\$251,597
U/N	10-TFHP-4012	Housing Dev. Corp.	Adams, Clay, Hall, Nuckolls, & Webster Counties	U/N	Purchase/Rehab/ Re-sale	U/N	\$150,000	U/N	U/N	\$0	0%	\$150,000	3	U/N	N/A	2.6	\$270,896
U/N	10-TFDH-6069	Southeast Nebraska Affordable Housing Council	Cass, Otoe, Saunders Counties	U/N	Owner-occupied Rehab	U/N	\$120,000	U/N	U/N	\$0	0%	\$120,000	14	N/A	N/A	2.2	\$216,716
U/N	10-TFDH-1047	PADD	Sioux, Scotts Bluff, Morrill, Cheyenne, & Garden Counties	U/N	Owner-occupied Rehab	U/N	\$120,000	U/N	U/N	\$0	0%	\$120,000	14	N/A	N/A	1.9	\$209,568
U/N	10-TFDH-4046	Housing Dev. Corp.	Adams, Nuckolls, & Webster Counties	U/N	Owner-occupied Rehab	U/N	\$120,000	U/N	U/N	\$0	0%	\$120,000	14	N/A	N/A	2.1	\$216,717
U/N	10-TFDH-3042	WCommunity Development	Dawson County	U/N	Owner-occupied Rehab	U/N	\$240,000	U/N	U/N	\$0	0%	\$240,000	26	N/A	N/A	4.2	\$408,672
U/N	10-TFDH-2043	Central Nebraska Econ. Dev. District (CNEDD), Inc.	Blaine, Boyd, Brown, Cherry, Custer, Garfield, Greeley, Hamilton, Holt, Howard, Keya Paha, Loup, Rock, Sherman, Valley, & Wheeler Counties	U/N	Owner-occupied Rehab	U/N	\$240,000	U/N	U/N	\$0	0%	\$240,000	27	N/A	N/A	4.2	\$330,840

Congressional District	Application Awarded	Organization Awarded	Project Location	Project Description	Project Summary	Grant Amount Requested	Amount Awarded	Amount of Cash Match	Percent of Cash Match	Amount Leveraged	Percent of Leverage	Total Project Cost	# of Units	Occupancy Rate	Expected Monthly Rent	Employment Generated	Community Investment
U/N	10-TFDH-5044	Northeast Economic Development, Inc.	Antelope, Boone, Burt, Colfax, Cuming, Dodge, rural Douglas, Knox, Madison, Nance, Pierce, Platte, Stanton, Washington, & Wayne Counties	U/N	Owner-occupied Rehab	U/N	\$240,000	U/N	U/N	\$0	0%	\$240,000	27	N/A	N/A	3.2	\$334,146
U/N	10-TFHP-5072	South Sioux City Habitat	City of Sioux City	U/N	New Neighborhoods	U/N	\$750,000	U/N	U/N	\$3,541,814	472%	\$4,291,814	U/N	U/N	N/A	72.6	\$7,668,873
U/N	10-TFHP-6035	Neighborworks Lincoln	City of Lincoln & Lancaster County	U/N	Downpayment Assistance/ Rental	U/N	\$400,000	U/N	U/N	\$1,580,000	395%	\$1,980,000	30	U/N	N/A	37.7	\$4,034,335
U/N	10-TFHP-6033	Nebraska City	Nebraska City	U/N	Downpayment Assistance/ Rental	U/N	\$285,200	U/N	U/N	\$720,000	252%	\$1,005,200	12	U/N	N/A	18.4	\$1,815,358
U/N	10-TFHO-7065	City of Omaha	City of Omaha	U/N	Owner-occupied Rehab	U/N	\$183,000	U/N	U/N	\$150,000	82%	\$0	10	U/N	N/A	0.0	\$0
U/N	10-TFHP-7064	City of Omaha	City of Omaha	U/N	New Construction/ Downpayment Assistance	U/N	\$617,000	U/N	U/N	\$3,277,000	531%	\$3,894,000	22	U/N	N/A	62.3	\$6,592,892
U/N	11-TFTA-3011	Southwest Nebraska Community Betterment Corp.	Perkins, Chase, Dundy, Hitchcock and Hayes Counties	U/N	Technical Assistance	U/N	\$25,000	U/N	U/N	\$2,500	10%	\$27,500	0	N/A	N/A	0.4	\$46,941
U/N	11-TFHO-1055	Community Action Partnership of Western Nebraska	Morrill, Scotts Bluff counties	U/N	Owner-occupied Rehab	U/N	\$200,000	U/N	U/N	\$0	0%	\$200,000	7	U/N	N/A	3.4	\$357,372
U/N	11-TFRH-1010	Western Nebraska Housing Opportunities (WNHO)	Scotts Bluff County	U/N	Rental/Rehab	U/N	\$433,800	U/N	U/N	\$438,000	101%	\$871,800	8	U/N	U/N	14.1	\$1,488,127
U/N	11-TFHP-5003	Neighborworks Northeast Nebraska	Cities of Norfolk, (including Woodland Park), Columbus, and Schuyler	U/N	Purchase/Rehab/ Re-sale	U/N	\$468,815	U/N	U/N	\$50,000	11%	\$518,815	10	U/N	N/A	8.4	\$885,596
U/N	11-TFHP-3024	Lincoln County Community Dev. Corp.	North Platte	U/N	New Construction	U/N	\$265,500	U/N	U/N	\$30,000	11%	\$295,500	3	U/N	N/A	4.8	\$504,407
U/N	11-TFHP-2015	Central Nebraska Econ. Dev. District (CNEDD), Inc.	Village of Stuart and City of Sargent	U/N	New Construction	U/N	\$507,639	U/N	U/N	\$87,690	17%	\$595,329	3	U/N	N/A	9.6	\$1,016,203
U/N	11-TFHP-2013	Village of Butte	Village of Butte	U/N	Purchase/Rehab/ Re-sale	U/N	\$161,720	U/N	U/N	\$10,000	6%	\$171,720	2	U/N	N/A	2.8	\$293,119
U/N	11-TFHP-6025	Blue Valley Community Action	Butler, Fillmore, Gage, Jefferson, Polk, Saline, Seward, Thayer, and York counties	U/N	Purchase/Rehab/ Re-sale	U/N	\$300,458	U/N	U/N	\$0	0%	\$300,458	3	U/N	N/A	5.1	\$536,877
U/N	11-TFHO-7057	City of Omaha	City of Omaha	U/N	Owner-occupied Rehab	U/N	\$222,000	U/N	U/N	\$175,000	79%	\$397,000	11	U/N	N/A	6.4	\$672,157



Congressional District	Application Awarded	Organization Awarded	Project Location	Project Description	Project Summary	Grant Amount Requested	Amount Awarded	Amount of Cash Match	Percent of Cash Match	Amount Leveraged	Percent of Leverage	Total Project Cost	# of Units	Occupancy Rate	Expected Monthly Rent	Employment Generated	Community Investment
U/N	11-TFHP-7058	City of Omaha	City of Omaha	U/N	New Construction/Downpayment Assistance	U/N	\$333,000	U/N	U/N	\$1,565,000	470%	\$1,898,000	11	U/N	N/A	30.4	\$3,213,484
U/N	11-TFHP-7059	City of Omaha	City of Omaha	U/N	Downpayment Assistance	U/N	\$445,000	U/N	U/N	\$400,000	90%	\$845,000	7	U/N	N/A	13.5	\$1,430,661
U/N	12-TFTA-3011	Lincoln County Community Development Corp.	Villages of: Brady, Curtis, Hershey, Maxwell, Sutherland, Wallace, and Wellfleet; City of North Platte	U/N	Operating Assistance	U/N	\$25,000	U/N	U/N	\$94,000	376%	\$119,000	0	N/A	N/A	1.9	\$201,478
U/N	12-TFTA-2030	Central Nebraska Economic Development, Inc.	Counties of: Blaine, Boyd, Brown, Cherry, Custer, Greeley, Garfield, Hamilton, Holt, Howard, Keya Paha, Loup, Merrick, Rock, Sherman, Valley, and Wheeler	U/N	Operating Assistance	U/N	\$25,000	U/N	U/N	\$20,000	80%	\$45,000	0	N/A	N/A	0.7	\$76,189
U/N	12-TFTA-6004	Southeast Nebraska Community Action	Counties of: Cass, Johnson, Nemaha, Otoe, Pawnee, Richardson, and Sarpy	U/N	Operating Assistance	U/N	\$25,000	U/N	U/N	\$2,500	10%	\$27,500	0	N/A	N/A	0.4	\$46,560
U/N	12-TFTA-5037	Ho-Chunk Community Development Corp.	Village of Winnebago	U/N	Operating Assistance	U/N	\$25,000	U/N	U/N	\$2,500	10%	\$27,500	0	N/A	N/A	0.4	\$46,560
U/N	12-TFRH-2032	Village of Wolbach	Village of Wolbach	U/N	Rental/Rehab	U/N	\$126,795	U/N	U/N	\$0	0%	\$126,795	4	U/N	U/N	2.0	\$214,675
U/N	12-TFRH-2031	Central Nebraska Economic Development, Inc.	The counties of: Blaine, Boyd, Brown, Cherry, Custer, Garfield, Greeley, hamilton, Holt, Howard, Keya Paha, Loup, Merrick, Rock, Sherman, Valley and Wheeler	U/N	Rental/Rehab	U/N	\$150,780	U/N	U/N	\$0	0%	\$150,780	5	U/N	U/N	2.4	\$255,284
U/N	12-TFRH-2029	Stuart Village Manor	Village of Stuart	U/N	New Construction/Rental	U/N	\$255,000	U/N	U/N	\$89,224	35%	\$344,224	2	U/N	U/N	5.5	\$582,802
U/N	12-TFRH-5034	City of Norfolk	City of Norfolk	U/N	Rental/Rehab	U/N	\$501,905	U/N	U/N	\$422,620	84%	\$924,525	7	U/N	U/N	14.8	\$1,565,304
U/N	12-TFRH-3012	Lincoln County Community Development Corp.	City of North Platte	U/N	Rental/Rehab	U/N	\$195,040	U/N	U/N	\$31,540	16%	\$226,580	4	U/N	U/N	3.6	\$383,620
U/N	12-TFHP-5051	City of Columbus	City of Columbus	U/N	New Construction	U/N	\$500,000	U/N	U/N	\$223,000	45%	\$723,000	9	U/N	N/A	11.6	\$1,224,104
U/N	12-TFHO-6002	Southeast Nebraska Community Action	Counties of: Johnson, Nemaha, Pawnee, and Richardson	U/N	Owner-occupied Rehab	U/N	\$400,000	U/N	U/N	\$40,000	10%	\$440,000	14	U/N	N/A	7.0	\$744,959

Congressional District	Application Awarded	Organization Awarded	Project Location	Project Description	Project Summary	Grant Amount Requested	Amount Awarded	Amount of Cash Match	Percent of Cash Match	Amount Leveraged	Percent of Leverage	Total Project Cost	# of Units	Occupancy Rate	Expected Monthly Rent	Employment Generated	Community Investment
U/N	12-TFHP-1010	Western Nebraska Housing Opportunities	Cities of Gering and Scottsbluff; Scotts Bluff County	U/N	Downpayment Assistance	U/N	\$134,000	U/N	U/N	\$25,000	19%	\$159,000	35	U/N	N/A	2.5	\$269,201
U/N	12-TFHP-1009	Village of Gering	Village of Gering	U/N	New Construction/Downpayment Assistance	U/N	\$465,000	U/N	U/N	\$448,500	96%	\$913,500	5	U/N	N/A	14.6	\$1,546,637
U/N	12-TFHP-1035	High Plains Community Development Corp.	Counties of: Dawes, Sheridan, Sioux, Box Butte, and Morrill	U/N	Downpayment Assistance	U/N	\$75,000	U/N	U/N	\$0	0%	\$75,000	12	U/N	N/A	1.2	\$126,982
U/N	12-TFHP-6005	City of Seward	Seward County	U/N	Downpayment Assistance/Rental	U/N	\$349,000	U/N	U/N	\$840,000	241%	\$1,189,000	14	U/N	N/A	19.0	\$2,013,084
U/N	12-TFHP-6016	Thayer County Development Alliance	Thayer County	U/N	Downpayment Assistance/Rental	U/N	\$157,500	U/N	U/N	\$300,000	190%	\$457,500	5	U/N	N/A	7.3	\$774,589
U/N	12-TFHP-6006	Southeast Nebraska Community Action	Counties of: Cass, Johnson, Nemaha, Otoe, Pawnee, Richardson, and Sarpy	U/N	Downpayment Assistance/Rental	U/N	\$400,000	U/N	U/N	\$710,500	178%	\$1,110,500	15	U/N	N/A	17.8	\$1,880,176
U/N	12-TFHP-5017	Northeast Economic Development, Inc.	Counties of: Burt, Cedar, Colfax, Cuming, Dakota, Dodge, Dixon, rural Douglas, Madison, Pierce, Platte, Stanton, Thurston, Washinton, and Wayne	U/N	New Construction/Downpayment Assistance	U/N	\$365,800	U/N	U/N	\$110,000	30%	\$475,800	4	U/N	N/A	7.6	\$805,572
U/N	12-TFHP-3052	Southwest Nebraska Community Betterment Corporation	Cities of: Imperial, Wauneta, and Grant	U/N	Downpayment Assistance	U/N	\$95,650	U/N	U/N	\$0	0%	\$95,650	4	U/N	N/A	1.5	\$161,944
U/N	12-TFHO-7058	Omaha	City of Omaha	U/N	Owner-occupied Rehab	U/N	\$400,000	U/N	U/N	\$0	0%	\$400,000	20	U/N	N/A	6.4	\$677,236
U/N	12-TFHP-7059	Omaha	City of Omaha	U/N	New Construction	U/N	\$850,000	U/N	U/N	\$0	0%	\$850,000	18	U/N	N/A	13.6	\$1,439,126
U/N	12-TFHP-8023	Neighborworks Lincoln	City of Lincoln	U/N	Purchase/Rehab/Re-sale	U/N	\$200,000	U/N	U/N	\$0	0%	\$200,000	4	U/N	N/A	3.2	\$338,618
U/N	13-TFTA-1002	High Plains Community Development Corporation	Counties of: Box Butte, Dawes, Sheridan, and Sioux	U/N	Operating Assistance	U/N	\$30,000	U/N	U/N	\$20,000	67%	\$50,000	0	N/A	N/A	0.4	\$90,903
U/N	13-TFHP-1025	Western Nebraska Housing Opportunity	City of Scottsbluff	U/N	New Construction	U/N	\$444,600	U/N	U/N	\$32,000	7%	\$476,600	4	U/N	N/A	3.7	\$866,487

Congressional District	Application Awarded	Organization Awarded	Project Location	Project Description	Project Summary	Grant Amount Requested	Amount Awarded	Amount of Cash Match	Percent of Cash Match	Amount Leveraged	Percent of Leverage	Total Project Cost	# of Units	Occupancy Rate	Expected Monthly Rent	Employment Generated	Community Investment
U/N	13-TFHO-1039	Community Action Partnership of Western Nebraska	Counties of: Banner, Cheyenne, Deuel, Garden, Kimball, Morrill, Scotts Bluff	U/N	Owner-occupied Rehab	U/N	\$337,000	U/N	U/N	\$53,075	16%	\$390,075	11	U/N	N/A	3.1	\$709,180
U/N	13-TFTA-1045	Community Action Partnership of Western Nebraska	Counties of: Banner, Cheyenne, Deuel, Garden, Kimball, Morrill, and Scotts Bluff	U/N	Operating Assistance	U/N	\$30,000	U/N	U/N	\$5,000	17%	\$35,000	0	N/A	N/A	0.3	\$63,632
U/N	13-TFRH-1074	City of Sidney	City of Sidney	U/N	New Neighborhoods	U/N	\$500,000	U/N	U/N	\$0	0%	\$500,000	4	U/N	U/N	3.9	\$909,030
U/N	13-TFHO-2019	Central Nebraska Economic Development, Inc.	Counties of: Blaine, Boyd, Brown, Cherry, Custer, Greeley, Garfield, Hamilton, Holt, Howard, Keya Paha, Loup, Merrick, Rock, Sherman, Valley, and Wheeler	U/N	Owner-occupied Rehab	U/N	\$188,000	U/N	U/N	\$0	0%	\$188,000	6	U/N	N/A	1.5	\$341,795
U/N	13-TFHP-2020	Midwest Housing Initiatives, Inc	City of Broken Bow	U/N	New Construction	U/N	\$432,000	U/N	U/N	\$172,500	40%	\$604,500	6	U/N	N/A	4.7	\$1,099,017
U/N	13-TFTA-3014	Southwest Nebraska Community Betterment Corporation	Counties of: Perkins, Chase, Dundy, Hayes, and Hitchcock	U/N	Operating Assistance	U/N	\$30,000	U/N	U/N	\$0	0%	\$30,000	0	N/A	N/A	0.2	\$54,542
U/N	13-TFHP-3036	McCook Economic Dev. Corp.	City of McCook	U/N	Purchase/Rehab/ Re-sale	U/N	\$300,000	U/N	U/N	\$4,500	2%	\$304,500	3	U/N	N/A	2.4	\$553,599
U/N	13-TFTA-3046	West Central Nebraska Dev. Dist.	Counties of: Grant, Hooker, Thomas, Arthur, McPherson, Logan, Keith, Perkins, Lincoln, Dawson, Chase, Hayes, Frontier, Gosper, Dundy, Hitchcock, Red Willow and Furnas	U/N	Operating Assistance	U/N	\$30,000	U/N	U/N	\$5,000	17%	\$35,000	0	N/A	N/A	0.3	\$63,632
U/N	13-TFHO-4009	Community Action Partnership of Mid-Nebraska	Counties of: Buffalo, Franklin, Harlan, Kearney, and Phelps	U/N	Owner-occupied Rehab	U/N	\$226,122	U/N	U/N	\$0	0%	\$226,122	8	U/N	N/A	1.8	\$411,103
U/N	13-TFTA-4010	Community Action Partnership of Mid-Nebraska	Counties of: Buffalo, Franklin, Frontier, Furnas, Gosper, Harlan, Kearney, Phelps, and Red Willow	U/N	Operating Assistance	U/N	\$30,000	U/N	U/N	\$0	0%	\$30,000	0	N/A	N/A	0.2	\$54,542
U/N	13-TFRH-4023	St. Paul Housing Authority	City of St. Paul	U/N	New Construction/ Rental	U/N	\$443,050	U/N	U/N	\$0	0%	\$443,050	3	U/N	U/N	3.5	\$805,491

Congressional District	Application Awarded	Organization Awarded	Project Location	Project Description	Project Summary	Grant Amount Requested	Amount Awarded	Amount of Cash Match	Percent of Cash Match	Amount Leveraged	Percent of Leverage	Total Project Cost	# of Units	Occupancy Rate	Expected Monthly Rent	Employment Generated	Community Investment
U/N	13-TFRH-4026	Central Nebraska Community Services, Inc.	Cities of: Loup City, Central City, O'Neill, Cairo, Ainsworth and Greeley	U/N	Rental/Rehab	U/N	\$357,628	U/N	U/N	\$0	0%	\$357,628	24	U/N	U/N	2.8	\$650,189
U/N	13-TFTA-4032	Housing Development Corporation - Hastings	Counties of: Adams, Clay, Hall, Nuckolls, and Webster	U/N	Operating Assistance	U/N	\$30,000	U/N	U/N	\$35,000	117%	\$65,000	0	N/A	N/A	0.5	\$118,174
U/N	13-TFHP-5015	Wayne Community Housing Dev. Corp.	Counties of: Burt, Cuming, Dodge, Thurston, Washington and Wayne	U/N	Purchase/Rehab/ Re-sale	U/N	\$295,000	U/N	U/N	\$676,000	229%	\$971,000	8	U/N	N/A	7.6	\$1,765,336
U/N	13-TFTA-5022	Neighborworks Northeast Nebraska	Counties of: Colfax, Cuming, Madison, Pierce, Platte, Stanton and Wayne	U/N	Operating Assistance	U/N	\$30,000	U/N	U/N	\$89,500	298%	\$119,500	0	N/A	N/A	0.9	\$217,258
U/N	13-TFTA-5027	Coalition for a Better Community	City of Walthill	U/N	Operating Assistance	U/N	\$30,000	U/N	U/N	\$5,694	19%	\$35,694	0	N/A	N/A	0.3	\$64,894
U/N	13-TFHP-5034	Three Rivers Housing	City of Lyons	U/N	New Construction	U/N	\$395,300	U/N	U/N	\$0	0%	\$395,300	3	U/N	N/A	3.1	\$718,679
U/N	13-TFTA-5035	Three Rivers Housing	Counties of: Burt, Cuming, Dodge, and Washington	U/N	Operating Assistance	U/N	\$30,000	U/N	U/N	\$10,000	33%	\$40,000	0	N/A	N/A	0.3	\$72,722
U/N	13-TFHP-6003	Fillmore County	County of Fillmore	U/N	Downpayment Assistance/ Rental	U/N	\$229,120	U/N	U/N	\$0	0%	\$229,120	8	U/N	N/A	1.8	\$416,554
U/N	13-TFTA-6004	Blue Valley Community Action	Counties of: Butler, Fillmore, Gage, Jefferson, Polk, Saline, Seward, Thayer, and York	U/N	Operating Assistance	U/N	\$30,000	U/N	U/N	\$2,500	8%	\$32,500	0	N/A	N/A	0.3	\$59,087
U/N	13-TFHO-6005	Blue Valley Community Action	Counties of: Fillmore, Gage, Jefferson, Saline, Thayer, and York	U/N	Owner-occupied Rehab	U/N	\$200,000	U/N	U/N	\$0	0%	\$200,000	7	U/N	N/A	1.6	\$363,612
U/N	13-TFHP-6006	Blue Valley Community Action	Counties of: Butler, Fillmore, Gage, Jefferson, Polk, Saline, Seward, Thayer, and York	U/N	Downpayment Assistance/ Rental	U/N	\$300,000	U/N	U/N	\$0	0%	\$300,000	8	U/N	N/A	2.3	\$545,418
U/N	13-TFTA-8021	Nebraska Housing Developers	Statewide	U/N	Operating Assistance	U/N	\$30,000	U/N	U/N	\$10,000	33%	\$40,000	0	N/A	N/A	0.3	\$72,722
U/N	13-TFHP-8049	NeighborWorks Lincoln	City of Lincoln	U/N	Downpayment Assistance/ Rental	U/N	\$221,300	U/N	U/N	\$0	0%	\$221,300	7	U/N	N/A	1.7	\$402,337
U/N	13-TFTA-8051	NeighborWorks Lincoln	City of Lincoln	U/N	Operating Assistance	U/N	\$30,000	U/N	U/N	\$60,000	200%	\$90,000	0	N/A	N/A	0.7	\$163,625
U/N	14-TFHO-3017	Nebraska Housing Developers	Statewide	U/N	Owner-occupied Rehab	U/N	\$310,000	U/N	U/N	\$0	0%	\$310,000	0	U/N	N/A	2.4	\$563,599

Congressional District	Application Awarded	Organization Awarded	Project Location	Project Description	Project Summary	Grant Amount Requested	Amount Awarded	Amount of Cash Match	Percent of Cash Match	Amount Leveraged	Percent of Leverage	Total Project Cost	# of Units	Occupancy Rate	Expected Monthly Rent	Employment Generated	Community Investment
U/N	14-TFHO-3018	Humboldt	City of Humboldt	U/N	Owner-occupied Rehab	U/N	\$166,485	U/N	U/N	\$0	0%	\$166,485	0	U/N	N/A	1.3	\$302,680
U/N	14-TFHO-7074	City of Omaha	City of Omaha	U/N	Owner-occupied Rehab	U/N	\$472,000	U/N	U/N	\$320,000	68%	\$792,000	U/N	U/N	N/A	6.2	\$1,439,904
U/N	14-TFHP-01016	Neighborworks Northeast Ne	U/N	U/N	Purchase/Rehab/Re-sale	U/N	\$500,000	U/N	U/N	\$75,000	15%	\$575,000	0	U/N	N/A	4.5	\$1,045,385
U/N	14-TFHP-01042	NeighborWorks Lincoln	City of Lincoln	U/N	Downpayment Assistance/Rental	U/N	\$442,252	U/N	U/N	\$0	0%	\$442,252	0	U/N	N/A	3.5	\$804,041
U/N	14-TFHP-3005	High Plains Community Development Corporation	U/N	U/N	Purchase/Rehab/Re-sale/Downpayment Assistance	U/N	\$497,740	U/N	U/N	\$77,300	16%	\$575,040	0	U/N	N/A	4.5	\$1,045,457
U/N	14-TFHP-7072	City of Omaha	City of Omaha	U/N	Purchase/Rehab/Re-sale	U/N	\$483,800	U/N	U/N	\$370,000	76%	\$853,800	0	U/N	N/A	6.7	\$1,552,260
U/N	14-TFHP-7073	City of Omaha	City of Omaha	U/N	New Construction	U/N	\$483,800	U/N	U/N	\$938,200	194%	\$1,422,000	0	U/N	N/A	11.1	\$2,585,281
U/N	14-TFHP-7076	Habitat for Humanity	City of Omaha	U/N	Purchase/Rehab/Re-sale	U/N	\$450,000	U/N	U/N	\$1,592,550	354%	\$2,042,550	0	U/N	N/A	16.0	\$3,713,478
U/N	14-TFHP-7077	Habitat for Humanity	City of Omaha	U/N	New Construction	U/N	\$500,000	U/N	U/N	\$2,990,000	598%	\$3,490,000	0	U/N	N/A	27.3	\$6,345,029
U/N	14-TFRH-01028	Pender Community Development	City of Pender	U/N	Rental	U/N	\$732,950	U/N	U/N	\$81,500	11%	\$814,450	0	U/N	U/N	6.4	\$1,480,719
U/N	14-TFRH-01038	Madison	City of Madison	U/N	Rental	U/N	\$599,798	U/N	U/N	\$303,600	51%	\$903,398	0	U/N	U/N	7.1	\$1,642,432
U/N	14-TFRHC-3029	Sherman County	City of Loup City	U/N	Rental	U/N	\$716,750	U/N	U/N	\$79,700	11%	\$796,450	0	U/N	U/N	6.2	\$1,447,994
U/N	14-TFRHC-3034	Aurora Housing Development Corp.	City of Aurora	U/N	Rental	U/N	\$800,000	U/N	U/N	\$250,000	31%	\$1,050,000	0	U/N	U/N	8.2	\$1,908,963
U/N	14-TFTA-7080	Habitat for Humanity	City of Omaha	U/N	Technical Assistance	U/N	\$60,000	U/N	U/N	\$940,000	1567%	\$1,000,000	0	N/A	N/A	7.8	\$1,818,060
U/N	14-TFDH-069	Northeast Economic Development, Inc.	U/N	U/N	Disaster Relief Rehabilitation	U/N	\$320,000	U/N	U/N	\$0	0%	\$320,000	0	N/A	N/A	2.5	\$581,779
U/N	14-TFDH-070	Blue Valley Community Action, Inc.	U/N	U/N	Disaster Relief Rehabilitation	U/N	\$160,000	U/N	U/N	\$0	0%	\$160,000	0	N/A	N/A	1.3	\$290,890
U/N	14-TFDH-071	Southeast NE Affordable Housing Council	U/N	U/N	Disaster Relief Rehabilitation	U/N	\$160,000	U/N	U/N	\$0	0%	\$160,000	0	N/A	N/A	1.3	\$290,890
U/N	14-TFTAN-3004	Wayne Community Housing	U/N	U/N	Technical Assistance	U/N	\$60,000	U/N	U/N	\$99,211	165%	\$159,211	11	N/A	N/A	1.2	\$289,455
U/N	14-TFTAC-3036	South Central Economic Development District	U/N	U/N	Technical Assistance	U/N	\$60,000	U/N	U/N	\$7,000	12%	\$67,000	15	N/A	N/A	0.5	\$121,810
U/N	14-TFTAN-3026	Northeast Housing Initiative, Inc.	U/N	U/N	Technical Assistance	U/N	\$60,000	U/N	U/N	\$28,844	48%	\$88,844	17	N/A	N/A	0.7	\$161,524
U/N	14-TFTAW-3048	McCook Economic Dev. Corp.	U/N	U/N	Technical Assistance	U/N	\$60,000	U/N	U/N	\$7,000	12%	\$67,000	15	N/A	N/A	0.5	\$121,810

Congressional District	Application Awarded	Organization Awarded	Project Location	Project Description	Project Summary	Grant Amount Requested	Amount Awarded	Amount of Cash Match	Percent of Cash Match	Amount Leveraged	Percent of Leverage	Total Project Cost	# of Units	Occupancy Rate	Expected Monthly Rent	Employment Generated	Community Investment
U/N	14-TFTAC-3002	Central Nebraska Community Services, Inc.	U/N	U/N	Technical Assistance	U/N	\$60,000	U/N	U/N	\$4,483	7%	\$64,483	10	N/A	N/A	0.5	\$117,234
U/N	15-TFHO-15038	City of Fremont	City of Fremont	U/N	Owner-occupied Rehab	U/N	\$349,994	U/N	U/N	\$0	0%	\$349,994	11	U/N	N/A	2.7	\$636,310
U/N	15-TFHO-16056	City of Syracuse	City of Syracuse	U/N	Owner-occupied Rehab	U/N	\$420,988	U/N	U/N	\$0	0%	\$420,988	15	U/N	N/A	3.3	\$765,381
U/N	15-TFHO-27047	City of Omaha	City of Omaha	U/N	Owner-occupied Rehab	U/N	\$500,000	U/N	U/N	\$340,000	68%	\$840,000	17	U/N	N/A	6.6	\$1,527,170
U/N	15-TFHO-27060	Habitat for Humanity	City of Omaha	U/N	Owner-occupied Rehab	U/N	\$225,000	U/N	U/N	\$0	0%	\$225,000	15	U/N	N/A	1.8	\$409,064
U/N	15-TFHO-34019	City of Wood River	City of Wood River	U/N	Owner-occupied Rehab	U/N	\$321,240	U/N	U/N	\$29,500	9%	\$350,740	10	U/N	N/A	2.7	\$637,666
U/N	15-TFHO-36007	Blue Valley Community Action, Inc.	U/N	U/N	Owner-occupied Rehab	U/N	\$420,240	U/N	U/N	\$13,500	3%	\$433,740	13	U/N	N/A	3.4	\$788,565
U/N	15-TFHP-15044	Norfolk Area Habitat for Humanity	City of Norfolk	U/N	New Construction	U/N	\$222,904	U/N	U/N	\$104,820	47%	\$327,724	2	U/N	N/A	2.6	\$595,822
U/N	15-TFHP-18040	NeighborWorks Lincoln	City of Lincoln	U/N	Downpayment Assistance	U/N	\$472,492	U/N	U/N	\$0	0%	\$472,492	18	U/N	N/A	3.7	\$859,019
U/N	15-TFHP-18041	NeighborWorks Lincoln	City of Lincoln	U/N	New Construction	U/N	\$483,495	U/N	U/N	\$0	0%	\$483,495	6	U/N	N/A	3.8	\$879,023
U/N	15-TFHP-27050	City of Omaha	City of Omaha	U/N	Purchase/Rehab/Re-sale	U/N	\$500,000	U/N	U/N	\$370,000	74%	\$870,000	7	U/N	N/A	6.8	\$1,581,712
U/N	15-TFHP-27058	Habitat for Humanity	City of Omaha	U/N	New Construction	U/N	\$500,000	U/N	U/N	\$450,000	90%	\$950,000	16	U/N	N/A	7.4	\$1,727,157
U/N	15-TFHP-27059	Habitat for Humanity	City of Omaha	U/N	Purchase/Rehab/Re-sale	U/N	\$500,000	U/N	U/N	\$250,000	50%	\$750,000	16	U/N	N/A	5.9	\$1,363,545
U/N	15-TFHP-32030	Central Nebraska Economic Development, Inc.	Counties of: Blaine, Boyd, Brown, Cherry, Custer, Garfield, Greeley, Holt, Keya Paha, Loup, Rock, Sherman, Valley and Wheeler	U/N	Downpayment Assistance/Rental	U/N	\$187,040	U/N	U/N	\$12,000	6%	\$199,040	8	U/N	N/A	1.6	\$361,867
U/N	15-TFHP-33023	Southwest Nebraska Community Betterment Corporation	Counties of: Chase, Dundy, Hayes, Hitchcock and Perkins	U/N	Downpayment Assistance	U/N	\$139,840	U/N	U/N	\$13,500	10%	\$153,340	7	U/N	N/A	1.2	\$278,781
U/N	15-TFHP-33037	Career Services	Communities of: Lexington, Cozad and Gothenburg	U/N	Downpayment Assistance	U/N	\$486,239	U/N	U/N	\$210,914	43%	\$697,153	10	U/N	N/A	5.5	\$1,267,466
U/N	15-TFHP-33053	Lincoln County Community Development Corp.	City of North Platte	U/N	New Construction/Downpayment Assistance	U/N	\$281,740	U/N	U/N	\$70,000	25%	\$351,740	4	U/N	N/A	2.8	\$639,484
U/N	15-TFHP-35028	Wakefield	City of Wakefield	U/N	New Construction	U/N	\$356,759	U/N	U/N	\$25,997	7%	\$382,756	2	U/N	N/A	3.0	\$695,873

Congressional District	Application Awarded	Organization Awarded	Project Location	Project Description	Project Summary	Grant Amount Requested	Amount Awarded	Amount of Cash Match	Percent of Cash Match	Amount Leveraged	Percent of Leverage	Total Project Cost	# of Units	Occupancy Rate	Expected Monthly Rent	Employment Generated	Community Investment
U/N	15-TFHP-36009	Blue Valley Community Action, Inc.	Counties of: Butler, Fillmore, Gage, Jefferson, Polk, Saline, Seward, Thayer and York	U/N	Downpayment Assistance/ Rental	U/N	\$429,039	U/N	U/N	\$16,000	4%	\$445,039	12	U/N	N/A	3.5	\$809,108
U/N	15-TFRH-16062	Nebraska Housing Developers Association	City of David City	U/N	New Construction	U/N	\$787,500	U/N	U/N	\$264,807	34%	\$1,052,307	5	U/N	U/N	8.2	\$1,913,157
U/N	15-TFTA-18039	NeighborWorks Lincoln	City of Lincoln	U/N	Technical Assistance	U/N	\$60,000	U/N	U/N	\$0	0%	\$60,000	0	N/A	N/A	0.5	\$109,084
U/N	15-TFTA-18051	Nebraska Housing Developers Association	Statewide	U/N	Technical Assistance	U/N	\$60,000	U/N	U/N	\$3,000	5%	\$63,000	0	N/A	N/A	0.5	\$114,538
U/N	15-TFTA-33027	Career Services	Dawson County	U/N	Technical Assistance	U/N	\$60,000	U/N	U/N	\$99,660	166%	\$159,660	0	N/A	N/A	1.2	\$290,271
U/N	15-TFTA-36008	Blue Valley Community Action, Inc.	Counties of: Butler, Fillmore, Gage, Jefferson, Polk, Saline, Seward, Thayer and York	U/N	Technical Assistance	U/N	\$60,000	U/N	U/N	\$10,000	17%	\$70,000	0	N/A	N/A	0.5	\$127,264
CD1	16-TFHP-15007	NeighborWorks Northeast Nebraska	Communities within Colfax, Cuming, Madison, Pierce, Platte, Stanton and Wayne	Purchase/ Rehab/ Resale	Homebuyer	U/N	\$600,000	U/N	U/N	\$970,000	162%	\$1,570,000	14	100%	N/A	12.3	\$2,854,354
CD1	16-TFHP-15050	Three Rivers Housing Development Corporation	Communities within Burt, Cuming, Dodge and Washington Counties	Purchase/ Rehab/ Resale	Homebuyer	U/N	\$346,500	U/N	U/N	\$18,854	5%	\$365,354	7	100%	N/A	2.9	\$664,235
CD1	16-TFHP-18028	NeighborWorks Lincoln	City of Lincoln	Down Payment Asst with Rehab	Homebuyer	U/N	\$220,000	U/N	U/N	\$0	0%	\$220,000	8	100%	N/A	1.7	\$399,973
CD1	16-TFHP-18029	NeighborWorks Lincoln	City of Lincoln excluding blocks between Q & R St & from 22nd to 24th St, Lancaster County	New Construction with Down Payment Asst	Homebuyer	U/N	\$547,500	U/N	U/N	\$648,788	119%	\$1,196,288	5	100%	N/A	9.4	\$2,174,923
CD1	16-TFHP-18053	NeighborWorks Lincoln	City of Lincoln Antelope Square between Q & R St & from 22nd to 24th St, Lancaster County	New Construction with Down Payment Asst & Demolition	Homebuyer	U/N	\$500,000	U/N	U/N	\$7,273,738	1455%	\$7,773,738	12	100%	N/A	60.8	\$14,133,122
CD2	16-TFHP-27038	Habitat for Humanity of Omaha, Inc.	Omaha & Waterloo, Douglas County and Blair, Washington County	Purchase/ Rehab/ Resale	Homebuyer	U/N	\$500,000	U/N	U/N	\$1,481,920	296%	\$1,981,920	16	100%	N/A	15.5	\$3,603,249
CD2	16-TFHP-27039	Habitat for Humanity of Omaha, Inc.	Omaha & Waterloo, Douglas County and Blair, Washington County	New Construction with Demolition	Homebuyer	U/N	\$500,000	U/N	U/N	\$1,789,107	358%	\$2,289,107	16	100%	N/A	17.9	\$4,161,734

Congressional District	Application Awarded	Organization Awarded	Project Location	Project Description	Project Summary	Grant Amount Requested	Amount Awarded	Amount of Cash Match	Percent of Cash Match	Amount Leveraged	Percent of Leverage	Total Project Cost	# of Units	Occupancy Rate	Expected Monthly Rent	Employment Generated	Community Investment
CD2	16-TFHP-27057	City of Omaha	City of Omaha Locust Glen Neighborhood, Douglas County	New Construction with Down Payment Asst	Homebuyer	U/N	\$480,000	U/N	U/N	\$400,000	83%	\$880,000	4	100%	N/A	6.9	\$1,599,893
CD2	16-TFHP-27059	City of Omaha	City of Omaha Clifton Hill Neighborhood, Douglas County	New Construction with Down Payment Asst	Homebuyer	U/N	\$600,000	U/N	U/N	\$1,425,000	238%	\$2,025,000	9	100%	N/A	15.9	\$3,681,572
CD3	16-TFHP-31002	High Plains Community Development Corp.	Communities within Box Butte, Dawes, Morrill, Sheridan, Sioux Counties	Down Payment Asst	Homebuyer	U/N	\$90,000	U/N	U/N	\$67,000	74%	\$157,000	12	100%	N/A	1.2	\$285,435
CD3	16-TFHP-31042	Western Nebraska Housing Opportunities	Communities within Scotts Bluff County	Down Payment Asst with Rehab	Homebuyer	U/N	\$130,000	U/N	U/N	\$45,000	35%	\$175,000	34	100%	N/A	1.4	\$318,161
CD3	16-TFHP-34044	Housing Development Corp.	City of Grand Island, Hall County	Purchase/Rehab/ Resale	Homebuyer	U/N	\$400,000	U/N	U/N	\$75,000	19%	\$475,000	3	100%	N/A	3.7	\$863,579
CD3	16-TFHP-36019	Southeast Nebraska Community Action Partnership, Inc.	Communities within Cass, Johnson, Nemaha, Otoe, Pawnee, Richardson and Sarpy Counties	Down Payment Asst with Rehab	Homebuyer	U/N	\$257,400	U/N	U/N	\$10,500	4%	\$267,900	10	100%	N/A	2.1	\$487,058
CD2	16-TFHO-27036	Habitat for Humanity of Omaha, Inc.	Omaha & Waterloo, Douglas County and Blair, Washington County	Owner Occupied Rehab	Homeowner	U/N	\$636,500	U/N	U/N	\$538,650	85%	\$1,175,150	42	100%	N/A	9.2	\$2,136,493
CD2	16-TFHO-27058	City of Omaha	City of Omaha King Science Neighborhood, Douglas County	Owner Occupied Rehab	Homeowner	U/N	\$283,500	U/N	U/N	\$180,000	63%	\$463,500	9	100%	N/A	3.6	\$842,671
CD3	16-TFHO-32009	Central Nebraska Economic Development, Inc.	Communities within Blaine, Boyd, Brown, Cherry, Custer, Garfield, Greeley, Holt, Keya Paha, Loup, Rock, Sherman, Valley and Wheeler Counties	Owner Occupied Rehab	Homeowner	U/N	\$250,000	U/N	U/N	\$20,000	8%	\$270,000	8	100%	N/A	2.1	\$490,876
CD3	16-TFHO-33014	Southwest Community Betterment Corp	Palisade, Hitchcock County	Owner Occupied Rehab	Homeowner	U/N	\$198,750	U/N	U/N	\$16,610	8%	\$215,360	6	100%	N/A	1.7	\$391,537
CD3	16-TFHO-33015	Southwest Community Betterment Corp	Grant, Madrid, Elsie and Venango in Perkins County	Owner Occupied Rehab	Homeowner	U/N	\$231,875	U/N	U/N	\$19,460	8%	\$251,335	7	100%	N/A	2.0	\$456,942
CD3	16-TFHO-33026	Lincoln County Community Development Corp	Brady, Hershey, Maxwell, North Platte, Sutherland, Wallace, Wellfleet, Lincoln County	Owner Occupied Rehab with Demolition	Homeowner	U/N	\$250,000	U/N	U/N	\$15,000	6%	\$265,000	4	100%	N/A	2.1	\$481,786



Congressional District	Application Awarded	Organization Awarded	Project Location	Project Description	Project Summary	Grant Amount Requested	Amount Awarded	Amount of Cash Match	Percent of Cash Match	Amount Leveraged	Percent of Leverage	Total Project Cost	# of Units	Occupancy Rate	Expected Monthly Rent	Employment Generated	Community Investment
CD3	16-TFHO-34035	Superior	City of Superior, Nuckolls County	Owner Occupied Rehab	Homeowner	U/N	\$250,000	U/N	U/N	\$50,000	20%	\$300,000	7	100%	N/A	2.3	\$545,418
CD3	16-TFHO-36012	Fairbury	City of Fairbury, Jefferson County	Owner Occupied Rehab	Homeowner	U/N	\$161,710	U/N	U/N	\$0	0%	\$161,710	7	100%	N/A	1.3	\$293,998
CD1	16-TFRH-15056	Building a Better Tomorrow	Madison Estates, Madison, Madison County	Rental New Construction	Rental	U/N	\$800,000	U/N	U/N	\$215,000	27%	\$1,015,000	4	93%	U/N	7.9	\$1,845,331
CD3	16-TFRH-33055	City of Imperial	Heather Estates II, Imperial, Chase County	Rental New Construction	Rental	U/N	\$786,000	U/N	U/N	\$228,500	29%	\$1,014,500	5	93%	U/N	7.9	\$1,844,422
CD2	16-TFRH-20073	Holy Name Housing Corp	Adams Park Senior Cottages, Omaha, Douglas County	Rental New Construction	Rental	U/N	\$500,000	U/N	U/N	\$4,868,458	974%	\$5,368,458	18	93%	U/N	42.0	\$9,760,179
CD1	16-TFTA-15008	NeighborWorks Northeast Nebraska	Counties of: Colfax, Cuming, Madison, Pierce, Platte, Stanton and Wayne counties	Non-Profit Operating	Technical Assistance	U/N	\$60,000	U/N	U/N	\$90,000	150%	\$150,000	0	N/A	N/A	1.2	\$272,709
CD2	16-TFTA-27037	Habitat for Humanity of Omaha, Inc.	City of Omaha	Non-Profit Operating	Technical Assistance	U/N	\$60,000	U/N	U/N	\$470,000	783%	\$530,000	0	N/A	N/A	4.1	\$963,572
CD3	16-TFTA-33016	Southwest Community Betterment Corp	Counties of: Chase, Dundy, Hayes, Hitchcock and Perkins	Non-Profit Operating	Technical Assistance	U/N	\$60,000	U/N	U/N	\$8,115	14%	\$68,115	0	N/A	N/A	0.5	\$123,836
CD3	16-TFTA-33027	Lincoln County Community Development Corp	City of North Platte	Non-Profit Operating	Technical Assistance	U/N	\$60,000	U/N	U/N	\$71,376	119%	\$131,376	0	N/A	N/A	1.0	\$238,849
CD3	16-TFTA-34045	Housing Development Corp.	Counties of: Adams, Clay, Hall, Nuckolls and Webster	Non-Profit Operating	Technical Assistance	U/N	\$60,000	U/N	U/N	\$3,000	5%	\$63,000	0	N/A	N/A	0.5	\$114,538
CD1	17-TFHP-15019	NeighborWorks Northeast	Communities in Madison, Platte, Colfax, Cuming, Pierce, Stanton and Wayne counties	Purchase / Rehab / Resale with Down Payment Assistance	Homebuyer	U/N	\$600,000	\$70,000	12%	\$1,274,560	212%	\$1,944,560	14	100%	N/A	15.2	\$3,535,327
CD1	17-TFHP-15023	HoChunk Community Development Corp.	Winnebago Indian Reservation, Thurston County	Down Payment Assistance	Homebuyer	U/N	\$250,000	\$250,000	100%	\$0	0%	\$500,000	20	100%	N/A	3.9	\$909,030
CD1	17-TFHP-18055	NeighborWorks Lincoln, Inc.	City of Lincoln, Lancaster County	Down Payment Assistance with Rehab	Homebuyer	U/N	\$400,000	\$4,000	1%	\$0	0%	\$404,000	16	100%	N/A	3.2	\$734,496
CD1	17-TFHP-18056	NeighborWorks Lincoln, Inc.	City of Lincoln, Lancaster County	New Construction with Down Payment Assistance	Homebuyer	U/N	\$500,000	\$171,054	34%	\$372,500	75%	\$1,043,554	4	100%	N/A	8.2	\$1,897,244

Congressional District	Application Awarded	Organization Awarded	Project Location	Project Description	Project Summary	Grant Amount Requested	Amount Awarded	Amount of Cash Match	Percent of Cash Match	Amount Leveraged	Percent of Leverage	Total Project Cost	# of Units	Occupancy Rate	Expected Monthly Rent	Employment Generated	Community Investment
CD1	17-TFHP-18057	NeighborWorks Lincoln, Inc.	City of Lincoln, Lancaster County Antelope Square	New Construction with Down Payment Assistance	Homebuyer	U/N	\$500,000	\$280,000	56%	\$2,543,650	509%	\$3,323,650	7	100%	N/A	26.0	\$6,042,595
CD2	17-TFHP-27042	City of Omaha	City of Omaha, Douglas County Cornerstone East II	New Construction with Down Payment Assistance	Homebuyer	U/N	\$500,000	\$434,000	87%	\$240,000	48%	\$1,174,000	4	100%	N/A	9.2	\$2,134,402
CD2	17-TFHP-27073	Habitat for Humanity of Omaha, Inc.	Omaha and Waterloo in Douglas County; Blair in Washington County; and Tekamah in Burt County	New Construction	Homebuyer	U/N	\$500,000	\$442,500	89%	\$1,490,021	298%	\$2,432,521	16	100%	N/A	19.0	\$4,422,469
CD2	17-TFHP-27075	Habitat for Humanity of Omaha, Inc.	Omaha and Waterloo in Douglas County; Blair in Washington County; and Tekamah in Burt County	Purchase / Rehab / Resale	Homebuyer	U/N	\$500,000	\$500,000	100%	\$1,207,015	241%	\$2,207,015	16	100%	N/A	17.3	\$4,012,486
CD3	17-TFHP-31010	Western Nebraska Housing Opportunities	City of Scottsbluff, Scotts Bluff County	Down Payment Assistance with Rehab	Homebuyer	U/N	\$400,000	\$50,000	13%	\$50,000	13%	\$500,000	5	100%	N/A	3.9	\$909,030
CD3	17-TFHP-32007	Central Nebraska Economic Development	Ainsworth, Broken Bow, Burwell, O'Neill, Stuart, Valentine in Brown, Custer, Garfield, Holt, and Cherry Counties	Down Payment Assistance with Rehab	Homebuyer	U/N	\$189,000	\$18,900	10%	\$409,750	217%	\$617,650	6	100%	N/A	4.8	\$1,122,925
CD3	17-TFHP-33024	Southwest Nebraska Community Betterment Corp.	Perkins, Hayes, Hitchcock, Dundy, Chase Counties	Down Payment Assistance	Homebuyer	U/N	\$184,800	\$20,750	11%	\$4,000	2%	\$209,550	8	100%	N/A	1.6	\$380,974
CD3	17-TFHP-33026	Lincoln County Community Development Corp.	City of North Platte, Lincoln County	New Construction with Down Payment Assistance	Homebuyer	U/N	\$359,500	\$47,000	13%	\$130,000	36%	\$536,500	3	100%	N/A	4.2	\$975,389
CD3	17-TFHP-36017	Blue Valley Community Action	Butler, Fillmore, Gage, Jefferson, Polk, Saline, Seward, Thayer, and York Counties	Down Payment Assistance with Rehab	Homebuyer	U/N	\$375,000	\$37,500	10%	\$6,000	2%	\$418,500	12	100%	N/A	3.3	\$760,858
CD2	17-TFHO-27016	Omaha-Council Bluffs Metropolitan Area Planning Agency	Valley and Waterloo, Douglas County	Owner Occupied Rehab	Homeowner	U/N	\$315,000	\$37,500	12%	\$0	0%	\$352,500	10	100%	N/A	2.8	\$640,866

Congressional District	Application Awarded	Organization Awarded	Project Location	Project Description	Project Summary	Grant Amount Requested	Amount Awarded	Amount of Cash Match	Percent of Cash Match	Amount Leveraged	Percent of Leverage	Total Project Cost	# of Units	Occupancy Rate	Expected Monthly Rent	Employment Generated	Community Investment
CD2	17-TFHO-27074	Habitat for Humanity of Omaha, Inc.	Omaha and Waterloo in Douglas County; Blair in Washington County; and Tekamah in Burt County	Owner Occupied Rehab	Homeowner	U/N	\$450,000	\$100,000	22%	\$164,360	37%	\$714,360	30	100%	N/A	5.6	\$1,298,749
CD3	17-TFHO-35061	CORE Development, Inc.	Brunswick, Ewing, Chambers, Elgin, Oakdale, Page, Orchard, Royal, Neligh, Clearwater, Inman, Antelope County in Holt County	Owner Occupied Rehab	Homeowner	U/N	\$240,660	\$25,000	10%	\$100,000	42%	\$365,660	7	100%	N/A	2.9	\$664,792
CD1	17-TFRH-15050	City of Madison	City of Madison, Madison County	Rental Rehab	Rental	U/N	\$500,000	\$51,000	10%	\$412,000	82%	\$963,000	12	93%	\$7,781	7.5	\$1,750,792
CD2	17-TFRH-27053	Holy Name Housing Corporation	City of Omaha, Douglas County	Rental New Construction	Rental	U/N	\$495,172	\$149,000	30%	\$460,000	93%	\$1,104,172	5	93%	\$4,836	8.6	\$2,007,451
CD3	17-TFRH-31011	Western Nebraska Housing Opportunities	City of Scottsbluff, Scotts Bluff County	Rental Rehab	Rental	U/N	\$500,000	\$50,000	10%	\$139,000	28%	\$689,000	10	93%	\$10,010	5.4	\$1,252,643
CD3	17-TFRH-32006	Village of Arcadia	Village of Arcadia, Valley County	Rental New Construction	Rental	U/N	\$192,925	\$135,000	70%	\$3,500	2%	\$331,425	2	93%	\$902	2.6	\$602,551
CD3	17-TFRH-32014	Village of Stuart	Village of Stuart, Holt County	Rental New Construction	Rental	U/N	\$172,225	\$100,000	58%	\$0	0%	\$272,225	2	93%	\$791	2.1	\$494,921
CD3	17-TFRH-34015	Housing Authority of the City of St. Paul	City of St. Paul, Howard County	Rental Rehab	Rental	U/N	\$200,000	\$20,000	10%	\$0	0%	\$220,000	18	93%	\$6,294	1.7	\$399,973
CD1	17-TFTA-15030	Three Rivers Housing Dev. Corp.	Arlington, Blair, Ft. Calhoun, Herman, Kennard in Washington Co. Bancroft, Beemer, West Point & Wisner in Cuming County; Craig, Decatur, Lyons, Oakland, Tekamah in Burt County; Dodge, Hooper, Fremont, Nickerson, North Bend, Scribner in Dodge County	Technical Assistance	Non-Profit Operating	U/N	\$40,000	\$4,000	10%	\$2,000	5%	\$46,000	0	N/A	N/A	0.4	\$83,631
CD2	17-TFTA-27029	Holy Name Housing Corp.	City of Omaha, Douglas County	Technical Assistance	Non-Profit Operating	U/N	\$40,000	\$524,000	1310%	\$1,019,253	2548%	\$1,583,253	0	N/A	N/A	12.4	\$2,878,449
CD3	17-TFTA-31001	High Plains Community Development Corp.	Chardon, Dawes County; Alliance & Hemingford, Box Butte County; Gordon, Rushville, Hay Springs, Sheridan County; Harrison, Sioux County	Technical Assistance	Non-Profit Operating	U/N	\$40,000	\$16,500	41%	\$25,675	64%	\$82,175	0	N/A	N/A	0.6	\$149,399

Congressional District	Application Awarded	Organization Awarded	Project Location	Project Description	Project Summary	Grant Amount Requested	Amount Awarded	Amount of Cash Match	Percent of Cash Match	Amount Leveraged	Percent of Leverage	Total Project Cost	# of Units	Occupancy Rate	Expected Monthly Rent	Employment Generated	Community Investment
CD3	17-TFTA-32008	Central Nebraska Economic Development	Blain, Boyd, Brown, Cherry, Custer, Garfield, Greeley, Holt, Keya Paha, Loup, Rock, Sherman, Valley, and Wheeler Counties	Technical Assistance	Non-Profit Operating	U/N	\$40,000	\$20,000	50%	\$0	0%	\$60,000	0	N/A	N/A	0.5	\$109,084
CD3	17-TFTA-34020	Community Action Partnership of Mid-Nebraska	Buffalo, Franklin, Frontier, Furnas, Gosper, Harlan, Kearney, Phelps, and Red Willow Counties	Technical Assistance	Non-Profit Operating	U/N	\$40,000	\$4,000	10%	\$0	0%	\$44,000	0	N/A	N/A	0.3	\$79,995
CD3	17-TFTA-36018	Blue Valley Community Action	Butler, Fillmore, Gage, Jefferson, Polk, Saline, Seward, Thayer, and York Counties	Technical Assistance	Non-Profit Operating	U/N	\$40,000	\$10,000	25%	\$0	0%	\$50,000	0	N/A	N/A	0.4	\$90,903
CD3	17-TFTA-36044	Southeast Nebraska Community Action Partnership, Inc.	Cass, Johnson, Nemaha, Otoe, Pawnee, Richardson, and Sarpy Counties	Technical Assistance	Non-Profit Operating	U/N	\$40,000	\$4,000	10%	\$0	0%	\$44,000	0	N/A	N/A	0.3	\$79,995
CD1	18-TFHP-15010	Three Rivers Housing Dev. Corp.	City of Tekamah	New Construction w/Down Payment Assistance & Demolition	Homebuyer	U/N	\$487,500	\$48,750	10%	\$456,000	94%	\$992,250	3	100%	N/A	7.8	\$1,803,970
CD1	18-TFHP-15020	NeighborWorks Northeast	Madison, Platte, Colfax, Cuming, Pierce, Stanton and Wayne Counties	Purchase / Rehab / Resale	Homebuyer	U/N	\$800,000	\$95,000	12%	\$2,299,000	287%	\$3,194,000	19	100%	N/A	25.0	\$5,806,884
CD1	18-TFHP-18028	NeighborWorks Lincoln, Inc.	City of Lincoln, Lancaster County	New Construction w/Down Payment Assistance	Homebuyer	U/N	\$506,000	\$50,600	10%	\$444,000	88%	\$1,000,600	4	100%	N/A	7.8	\$1,819,151
CD1	18-TFHP-18029	NeighborWorks Lincoln, Inc.	City of Lincoln, Lancaster County	New Construction with Down Payment Assistance	Homebuyer	U/N	\$500,000	\$50,000	10%	\$248,500	50%	\$798,500	3	100%	N/A	6.3	\$1,451,721
CD1	18-TFHP-18030	NeighborWorks Lincoln, Inc.	City of Lincoln, Lancaster County	Down Payment Assistance with Rehab	Homebuyer	U/N	\$400,000	\$40,000	10%	\$21,500	5%	\$461,500	16	100%	N/A	3.6	\$839,035
CD1	18-TFHP-18052	Nebraska Housing Resource	City of Lincoln, Lancaster County	Down Payment Assistance	Homebuyer	U/N	\$120,000	\$40,650	34%	\$0	0%	\$160,650	7	100%	N/A	1.3	\$292,071
CD1	18-TFHO-16040	Southeast Nebraska Community Action	Cass, Johnson, Nemaha, Otoe, Pawnee, Richardson, and Sarpy Counties	Owner Occupied Rehab	Homeowner	U/N	\$126,000	\$12,600	10%	\$0	0%	\$138,600	4	100%	N/A	1.1	\$251,983

Congressional District	Application Awarded	Organization Awarded	Project Location	Project Description	Project Summary	Grant Amount Requested	Amount Awarded	Amount of Cash Match	Percent of Cash Match	Amount Leveraged	Percent of Leverage	Total Project Cost	# of Units	Occupancy Rate	Expected Monthly Rent	Employment Generated	Community Investment
CD2	18-TFHP-27015	Habitat for Humanity of Omaha, Inc.	Omaha and Waterloo in Douglas County; Blair in Washington County; and Tekamah in Burt County	New Construction	Homebuyer	U/N	\$593,750	\$400,000	67%	\$2,117,519	357%	\$3,111,269	19	100%	N/A	24.4	\$5,656,474
CD2	18-TFHP-27018	Habitat for Humanity of Omaha, Inc.	Omaha and Waterloo in Douglas County; Blair in Washington County; and Tekamah in Burt County	Purchase / Rehab / Resale	Homebuyer	U/N	\$500,000	\$300,000	60%	\$1,612,016	322%	\$2,412,016	16	100%	N/A	18.9	\$4,385,190
CD2	18-TFHO-27016	Habitat for Humanity of Omaha, Inc.	Omaha and Waterloo in Douglas County; Blair in Washington County; and Tekamah in Burt County	Owner Occupied Rehab	Homeowner	U/N	\$450,000	\$100,000	22%	\$105,110	23%	\$655,110	30	100%	N/A	5.1	\$1,191,029
CD2	18-TFRH-27008	Holy Name Housing Corporation	City of Omaha, Douglas County	Rental New Construction	Rental	U/N	\$500,000	\$185,750	37%	\$440,000	88%	\$1,125,750	5	93%	5125	8.8	\$2,046,681
CD3	18-TFHP-31001	High Plains Community Development Corp.	Alliance, Hemingford in Box Butte County; Chardron, Crawford in Dawes County; Gordon, Hay Springs, Rushville in Sioux County; Bayard, Bridgeport in Morrill County	Down Payment Assistance with Rehab	Homebuyer	U/N	\$123,000	\$32,000	26%	\$73,282	60%	\$228,282	18	100%	N/A	1.8	\$415,030
CD3	18-TFHP-33013	Lincoln County Community Development Corporation	Brady, Hershey, Maxwell, North Platte, Sutherland, Wallace and Wellfleet in Lincoln County	New Construction w/ Down Payment Assistance	Homebuyer	U/N	\$436,200	\$53,620	12%	\$389,285	89%	\$879,105	4	100%	N/A	6.9	\$1,598,266
CD3	18-TFHP-34011	Community Action Partnership of Mid-Nebraska	Cities and Villages in Buffalo County, including Amherst, Elm Creek, Gibbon, Kearney, Miller, Pleasanton, Ravenna, Riverdale and Shelton	Down Payment Assistance	Homebuyer	U/N	\$202,500	\$20,250	10%	\$1,661,485	820%	\$1,884,235	15	100%	N/A	14.7	\$3,425,652
CD3	18-TFHO-33022	Southwest Nebraska Community Betterment Corporation	Grant, Madrid, Elsie and Venango in Perkins County	Owner Occupied Rehab	Homeowner	U/N	\$252,000	\$27,250	11%	\$7,800	3%	\$287,050	8	100%	N/A	2.2	\$521,874
CD3	18-TFHO-33023	Southwest Nebraska Community Betterment Corporation	Hayes Center, Hamlet in Hayes County; Culbertson in Hitchcock County	Owner Occupied Rehab	Homeowner	U/N	\$252,000	\$27,250	11%	\$7,800	3%	\$287,050	8	100%	N/A	2.2	\$521,874
CD3	18-TFHO-34035	Housing Development Corporation	City of Grand Island	Owner Occupied Rehab	Homeowner	U/N	\$250,000	\$26,500	11%	\$0	0%	\$276,500	9	100%	N/A	2.2	\$502,694

Congressional District	Application Awarded	Organization Awarded	Project Location	Project Description	Project Summary	Grant Amount Requested	Amount Awarded	Amount of Cash Match	Percent of Cash Match	Amount Leveraged	Percent of Leverage	Total Project Cost	# of Units	Occupancy Rate	Expected Monthly Rent	Employment Generated	Community Investment
CD3	18-TFHO-36002	Blue Valley Community Action	Butler, Fillmore, Gage, Jefferson, Polk, Saline, Seward, Thayer, and York Counties	Owner Occupied Rehab	Homeowner	U/N	\$252,000	\$25,200	10%	\$0	0%	\$277,200	8	100%	N/A	2.2	\$503,966
CD3	18-TFRH-32003	City of Atkinson	City of Atkinson	Rental New Construction	Rental	U/N	\$295,000	\$111,000	38%	\$37,760	13%	\$443,760	2	93%	\$1,674	3.5	\$806,782
CD3	18-TFRH-35006	City of Bloomfield	City of Bloomfield	Rental New Construction	Rental	U/N	\$500,000	\$51,000	10%	\$658,800	132%	\$1,209,800	8	93%	\$7,168	9.5	\$2,199,489
CD1	18-TFTA-18031	NeighborWorks Lincoln, Inc.	Lincoln, Lancaster County	Technical Assistance	Non-Profit Operating	U/N	\$40,000	\$4,000	10%	\$0	0%	\$44,000	0	N/A	N/A	0.3	\$79,995
CD1	18-TFTA-18019	Nebraska Housing Developers Association	Statewide	Technical Assistance	Non-Profit Operating	U/N	\$40,000	\$4,000	10%	\$4,000	10%	\$48,000	0	N/A	N/A	0.4	\$87,267
CD2	18-TFTA-27017	Habitat for Humanity of Omaha, Inc.	Omaha and Waterloo in Douglas County; Blair in Washington County	Technical Assistance	Non-Profit Operating	U/N	\$40,000	\$100,000	250%	\$80,000	200%	\$220,000	0	N/A	N/A	1.7	\$399,973
CD3	18-TFTA-33012	Lincoln County Community Development Corporation	Brady, Hershey, Maxwell, North Platte, Sutherland, Wallace and Wellfleet in Lincoln County	Technical Assistance	Non-Profit Operating	U/N	\$40,000	\$4,000	10%	\$15,400	39%	\$59,400	0	N/A	N/A	0.5	\$107,993
CD3	18-TFTA-34021	South Central Economic Development District	Adams, Buffalo, Clay, Franklin, Hall, Hamilton, Harlan, Howard, Kearney, Merrick, Nuckolls, Phelps and Webster Counties	Technical Assistance	Non-Profit Operating	U/N	\$40,000	\$4,000	10%	\$0	0%	\$44,000	0	N/A	N/A	0.3	\$79,995
CD3	18-TFTA-34033	Housing Development Corporation	Adams, Clay, Hall and Webster Counties	Technical Assistance	Non-Profit Operating	U/N	\$40,000	\$4,000	10%	\$0	0%	\$44,000	0	N/A	N/A	0.3	\$79,995
CD3	18-TFTA-35038	Wayne Community Housing Development Corporation	Burt, Cuming, Dodge, Thurston, Washington and Wayne Counties	Technical Assistance	Non-Profit Operating	U/N	\$40,000	\$40,000	100%	\$46,000	115%	\$126,000	0	N/A	N/A	1.0	\$229,076
CD3	18-TFTA-35047	Northeast Housing Initiative, Inc.	Cedar, Dakota, Dixon, Knox, Pierce and Antelope Counties	Technical Assistance	Non-Profit Operating	U/N	\$40,000	\$20,000	50%	\$36,000	90%	\$96,000	0	N/A	N/A	0.8	\$174,534
CD2	17-OERH-20102	Nebraska Urban Indian Health Coalition	City of Omaha, Douglas County	Rental New Construction	Rental	U/N	\$180,265	\$7,337,140	4070%	\$0	0%	\$7,517,405	44	93%	\$23,785	58.8	\$13,667,093

Congressional District	Application Awarded	Organization Awarded	Project Location	Project Description	Project Summary	Grant Amount Requested	Amount Awarded	Amount of Cash Match	Percent of Cash Match	Amount Leveraged	Percent of Leverage	Total Project Cost	# of Units	Occupancy Rate	Expected Monthly Rent	Employment Generated	Community Investment
CD1	17-TFTA-15030	Three Rivers Housing Dev. Corp.	Arlington, Blair, Ft. Calhoun, Herman, Kennard in Washington Co. Bancroft, Beemer, West Point & Wisner in Cuming County; Craig, Decatur, Lyons, Oakland, Tekamah in Burt County; Dodge, Hooper, Fremont, Nickerson, North Bend, Scribner in Dodge County	Technical Assistance	Non-Profit Operating	U/N	\$40,000	\$4,000	10%	\$2,000	5%	\$46,000	0	N/A	N/A	0.4	\$83,631
CD2	17-TFTA-27029	Holy Name Housing Corp.	City of Omaha, Douglas County	Technical Assistance	Non-Profit Operating	U/N	\$40,000	\$524,000	1310%	\$1,019,253	2548%	\$1,583,253	0	N/A	N/A	12.4	\$2,878,449
CD3	17-TFTA-31001	High Plains Community Development Corp.	Chadron, Dawes County; Alliance & Hemingford, Box Butte County; Gordon, Rushville, Hay Springs, Sheridan County; Harrison, Sioux County	Technical Assistance	Non-Profit Operating	U/N	\$40,000	\$16,500	41%	\$25,675	64%	\$82,175	0	N/A	N/A	0.6	\$149,399
CD3	17-TFTA-32008	Central Nebraska Economic Development	Blaine, Boyd, Brown, Cherry, Custer, Garfield, Greeley, Holt, Keya Paha, Loup, Rock, Sherman, Valley, and Wheeler Counties	Technical Assistance	Non-Profit Operating	U/N	\$40,000	\$20,000	50%	\$0	0%	\$60,000	0	N/A	N/A	0.5	\$109,084
CD3	17-TFTA-34020	Community Action Partnership of Mid-Nebraska	Buffalo, Franklin, Frontier, Furnas, Gosper, Harlan, Kearney, Phelps, and Red Willow Counties	Technical Assistance	Non-Profit Operating	U/N	\$40,000	\$4,000	10%	\$0	0%	\$44,000	0	N/A	N/A	0.3	\$79,995
CD3	17-TFTA-36018	Blue Valley Community Action	Butler, Fillmore, Gage, Jefferson, Polk, Saline, Seward, Thayer, and York Counties	Technical Assistance	Non-Profit Operating	U/N	\$40,000	\$10,000	25%	\$0	0%	\$50,000	0	N/A	N/A	0.4	\$90,903
CD3	17-TFTA-36044	Southeast Nebraska Community Action Partnership, Inc.	Cass, Johnson, Nemaha, Otoe, Pawnee, Richardson, and Sarpy Counties	Technical Assistance	Non-Profit Operating	U/N	\$40,000	\$4,000	10%	\$0	0%	\$44,000	0	N/A	N/A	0.3	\$79,995
CD1	18-TFHP-15010	Three Rivers Housing Dev. Corp.	City of Tekamah	New Construction w/Down Payment Assistance & Demolition	Homebuyer	U/N	\$487,500	\$48,750	10%	\$456,000	94%	\$992,250	3	100%	N/A	7.8	\$1,803,970

Congressional District	Application Awarded	Organization Awarded	Project Location	Project Description	Project Summary	Grant Amount Requested	Amount Awarded	Amount of Cash Match	Percent of Cash Match	Amount Leveraged	Percent of Leverage	Total Project Cost	# of Units	Occupancy Rate	Expected Monthly Rent	Employment Generated	Community Investment
CD3	17-TFTA-36018	Blue Valley Community Action	Butler, Fillmore, Gage, Jefferson, Polk, Saline, Seward, Thayer, and York Counties	Technical Assistance	Non-Profit Operating	U/N	\$40,000	\$10,000	25%	\$0	0%	\$50,000	0	N/A	N/A	0.4	\$90,903
CD3	17-TFTA-36044	Southeast Nebraska Community Action Partnership, Inc.	Cass, Johnson, Nemaha, Otoe, Pawnee, Richardson, and Sarpy Counties	Technical Assistance	Non-Profit Operating	U/N	\$40,000	\$4,000	10%	\$0	0%	\$44,000	0	N/A	N/A	0.3	\$79,995
CD1	18-TFHP-15010	Three Rivers Housing Dev. Corp.	City of Tekamah	New Construction w/Down Payment Assistance & Demolition	Homebuyer	U/N	\$487,500	\$48,750	10%	\$456,000	94%	\$992,250	3	100%	N/A	7.8	\$1,803,970
CD1	18-TFHP-15020	NeighborWorks Northeast	Madison, Platte, Colfax, Cuming, Pierce, Stanton and Wayne Counties	Purchase / Rehab / Resale	Homebuyer	U/N	\$800,000	\$95,000	12%	\$2,299,000	287%	\$3,194,000	19	100%	N/A	25.0	\$5,806,884
CD1	18-TFHP-18028	NeighborWorks Lincoln, Inc.	City of Lincoln, Lancaster County	New Construction w/Down Payment	Homebuyer	U/N	\$506,000	\$50,600	10%	\$444,000	88%	\$1,000,600	4	100%	N/A	7.8	\$1,819,151
CD1	18-TFHP-18029	NeighborWorks Lincoln, Inc.	City of Lincoln, Lancaster County	New Construction with Down Payment Assistance	Homebuyer	U/N	\$500,000	\$50,000	10%	\$248,500	50%	\$798,500	3	100%	N/A	6.3	\$1,451,721
CD1	18-TFHP-18030	NeighborWorks Lincoln, Inc.	City of Lincoln, Lancaster County	Down Payment Assistance with Rehab	Homebuyer	U/N	\$400,000	\$40,000	10%	\$21,500	5%	\$461,500	16	100%	N/A	3.6	\$839,035
CD1	18-TFHP-18052	Nebraska Housing Resource	City of Lincoln, Lancaster County	Down Payment Assistance	Homebuyer	U/N	\$120,000	\$40,650	34%	\$0	0%	\$160,650	7	100%	N/A	1.3	\$292,071
CD1	18-TFHO-16040	Southeast Nebraska Community Action	Cass, Johnson, Nemaha, Otoe, Pawnee, Richardson, and Sarpy Counties	Owner Occupied Rehab	Homeowner	U/N	\$126,000	\$12,600	10%	\$0	0%	\$138,600	4	100%	N/A	1.1	\$251,983
CD2	18-TFHP-27015	Habitat for Humanity of Omaha, Inc.	Omaha and Waterloo in Douglas County; Blair in Washington County; and Tekamah in Burt County	New Construction	Homebuyer	U/N	\$593,750	\$400,000	67%	\$2,117,519	357%	\$3,111,269	19	100%	N/A	24.4	\$5,656,474
CD2	18-TFHP-27018	Habitat for Humanity of Omaha, Inc.	Omaha and Waterloo in Douglas County; Blair in Washington County; and Tekamah in Burt County	Purchase / Rehab / Resale	Homebuyer	U/N	\$500,000	\$300,000	60%	\$1,612,016	322%	\$2,412,016	16	100%	N/A	18.9	\$4,385,190



Congressional District	Application Awarded	Organization Awarded	Project Location	Project Description	Project Summary	Grant Amount Requested	Amount Awarded	Amount of Cash Match	Percent of Cash Match	Amount Leveraged	Percent of Leverage	Total Project Cost	# of Units	Occupancy Rate	Expected Monthly Rent	Employment Generated	Community Investment
CD2	18-TFHO-27016	Habitat for Humanity of Omaha, Inc.	Omaha and Waterloo in Douglas County; Blair in Washington County; and Tekamah in Burt County	Owner Occupied Rehab	Homeowner	U/N	\$450,000	\$100,000	22%	\$105,110	23%	\$655,110	30	100%	N/A	5.1	\$1,191,029
CD2	18-TFRH-27008	Holy Name Housing Corporation	City of Omaha, Douglas County	Rental New Construction	Rental	U/N	\$500,000	\$185,750	37%	\$440,000	88%	\$1,125,750	5	93%	\$5,125	8.8	\$2,046,681
CD3	18-TFHP-31001	High Plains Community Development Corp.	Alliance, Hemingford in Box Butte County; Chardron, Crawford in Dawes County; Gordon, Hay Springs, Rushville in Sioux County; Bayard, Bridgeport in Morrill County	Down Payment Assistance with Rehab	Homebuyer	U/N	\$123,000	\$32,000	26%	\$73,282	60%	\$228,282	18	100%	N/A	1.8	\$415,030
CD3	18-TFHP-33013	Lincoln County Community Development Corporation	Brady, Hershey, Maxwell, North Platte, Sutherland, Wallace and Wellfleet in Lincoln County	New Construction w/ Down Payment Assistance	Homebuyer	U/N	\$436,200	\$53,620	12%	\$389,285	89%	\$879,105	4	100%	N/A	6.9	\$1,598,266
CD3	18-TFHP-34011	Community Action Partnership of Mid-Nebraska	Cities and Villages in Buffalo County, including Amherst, Elm Creek, Gibbon, Kearney, Miller, Pleasanton, Ravenna, Riverdale and Shelton	Down Payment Assistance	Homebuyer	U/N	\$202,500	\$20,250	10%	\$1,661,485	820%	\$1,884,235	15	100%	N/A	14.7	\$3,425,652
CD3	18-TFHO-33022	Southwest Nebraska Community Betterment Corporation	Grant, Madrid, Elsie and Venango in Perkins County	Owner Occupied Rehab	Homeowner	U/N	\$252,000	\$27,250	11%	\$7,800	3%	\$287,050	8	100%	N/A	2.2	\$521,874
CD3	18-TFHO-33023	Southwest Nebraska Community Betterment Corporation	Hayes Center, Hamlet in Hayes County; Culbertson in Hitchcock County	Owner Occupied Rehab	Homeowner	U/N	\$252,000	\$27,250	11%	\$7,800	3%	\$287,050	8	100%	N/A	2.2	\$521,874
CD3	18-TFHO-34035	Housing Development Corporation	City of Grand Island	Owner Occupied Rehab	Homeowner	U/N	\$250,000	\$26,500	11%	\$0	0%	\$276,500	9	100%	N/A	2.2	\$502,694
CD3	18-TFHO-36002	Blue Valley Community Action	Butler, Fillmore, Gage, Jefferson, Polk, Saline, Seward, Thayer, and York Counties	Owner Occupied Rehab	Homeowner	U/N	\$252,000	\$25,200	10%	\$0	0%	\$277,200	8	100%	N/A	2.2	\$503,966
CD3	18-TFRH-32003	City of Atkinson	City of Atkinson	Rental New Construction	Rental	U/N	\$295,000	\$111,000	38%	\$37,760	13%	\$443,760	2	93%	\$1,674	3.5	\$806,782
CD3	18-TFRH-35006	City of Bloomfield	City of Bloomfield	Rental New Construction	Rental	U/N	\$500,000	\$51,000	10%	\$658,800	132%	\$1,209,800	8	93%	\$7,168	9.5	\$2,199,489

Congressional District	Application Awarded	Organization Awarded	Project Location	Project Description	Project Summary	Grant Amount Requested	Amount Awarded	Amount of Cash Match	Percent of Cash Match	Amount Leveraged	Percent of Leverage	Total Project Cost	# of Units	Occupancy Rate	Expected Monthly Rent	Employment Generated	Community Investment
CD1	18-TFTA-18031	NeighborWorks Lincoln, Inc.	Lincoln, Lancaster County	Technical Assistance	Non-Profit Operating	U/N	\$40,000	\$4,000	10%	\$0	0%	\$44,000	0	N/A	N/A	0.3	\$79,995
CD1	18-TFTA-18019	Nebraska Housing Developers Association	Statewide	Technical Assistance	Non-Profit Operating	U/N	\$40,000	\$4,000	10%	\$4,000	10%	\$48,000	0	N/A	N/A	0.4	\$87,267
CD2	18-TFTA-27017	Habitat for Humanity of Omaha, Inc.	Omaha and Waterloo in Douglas County; Blair in Washington County	Technical Assistance	Non-Profit Operating	U/N	\$40,000	\$100,000	250%	\$80,000	200%	\$220,000	0	N/A	N/A	1.7	\$399,973
CD3	18-TFTA-33012	Lincoln County Community Development Corporation	Brady, Hershey, Maxwell, North Platte, Sutherland, Wallace and Wellfleet in Lincoln County	Technical Assistance	Non-Profit Operating	U/N	\$40,000	\$4,000	10%	\$15,400	39%	\$59,400	0	N/A	N/A	0.5	\$107,993
CD3	18-TFTA-34021	South Central Economic Development District	Adams, Buffalo, Clay, Franklin, Hall, Hamilton, Harlan, Howard, Kearney, Merrick, Nuckolls, Phelps and Webster Counties	Technical Assistance	Non-Profit Operating	U/N	\$40,000	\$4,000	10%	\$0	0%	\$44,000	0	N/A	N/A	0.3	\$79,995
CD3	18-TFTA-34033	Housing Development Corporation	Adams, Clay, Hall and Webster Counties	Technical Assistance	Non-Profit Operating	U/N	\$40,000	\$4,000	10%	\$0	0%	\$44,000	0	N/A	N/A	0.3	\$79,995
CD3	18-TFTA-35038	Wayne Community Housing Development Corporation	Burt, Cuming, Dodge, Thurston, Washington and Wayne Counties	Technical Assistance	Non-Profit Operating	U/N	\$40,000	\$40,000	100%	\$46,000	115%	\$126,000	0	N/A	N/A	1.0	\$229,076
CD3	18-TFTA-35047	Northeast Housing Initiative, Inc.	Cedar, Dakota, Dixon, Knox, Pierce and Antelope Counties	Technical Assistance	Non-Profit Operating	U/N	\$40,000	\$20,000	50%	\$36,000	90%	\$96,000	0	N/A	N/A	0.8	\$174,534
CD2	17-OERH-20102	Nebraska Urban Indian Health Coalition	City of Omaha, Douglas County	Rental New Construction	Rental	U/N	\$180,265	\$7,337,140	4070%	\$0	0%	\$7,517,405	44	93%	\$23,785	58.8	\$13,667,093
CD3	18-TFHP-33090	McCook Economic Development Corporation	McCook in Red Willow County; Benkelman in Dundy County; and Cambridge in Furnas County	Single Family New Construction Homebuyer	Homebuyer	\$501,500	\$405,600	\$70,000	17%	\$106,789	26%	\$582,389	2	100%	N/A	4.6	\$1,058,818
CD3	18-TFHP-34091	City of Superior	Superior in Nuckolls County	New Construction w/ Down Payment Assistance	Homebuyer	\$500,000	\$500,000	\$56,000	11%	\$0	0%	\$556,000	6	100%	N/A	4.4	\$1,010,841
CD1	18-TFRH-10086	Housing Foundation for Sarpy County	Bellevue in Sarpy County	Rental New Construction	Rental	\$500,000	\$500,000	\$9,079,568	1816%	\$0	0%	\$9,579,568	75	93%	\$74,016	75.0	\$17,416,229

Congressional District	Application Awarded	Organization Awarded	Project Location	Project Description	Project Summary	Grant Amount Requested	Amount Awarded	Amount of Cash Match	Percent of Cash Match	Amount Leveraged	Percent of Leverage	Total Project Cost	# of Units	Occupancy Rate	Expected Monthly Rent	Employment Generated	Community Investment
CD1	18-TFRH-17089	Omaha-Council Bluffs Metropolitan Area Planning Agency Foundation	Blair in Washington County	Multi-Family Rehabilitation, Adaptive Reuse, Conversion	Rental	\$500,000	\$450,000	\$50,000	11%	\$0	0%	\$500,000	12	93%	\$8,928	3.9	\$909,030
CD2	18-TFRH-20088	Holy Name Housing Corp	Omaha in Douglas County	Rental New Construction	Rental	\$500,000	\$500,000	\$3,968,167	794%		0%	\$4,468,167	20	93%	\$13,457	35.0	\$8,123,396
CD1	19-TFDR-15092	Greater Fremont Development Foundation	Dodge County	Housing Rehabilitation, Down Payment Assistance and Demolition	Homeowner & Homebuyer	\$500,000	\$500,000	\$50,000	10%	0%	0%	\$550,000	17	100%	N/A	4.3	\$999,933
CD3	19-TFDR-15094	Pierce County	Pierce County	Housing Rehabilitation, Down Payment Assistance and Demolition	Homeowner & Homebuyer	\$500,000	\$500,000	\$50,000	10%	\$0	0%	\$550,000	17	100%	N/A	4.3	\$999,933
CD1	19-TFDR-16090	Growing Regional Economic Activity Today	Nebraska City in Otoe County	New Construction with Down Payment Assistance	Homebuyer	\$500,000	\$500,000	\$50,000	10%	\$0	0%	\$550,000	4	100%	N/A	4.3	\$999,933
CD1	19-TFDR-16093	City of Peru	Peru in Nemaha County	Purchase/ Rehabilitation/ Resale with Down Payment Assistance	Homebuyer	\$500,000	\$500,000	\$50,000	10%	\$0	0%	\$550,000	4	100%	N/A	4.3	\$999,933
CD3	19-TFDR-32088	Village of Lynch	Lynch in Boyd County	Single Family Rental New Construction, Housing Rehabilitation and Demolition	Homeowner & Rental	\$500,000	\$500,000	\$75,000	15%	\$0	0%	\$575,000	9	100%	\$976	4.5	\$1,045,385
CD3	19-TFDR-34089	City of Wood River	Wood River in Hall County	Housing Rehabilitation	Homeowner & Rental	\$500,000	\$500,000	\$50,000	10%	\$0	0%	\$550,000	13	100% & 93%	U/N	4.3	\$999,933
CD1	19-TFHO-16019	City of Stromsburg	Polk County	Owner Occupied Rehabilitation	Homeowner	\$504,000	\$500,000	\$50,400	10%	\$0	0%	\$550,400	18	100%	N/A	4.3	\$1,000,660
CD1	19-TFHO-16054	City of Ashland	Saunders County	Owner Occupied Rehabilitation	Homeowner	\$504,000	\$500,000	\$56,700	11%	\$0	0%	\$556,700	18	100%	N/A	4.4	\$1,012,114
CD1	19-TFHO-16065	City of Milford	Milford in Seward County	Owner Occupied Rehab	Homeowner	\$252,000	\$252,000	\$25,200	10%	\$0	0%	\$277,200	9	100%	N/A	2.2	\$503,966

Congressional District	Application Awarded	Organization Awarded	Project Location	Project Description	Project Summary	Grant Amount Requested	Amount Awarded	Amount of Cash Match	Percent of Cash Match	Amount Leveraged	Percent of Leverage	Total Project Cost	# of Units	Occupancy Rate	Expected Monthly Rent	Employment Generated	Community Investment
CD3	19-TFHO-33034	West Central Nebraska Development District	Grant, Hooker, Thomas, Arthur, McPherson, Logan, Keith, Perkins, Lincoln, Dawson, Chase, Hayes, Frontier, Gosper, Dundy, Hitchcock, Red Willow and Furnas Counties	Owner Occupied Rehab	Homeowner	\$484,500	\$484,500	\$51,000	11%	\$0	0%	\$535,500	17	100%	N/A	4.2	\$973,571
CD3	19-TFHO-34008	Village of Shelton	Shelton in Buffalo County	Owner Occupied Rehab	Homeowner	\$150,000	\$150,000	\$15,000	10%	\$0	0%	\$165,000	4	100%	N/A	1.3	\$299,980
CD1	19-TFHP-15062	Fremont Area Habitat for Humanity	Fremont in Dodge County	Owner Occupied Rehabilitation, New Construction with Down Payment Assistance and Demolition	Homeowner & Homebuyer	\$500,000	\$500,000	\$50,000	10%	\$103,000	21%	\$653,000	10	100%	N/A	5.1	\$1,187,193
CD1	19-TFHP-18063	Lincoln Lancaster County Habitat for Humanity	Lincoln, Communities in Lancaster and Seward Counties Nebraska	New Construction with Down Payment Assistance	Homebuyer	\$500,000	\$500,000	\$50,000	10%	\$1,784,000	357%	\$2,334,000	16	100%	N/A	18.3	\$4,243,352
CD2	19-TFHP-27069	Habitat for Humanity of Omaha, Inc.	Omaha in Douglas County	New Construction	Homebuyer	\$595,000	\$500,000	\$50,000	10%	\$2,356,120	471%	\$2,906,120	16	100%	N/A	22.7	\$5,283,501
CD2	19-TFHP-27071	Habitat for Humanity of Omaha, Inc.	Omaha in Douglas County	Purchase Rehab Resale	Homebuyer	\$500,000	\$500,000	\$50,000	10%	\$3,275,880	655%	\$3,825,880	16	100%	N/A	29.9	\$6,955,679
CD3	19-TFHP-31001	High Plains Community Development Corporation	Chadron in Dawes County	New Construction with Down Payment Assistance and Acquisition	Homebuyer	\$399,000	\$399,000	\$52,066	13%	\$52,512	13%	\$503,578	2	100%	N/A	3.9	\$915,535
CD3	19-TFHP-31020	Western Nebraska Housing Opportunities	Scottsbluff, Gering, Terrytown, Mitchell, Morrill, Lyman in Scotts Bluff County; Bayard and Bridgeport in Morrill County	Down Payment Assistance with Rehab	Homebuyer	\$246,250	\$246,250	\$25,000	10%	\$85,000	35%	\$356,250	50	100%	N/A	2.8	\$647,684
CD3	19-TFHP-32058	Custer Economic Development Corporation	Broken Bow in Custer County	New Construction with Down Payment Assistance	Homebuyer	\$500,000	\$500,000	\$52,500	11%	\$0	0%	\$552,500	3	100%	N/A	4.3	\$1,004,478

Congressional District	Application Awarded	Organization Awarded	Project Location	Project Description	Project Summary	Grant Amount Requested	Amount Awarded	Amount of Cash Match	Percent of Cash Match	Amount Leveraged	Percent of Leverage	Total Project Cost	# of Units	Occupancy Rate	Expected Monthly Rent	Employment Generated	Community Investment
CD3	19-TFHP-33016	Southwest Nebraska Community Betterment Corporation	Grant, Madrid, Venango, Elsie in Perkins County; Imperial, Lamar, Wauneta in Chase County; Hamlet, Hayes Center in Hayes County; Culbertson, Trenton, Stratton, Palisade in Hitchcock County; Benkelman, Haigler in Dundy County; and McCook in Red Willow County	Down Payment Assistance	Homebuyer	\$255,000	\$255,000	\$25,500	10%	\$5,740	2%	\$286,240	10	100%	N/A	2.2	\$520,401
CD3	19-TFHP-36002	Blue Valley Community Action	Fairbury in Jefferson County	Purchase Rehab/Lease Resale	Homebuyer	\$500,000	\$500,000	\$50,000	10%	\$0	0%	\$550,000	4	100%	N/A	4.3	\$999,933
CD3	19-TFHP-36025	Southeast Nebraska Community Action Council Action Partnership, Inc.	Cass, Johnson, Nemaha, Otoe, Pawnee, Richardson, and Sarpy Counties	Down Payment Assistance with Rehab	Homebuyer	\$225,000	\$225,000	\$22,500	10%	\$0	0%	\$247,500	6	100%	N/A	1.9	\$449,970
CD2	19-TFRH-27038	Holy Name Housing Corporation	Omaha in Douglas County	Single Family Rental New Construction	Rental	\$500,000	\$500,000	\$50,000	10%	\$275,043	55%	\$825,043	3	93%	2715	6.5	\$1,499,978
CD2	19-TFRH-27039	Holy Name Housing Corporation	Omaha in Douglas County	Single Family Rental New Construction	Rental	\$500,000	\$500,000	\$90,000	18%	\$778,793	156%	\$1,368,793	5	93%	4510	10.7	\$2,488,548
CD3	19-TFRH-33047	Lincoln County Community Development Corporation	North Platte in Lincoln County	Single Family Rental New Construction	Rental	\$440,000	\$440,000	\$60,000	14%	\$40,000	9%	\$540,000	4	93%	2105	4.2	\$981,752
CD1	19-TFTA-18013	South of Downtown Community Development Organization	Lincoln in Lancaster County	Nonprofit Technical Assistance	Non-Profit Operating	\$40,000	\$40,000	\$4,000	10%	\$9,936	25%	\$53,936	0	N/A	N/A	0.4	\$98,059
CD2	19-TFTA-27036	Holy Name Housing Corporation	Omaha in Douglas County	Nonprofit Technical Assistance	Non-Profit Operating	\$40,000	\$40,000	\$4,000	10%	\$0	0%	\$44,000	0	N/A	N/A	0.3	\$79,995

Congressional District	Application Awarded	Organization Awarded	Project Location	Project Description	Project Summary	Grant Amount Requested	Amount Awarded	Amount of Cash Match	Percent of Cash Match	Amount Leveraged	Percent of Leverage	Total Project Cost	# of Units	Occupancy Rate	Expected Monthly Rent	Employment Generated	Community Investment
CD3	19-TFTA-33015	Southwest Nebraska Community Betterment Corporation	Grant, Madrid, Venango, Elsie in Perkins County; Imperial, Lamar, Wauneta in Chase County; Hamlet, Hayes Center in Hayes County; Culbertson, Trenton, Stratton, Palisade in Hitchcock County; Benkelman, Haigler in Dundy County; and McCook in Red Willow County	Nonprofit Technical Assistance	Non-Profit Operating	\$40,000	\$40,000	\$4,500	11%	\$4,000	10%	\$48,500	0	N/A	N/A	0.4	\$88,176



Congressional District	Application Awarded	Organization Awarded	Project Location	Project Description	Project Summary	Grant Amount Requested	Amount Awarded	Amount of Cash Match	Percent of Cash Match	Amount Leveraged	Percent of Leverage	Total Project Cost	# of Units	Occupancy Rate	Expected Monthly Rent	Employment Generated	Community Investment
CD 1	20-TFRH-15005	City of Norfolk	Norfolk in Madison County	Conversion	Rental	\$500,000	\$500,000	\$50,000	10%	\$734,115	147%	\$1,284,115	9		\$7,727	11.4	\$2,444,230
CD 2	20-TFRH-27013	Holy Name Housing Corporation	Omaha in Douglas County	New Construction	Rental	\$500,000	\$500,000	\$0	0%	\$372,480	74%	\$872,480	3		\$3,000	7.8	\$1,660,709
CD 2	20-TFHP-27010	Habitat for Humanity of Omaha, Inc.	Omaha in Douglas County	New Construction	Homebuyer	\$500,000	\$500,000	\$400,000	80%	\$1,486,880	297%	\$2,386,880	12		N/A	21.2	\$4,543,272
CD 2	20-TFRH-27014	Holy Name Housing Corporation	Douglas County	New Construction	Rental	\$500,000	\$500,000	\$0	0%	\$372,480	74%	\$872,480	3		\$3,000	7.8	\$1,660,709
CD 3	20-TFHP-33022	Southwest Nebraska Community Betterment Corporation	Chase, Dundy, Hayes, Hitchcock and Perkins County; McCook in Red Willow County	Homebuyer Assistance with Rehabilitation	Homebuyer	\$300,000	\$300,000	\$15,000	5%		2%	\$320,456	8		N/A	2.9	\$609,967
CD 1	20-TFHP-18007	NeighborWorks Lincoln	Lincoln in Lancaster County	Homebuyer Assistance Rehabilitation	Homebuyer	\$500,000	\$500,000	\$40,900	8%	\$0	0%	\$540,900	22		N/A	4.8	\$1,029,568
CD 3	20-TFHO-32025	City of Sargent, Nebraska	Sargent in Custer County	Rehabilitation	Homeowner	\$315,000	\$315,000	\$0	0%	\$0	0%	\$315,000	10		N/A	2.8	\$599,582
CD 3	20-TFHO-32026	Village of North Loup	North Loup in Valley County	Rehabilitation	Homeowner	\$252,000	\$252,000	\$0	0%	\$0	0%	\$252,000	8		N/A	2.2	\$479,666
CD 3	20-TFRH-32027	City of Bassett, Nebraska	Bassett in Rock County	Acquisition, Demolition, Site Improvements and New Construction	Rental	\$299,998	\$299,998	\$104,000	35%	\$46,290	15%	\$450,288	2		\$1,400	4.0	\$857,094
CD 1	20-TFHP-17006	City of Columbus	Columbus in Platte County	Homebuyer Assistance	Homebuyer	\$500,000	\$500,000	\$50,000	10%	\$0	0%	\$550,000	16		N/A	4.9	\$1,046,889
CD 2	20-TFHP-27015	New Community Development Corporation dba NeighborWorks Home Solutions	Omaha in Douglas County	Acquisition, Site Improvements and New Construction with Homebuyer Assistance	Homebuyer	\$300,000	\$300,000	\$20,000	7%	\$272,500	91%	\$592,500	2		N/A	5.3	\$1,127,785
CD 3	20-TFHP-34024	Community Action Partnership of Mid-Nebraska	Amherst, Elm Creek, Gibbon, Kearney, Miller, Pleasanton, Ravenna, Riverdale and Shelton in Buffalo County	Homebuyer Assistance	Homebuyer	\$200,000	\$200,000	\$20,000	10%	\$21,980	11%	\$241,980	20		N/A	2.2	\$460,593
CD 3	20-TFRH-31018	Twin Cities Development Association, Inc.	Gering in Scotts Bluff County	Conversion	Rental	\$600,000	\$500,000	\$285,000	57%	\$200,000	40%	\$985,000	14		\$8,816	8.8	\$1,874,884
CD 3	20-TFTA-33029	Keith County Housing Development Corporation	Keith County	Nonprofit Technical Assistance	Nonprofit Operating	\$40,000	\$40,000	\$5,000	13%	\$8,190	20%	\$53,190	N/A		N/A	0.5	\$101,244

Congressional District	Application Awarded	Organization Awarded	Project Location	Project Description	Project Summary	Grant Amount Requested	Amount Awarded	Amount of Cash Match	Percent of Cash Match	Amount Leveraged	Percent of Leverage	Total Project Cost	# of Units	Occupancy Rate	Expected Monthly Rent	Employment Generated	Community Investment
CD 1	20-TFHP-18002	NeighborWorks Lincoln	Lincoln in Lancaster County	New Construction with Homebuyer Assistance	Homebuyer	\$500,000	\$500,000	\$57,100	11%	\$640,000	128%	\$1,197,100	4		N/A	10.7	\$2,278,602
CD 2	20-TFHP-27012	Habitat for Humanity of Omaha, Inc.	Omaha in Douglas County	Purchase Rehab Resale	Homebuyer	\$500,000	\$500,000	\$0	0%	\$1,047,680	210%	\$1,547,680	12		N/A	13.8	\$2,945,909
CD 2	20-TFHO-27016	Habitat for Humanity of Omaha, Inc.	Burt, Cass, Douglas, Sarpy and Washington counties	Rehabilitation	Homeowner	\$500,000	\$500,000	\$40,000	8%	\$0	0%	\$540,000	34		N/A	4.8	\$1,027,855
CD 2	20-TFTA-27017	Habitat for Humanity of Omaha, Inc.	Burt, Douglas and Washington counties	Nonprofit Technical Assistance	Nonprofit Operating	\$40,000	\$40,000	\$40,000	100%	\$0	0%	\$80,000	N/A		N/A	0.7	\$152,275
CD 3	20-TFTA-34028	South Central Economic Development District, Inc.	Statewide	Nonprofit Technical Assistance	Nonprofit Operating	\$40,000	\$40,000	\$4,000	10%	\$0	0%	\$44,000	N/A		N/A	0.4	\$83,751
CD 1	20-TFHP-15001	NeighborWorks Northeast Nebraska	Colfax, Cuming, Madison, Pierce, Platte, Stanton and Wayne counties	Purchase Rehab Resale with Homebuyer Assistance	Homebuyer	\$500,000	\$500,000	\$500,000	100%	\$13,650	3%	\$1,013,650	13		N/A	9.0	\$1,929,417
CD 3	20-TFHO-36019	York County	Benedict, Bradshaw, Gresham, Henderson, Lushton, McCool Junction, Thayer, Waco, and York in York County	Rehabilitation	Homeowner	\$500,000	\$500,000	\$50,000	10%	\$0	0%	\$550,000	18		N/A	4.9	\$1,046,889
CD 1	20-TFTA-16009	Southeast Nebraska Affordable Housing Council (SENAHC)	Cass, Fillmore, Gage, Jefferson, Johnson, Nemaha, Otoe, Pawnee, Polk, Richardson, Saline, Saunders, Seward, Thayer and York counties	Nonprofit Technical Assistance	Nonprofit Operating	\$40,000	\$40,000	\$4,000	10%	\$0	0%	\$44,000	N/A		N/A	0.4	\$83,751
CD 3	20-TFHP-31021	High Plains Community Development Corporation, Inc.	Alliance and Hemingford in Box Butte County; Bayard and Bridgeport in Morrill County; Chadron and Crawford in Dawes County; Gordon, Hayes Springs and Rushville in Sheridan County; Harrison in Sioux County	Homebuyer Assistance	Homebuyer	\$184,500	\$184,500	\$13,000	7%	\$67,970	37%	\$265,470	30		N/A	2.4	\$505,305



Congressional District	Application Awarded	Organization Awarded	Project Location	Project Description	Project Summary	Grant Amount Requested	Amount Awarded	Amount of Cash Match	Percent of Cash Match	Amount Leveraged	Percent of Leverage	Total Project Cost	# of Units	Occupancy Rate	Expected Monthly Rent	Employment Generated	Community Investment
CD 1	20-TFRH-18003	South of Downtown Community Development Organization	Lincoln in Lancaster County	New Construction	Rental	\$500,000	\$500,000	\$165,000	33%	\$152,000	30%	\$817,000	4		\$3,100	7.3	\$1,555,107
CD 3	20-TFTA-35030	Wakefield Development Corporation	Antelope, Boone, Burt, Cedar, Cuming, Dakota, Dixon, Dodge, Holt, Knox, Madison, Nance, Pierce, Platte, Stanton, Thurston, Washington and Wayne counties	Nonprofit Technical Assistance	Nonprofit Operating	\$40,000	\$40,000	\$5,500	14%	\$16,000	40%	\$61,500	N/A		N/A	0.5	\$117,061
CD 2	20-TFRH-29011	Northern Ponca Housing Authority	Omaha in Douglas County	Demolition with New Construction	Rental	\$500,000	\$500,000	\$5,000,000	1000%	\$1,351,665	270%	\$6,851,665	20		\$1,765	61.0	\$13,041,701
CD 3	20-TFRH-35023	City of Plainview	Plainview in Pierce County	Acquisition and New Construction	Rental	\$452,000	\$452,000	\$275,000	61%	\$177,533	39%	\$904,533	4		\$4,252	8.0	\$1,721,720
CD 1	20-TFHP-15004	Northeast Economic Development, Inc.	Antelope, Boone, Burt, Cedar, Colfax, Cuming, Dixon, Dodge, Knox, Madison, Nance, Pierce, Platte, Stanton, Thurston and Wayne counties	Homebuyer Assistance	Homebuyer	\$288,000	\$288,000	\$72,000	25%	\$0	0%	\$360,000	10		N/A	3.2	\$685,237
Statewide	20-TFTA-47031	Midwest Housing Development, Inc.	Lyons, Oakland, and Tekamah	Nonprofit Technical Assistance	Nonprofit Operating	\$30,000	\$30,000	\$10,000	33%	\$30,000	100%	\$70,000	N/A		N/A	0.6	\$131,240
CD 1	20-TFTA-17008	Housing Foundation for Sarpy County	Sarpy County	Nonprofit Technical Assistance	Nonprofit Operating	\$40,000	\$40,000	\$35,000	88%	\$26,000	65%	\$101,000	N/A		N/A	0.9	\$192,247
CD 3	20-TFHP-33020	Lincoln County Community Development Corporation	North Platte in Lincoln County	Demolition with New Construction	Homebuyer	\$390,000	\$390,000	\$36,000	9%	\$200,000	51%	\$626,000	3		N/A	5.6	\$1,191,551

Congressional District	Application Awarded	Organization Awarded	Project Location	Project Description	Project Summary	Grant Amount Requested	Amount Awarded	Amount of Cash Match	Percent of Cash Match	Amount Leveraged	Percent of Leverage	Total Project Cost	# of Units	Occupancy Rate	Expected Monthly Rent	Employment Generated	Community Investment
CD 1	21-TFHO-16001	Cedar Bluffs Education Foundation	Cedar Bluffs	Rehabilitation	Homeowner	\$567,000	\$567,000	\$0	0%	\$0	0%	\$567,000	18	100%	N/A	3.9	\$977,970
CD 1	21-TFHO-16002	City of Syracuse	Syracuse	Rehabilitation	Homeowner	\$567,000	\$567,000	\$0	0%	\$0	0%	\$567,000	18	100%	N/A	3.9	\$977,970
CD 1	21-TFHP-15007	NeighborWorks Northeast Nebraska	Colfax, Cuming, Madison, Pierce, Platte, Stanton and Wayne counties	Purchase Rehab Resale with Homebuyer Assistance	Homebuyer	\$500,000	\$500,000	\$500,000	100%	\$13,650	3%	\$1,013,650	13	100%	N/A	7.0	\$1,748,359
CD 1	21-TFHP-15009	Three Rivers Housing Development Corporation	Craig, Decatur, Lyons, Oakland, Tekamah, and Burt counties	Purchase Rehab Resale with Homebuyer Assistance	Homebuyer	\$360,000	\$360,000	\$18,000	5%	\$90,000	25%	\$468,000	9	100%	N/A	3.3	\$807,213
CD 1	21-TFHP-17004	Habitat for Humanity of Omaha	Bellevue	Purchase Rehab Resale	Homebuyer	\$300,000	\$300,000	\$300,000	100%		172%	\$1,117,200	5	100%	N/A	7.8	\$1,926,963
CD 1	21-TFHP-18005	NeighborWorks Lincoln	City of Lincoln	Acquisition, Demolition, and New Construction	Homebuyer	\$500,000	\$500,000	\$57,100	11%	\$619,900	124%	\$1,177,000	4	100%	N/A	8.2	\$2,030,107
CD 1	21-TFHP-18006	NeighborWorks Lincoln	City of Lincoln	Homebuyer Assistance with Rehabilitation	Homebuyer	\$500,000	\$500,000	\$52,500	11%	\$0	0%	\$552,500	22	100%	N/A	3.8	\$952,960
CD 1	21-TFRH-18003	Good Neighbor Community Center	City of Lincoln	Site Improvements, Demolition, and New Construction, Rent-up Reserves, Developer Fee	Rental	\$500,000	\$500,000	\$500,000	100%	\$21,500,000	4300%	\$22,500,000	128	93%	\$158,140	156.3	\$38,808,339
CD 1	21-TFTA-15008	Three Rivers Housing Development Corporation	Burt, Cuming, Dodge, and Washington counties	Nonprofit Technical Assistance	Technical Assistance	\$40,000	\$40,000	\$6,000	15%	\$0	0%	\$46,000	N/A	N/A	N/A	0.3	\$79,341
CD 2	21-TFHO-27012	Habitat for Humanity of Omaha, Inc.	Douglas and Sarpy counties	Rehabilitation	Homeowner	\$500,000	\$500,000	\$0	0%	\$149,400	30%	\$649,400	30	100%	N/A	4.5	\$1,120,095
CD 2	21-TFHP-27010	Habitat for Humanity of Omaha, Inc.	Douglas and Sarpy counties	New Construction	Homebuyer	\$500,000	\$500,000	\$100,000	20%	\$1,914,480	383%	\$2,514,480	12	100%	N/A	17.5	\$4,337,013

Congressional District	Application Awarded	Organization Awarded	Project Location	Project Description	Project Summary	Grant Amount Requested	Amount Awarded	Amount of Cash Match	Percent of Cash Match	Amount Leveraged	Percent of Leverage	Total Project Cost	# of Units	Occupancy Rate	Expected Monthly Rent	Employment Generated	Community Investment
CD 2	21-TFHP-27011	Habitat for Humanity of Omaha, Inc.	Douglas and Sarpy counties	Purchase Rehab Resale	Homebuyer	\$500,000	\$500,000	\$100,000	20%	\$1,868,251	374%	\$2,468,251	12	100%	N/A	17.1	\$4,257,277
CD 2	21-TFRH-27013	Holy Name Housing Corporation	Douglas County	New Construction	Rental	\$500,000	\$500,000	\$0	0%	\$364,634	73%	\$864,634	3	93%	\$3,000	6.0	\$1,491,334
CD 2	21-TFRH-27014	Holy Name Housing Corporation	Douglas County	New Construction	Rental	\$500,000	\$500,000	\$0	0%	\$364,634	73%	\$864,634	3	93%	\$3,000	6.0	\$1,491,334
CD 2	21-TFTA-27015	Holy Name Housing Corporation	Douglas County	Nonprofit Technical Assistance	Technical Assistance	\$40,000	\$40,000	\$0	0%	\$0	0%	\$40,000	N/A	N/A	N/A	0.3	\$68,993
CD 3	21-TFHO-32020	CORE Development, Inc.	Brunswick, Chambers, Clearwater, Elgin, Ewing, Inman, Neligh, Oakdale, Orchard, Page, Royal	Rehabilitation	Homeowner	\$315,000	\$315,000	\$72,000	23%	\$0	0%	\$387,000	12	100%	N/A	2.7	\$667,503
CD 3	21-TFHO-34022	Housing Development Corporation	Harvard	Rehabilitation with Demolition	Homeowner	\$288,000	\$288,000	\$18,000	6%	\$0	0%	\$306,000	8	100%	N/A	2.1	\$527,793
CD 3	21-TFHO-36016	City of Hebron	Hebron	Rehabilitation	Homeowner	\$567,000	\$567,000	\$0	0%	\$0	0%	\$567,000	18	100%	N/A	3.9	\$977,970
CD 3	21-TFHO-36028	Southeast Nebraska Community Action Partnership, Inc.	Cass, Johnson, Nemaha, Otoe, Pawnee, Richardson, and Sarpy counties	Rehabilitation	Homeowner	\$315,000	\$315,000	\$0	0%	\$5,000	2%	\$320,000	10	100%	N/A	2.2	\$551,941
CD 3	21-TFHP-32019	City of Valentine	Cherry County	Acquisition with New Construction and Homebuyer Assistance, Developer Fee	Homebuyer	\$500,000	\$500,000	\$50,000	10%	\$0	0%	\$550,000	3	100%	N/A	3.8	\$948,648
CD 3	21-TFHP-33031	Southwest Nebraska Community Betterment Corporation	Grant	New Construction with Homebuyer Assistance and Developer Fee	Homebuyer	\$462,200	\$462,200	\$75,000	16%	\$47,000	10%	\$584,200	2	100%	N/A	4.1	\$1,007,637

Congressional District	Application Awarded	Organization Awarded	Project Location	Project Description	Project Summary	Grant Amount Requested	Amount Awarded	Amount of Cash Match	Percent of Cash Match	Amount Leveraged	Percent of Leverage	Total Project Cost	# of Units	Occupancy Rate	Expected Monthly Rent	Employment Generated	Community Investment
CD 3	21-TFHP-35018	City of South Sioux City	South Sioux City	Acquisition, Site Improvements and New Construction with Homebuyer Assistance	Homebuyer	\$500,000	\$500,000	\$373,500	75%	\$1,475,150	295%	\$2,348,650	8	100%	N/A	16.3	\$4,050,987
CD 3	21-TFHP-35025	Northeast Housing Initiatives, Inc.	Antelope, Cedar, Dakota, Dixon, Knox, and Pierce counties	Purchase Rehab Resale with Homebuyer Assistance	Homebuyer	\$350,000	\$350,000	\$0	0%	\$100,000	29%	\$450,000	6	100%	N/A	3.1	\$776,167
CD 3	21-TFHP-35032	Village of Clearwater	Clearwater	New Construction with Homebuyer Assistance and Developer Fee	Homebuyer	\$221,000	\$221,000	\$35,000	16%	\$314,453	142%	\$570,453	2	100%	N/A	4.0	\$983,926
CD 3	21-TFHP-36027	Southeast Nebraska Community Action Partnership, Inc.	Cass, Johnson, Nemaha, Otoe, Pawnee, Richardson, and Sarpy counties	Homebuyer Assistance with Rehabilitation	Homebuyer	\$375,000	\$375,000	\$2,500	1%	\$5,000	1%	\$382,500	10	100%	N/A	2.7	\$659,742
CD 3	21-TFRH-33030	Southwest Nebraska Community Betterment Corporation	Grant	Rehabilitation with Operating Reserves and Developer Fee	Rental	\$205,750	\$205,750	\$0	0%	\$127,440	62%	\$333,190	6	93%	\$3,450	2.3	\$574,691
CD 3	21-TFRH-35017	City of Pierce	Pierce	Acquisition with New Construction, Operating Reserves, and Rent-up Reserves	Rental	\$500,000	\$500,000	\$100,000	20%	\$576,992	115%	\$1,176,992	6	93%	\$6	8.2	\$2,030,094
CD 3	21-TFRH-35033	Wakefield Development Corporation	Wakefield	Conversion	Rental	\$500,000	\$500,000	\$0	0%	\$280,403	56%	\$780,403	4	93%	\$3,800	5.4	\$1,346,051
CD 3	21-TFRH-35034	Wakefield Development Corporation	Wakefield	New Construction	Rental	\$500,000	\$500,000	\$0	0%	\$3,843,946	769%	\$4,343,946	30	93%	\$33,702	30.2	\$7,492,504

Congressional District	Application Awarded	Organization Awarded	Project Location	Project Description	Project Summary	Grant Amount Requested	Amount Awarded	Amount of Cash Match	Percent of Cash Match	Amount Leveraged	Percent of Leverage	Total Project Cost	# of Units	Occupancy Rate	Expected Monthly Rent	Employment Generated	Community Investment
CD 3	21-TFRH-36024	Midwest Housing Initiatives, Inc.	Gage County	Site Improvements with New Construction, Operating Reserves, Rent-up Reserves, and Developer Fee	Rental	\$670,000	\$670,000	\$166,484	25%	\$66,484	10%	\$902,968	4	93%	\$2,160	6.3	\$1,557,453
CD 3	21-TFTA-31021	High Plains Community Development Corporation, Inc.	Chadron	Nonprofit Technical Assistance	Technical Assistance	\$40,000	\$40,000	\$3,500	9%	\$7,500	19%	\$51,000	N/A	N/A	N/A	0.4	\$87,966
CD 3	21-TFTA-34023	Housing Development Corporation	Adams, Clay, Hall, Nuckolls, and Webster counties	Nonprofit Technical Assistance	Technical Assistance	\$40,000	\$40,000	\$4,000	10%	\$0	0%	\$44,000	N/A	N/A	N/A	0.3	\$75,892
CD 3	21-TFTA-35026	Northeast Housing Initiatives, Inc.	Antelope, Cedar, Dakota, Dixon, Knox, and Pierce counties	Nonprofit Technical Assistance	Technical Assistance	\$40,000	\$40,000	\$10,000	25%	\$0	0%	\$50,000	N/A	N/A	N/A	0.3	\$86,241
CD 3	21-TFTA-36029	Southeast Nebraska Community Action Partnership, Inc.	Cass, Johnson, Nemaha, Pawnee, Richardson, and Sarpy counties	Nonprofit Technical Assistance	Technical Assistance	\$40,000	\$40,000	\$0	0%	\$0	0%	\$40,000	N/A	N/A	N/A	0.3	\$68,993




Congressional District	Application Awarded	Organization Awarded	Project Location	Project Description	Project Summary	Grant Amount Requested	Amount Awarded	Amount of Cash Match	Percent of Cash Match	Amount Leveraged	Percent of Leverage	Total Project Cost	# of Units	Occupancy Rate	Expected Monthly Rent	Employment Generated
CD 1	22-TFHO-16018	City of David City	David City	Rehabilitation	Homeowner	\$578,000	\$575,600	\$60,000	10%	\$0	0%	\$635,600	13	100%	N/A	3.7
CD 2	22-TFHO-27002	Habitat for Humanity of Omaha, Inc.	La Vista, Papillion	Rehabilitation	Homeowner	\$580,000	\$580,000	\$0	0%	\$0	0%	\$580,000	30	100%	N/A	3.4
CD 3	22-TFHO-32013	Central Nebraska Economic Development Inc.	Blaine, Boyd, Brown, Cherry, Custer, Garfield, Greeley, Holt, Keya Paha, Loup, Rock, Sherman, Valley, and Wheeler counties	Rehabilitation	Homeowner	\$599,500	\$599,500	\$0	0%	\$0	0%	\$599,500	13	100%	N/A	3.5
CD 3	22-TFHO-36016	Fillmore County Development Corporation	Fillmore County	Rehabilitation	Homeowner	\$578,000	\$575,600	\$0	0%	\$0	0%	\$575,600	12	100%	N/A	3.3
CD 2	22-TFHP-27001	Habitat for Humanity of Omaha, Inc.	Omaha	New Construction	Homebuyer	\$580,000	\$580,000	\$200,000	34%	\$1,667,600	288%	\$2,447,600	12	100%	N/A	14.2
CD 3	22-TFHP-32012	Central Nebraska Economic Development, Inc.	Blaine, Boyd, Brown, Cherry, Custer, Garfield, Greeley, Holt, Keya Paha, Loup, Rock, Sherman, Valley, and Wheeler counties	Homebuyer Assistance, Rehabilitation	Homebuyer	\$599,500	\$599,500	\$0	0%	\$0	0%	\$599,500	13	100%	N/A	3.5
CD 1	22-TFHP-16010	Seward County Housing Corporation	Seward County	Homebuyer Assistance, Lead Based Paint	Homebuyer	\$610,000	\$610,000	\$0	0%	\$0	0%	\$610,000	20	100%	N/A	3.5
CD 1	22-TFHP-16011	Nebraska Housing Resource	City of Lincoln	New Construction	Homebuyer	\$580,000	\$580,000	\$100,000	17%	\$0	0%	\$680,000	14	100%	N/A	4.0
CD 1	22-TFHP-16023	NeighborWorks Lincoln	City of Lincoln	Rehabilitation, Homebuyer Assistance	Homebuyer	\$512,700	\$512,700	\$0	0%	\$0	0%	\$512,700	19	100%	N/A	3.0
CD 1	22-TFHP-16024	NeighborWorks Lincoln	City of Lincoln	New Construction, Homebuyer Assistance	Homebuyer	\$528,900	\$528,900	\$65,000	12%	\$680,000	129%	\$1,273,900	4	100%	N/A	7.4
CD 1	22-TFHP-16025	NeighborWorks Lincoln	City of Lincoln	New Construction	Homebuyer	\$536,125	\$536,125	\$117,400	22%	\$1,750,000	326%	\$2,403,525	5	100%	N/A	14.0
CD 1	22-TFHP-17003	Habitat for Humanity of Omaha, Inc.	Bellevue, Sarpy counties	Homebuyer Assistance	Homebuyer	\$520,000	\$520,000	\$100,000	19%	\$0	0%	\$620,000	16	100%	N/A	3.6
CD 1	22-TFHP-17007	NeighborWorks Northeast Nebraska	Butler, Colfax, Cuming, Madison, Pierce, Platte, Stanton, and Wayne counties	Purchase Rehab Resale	Homebuyer	\$599,500	\$599,500	\$500,000	83%	\$0	0%	\$1,099,500	13	100%	N/A	6.4
CD 1	22-TFHP-17008	NeighborWorks Northeast Nebraska	Columbus	Homebuyer Assistance, Acquisition	Homebuyer	\$580,000	\$580,000	\$390,000	67%	\$15,750	3%	\$985,750	15	100%	N/A	5.7

Congressional District	Application Awarded	Organization Awarded	Project Location	Project Description	Project Summary	Grant Amount Requested	Amount Awarded	Amount of Cash Match	Percent of Cash Match	Amount Leveraged	Percent of Leverage	Total Project Cost	# of Units	Occupancy Rate	Expected Monthly Rent	Employment Generated
CD 2	22-TFHP-27004	Habitat for Humanity of Omaha, Inc.	Burt, Douglas, and Washington counties	Homebuyer Assistance	Homebuyer	\$520,000	\$520,000	\$100,000	19%	\$0	0%	\$620,000	14	100%	N/A	3.6
CD 2	22-TFHP-27009	Project Houseworks	Douglas and Sarpy counties	Purchase Rehab Resale	Homebuyer	\$578,500	\$578,500	\$0	0%	\$50,000	9%	\$628,500	9	100%	N/A	3.7
CD 2	22-TFHP-27017	Seventy Five North Revitalization Corp.	Douglas County	New Construction	Homebuyer	\$500,000	\$500,000	\$0	0%	\$0	0%	\$500,000	2	100%	N/A	2.9
CD 2	22-TFHP-27022	Omaha 100, Inc.	Douglas County	Homebuyer Assistance	Homebuyer	\$580,000	\$580,000	\$250,000	43%	\$0	0%	\$830,000	50	100%	N/A	4.8
CD 3	22-TFHP-31006	High Plains Community Development Corporation, Inc.	Alliance, Chadron, Crawford, Gordon, Harrison, Hay Springs, Hemingford, Rushville, Whitney	Homebuyer Assistance	Homebuyer	\$300,000	\$300,000	\$30,000	10%	\$0	0%	\$330,000	50	100%	N/A	1.9
CD 3	22-TFHP-32019	City of Burwell	Burwell	New Construction, Homebuyer Assistance, Acquisition, Developer Fee	Homebuyer	\$525,650	\$520,650	\$50,000	10%	\$0	0%	\$570,650	2	100%	N/A	3.3
CD 3	22-TFHP-33005	Southwest Nebraska Community Betterment Corporation	Chase, Dundy, Hayes, Hitchcock, Keith, and Perkins counties	Homebuyer Assistance	Homebuyer	\$356,000	\$356,000	\$27,000	8%	\$13,980	4%	\$396,980	20	100%	N/A	2.3
CD 3	22-TFHP-35020	Three Rivers Housing Development Corporation	Oakland	New Construction, Homebuyer Assistance, Developer Fee	Homebuyer	\$523,500	\$523,500	\$24,750	5%	\$300,000	57%	\$848,250	3	100%	N/A	4.9
CD 3	22-TFHP-35021	Three Rivers Housing Development Corporation	Lyons	New Construction, Homebuyer Assistance, Developer Fee	Homebuyer	\$523,500	\$523,500	\$24,750	5%	\$0	0%	\$548,250	3	100%	N/A	3.2
CD 3	22-TFHP-36014	City of Auburn	Auburn	New Construction	Homebuyer	\$540,000	\$530,000	\$50,000	9%	\$0	0%	\$580,000	2	100%	N/A	3.4
CD 3	22-TFHP-36015	Thayer County Economic Development Alliance	Thayer County	New Construction, Acquisition	Homebuyer	\$520,000	\$520,000	\$5,000	1%	\$0	0%	\$525,000	2	100%	N/A	3.1
CD 1	22-TFRH-15032	City of Fremont	Fremont	Rehabilitation-SF	Rental	\$310,500	\$310,500	\$0	0%	\$250,000	81%	\$560,500	7	93%	N/A	3.3
CD 2	22-TFRH-27028	Holy Name Housing SEPX	Douglas County	New Construction	Rental	\$525,000	\$525,000	\$0	0%	\$0	0%	\$525,000	3	93%	N/A	3.1
CD 2	22-TFRH-27029	Holy Name Housing Corporation SEPXI	Douglas County	New Construction	Rental	\$525,000	\$525,000	\$0	0%	\$416,280	79%	\$941,280	3	93%	N/A	5.5

Congressional District	Application Awarded	Organization Awarded	Project Location	Project Description	Project Summary	Grant Amount Requested	Amount Awarded	Amount of Cash Match	Percent of Cash Match	Amount Leveraged	Percent of Leverage	Total Project Cost	# of Units	Occupancy Rate	Expected Monthly Rent	Employment Generated
CD 2	22-TFRH-27030	Talented Tenth Group	Douglas County	New Construction, Developer Fee, Rental Reserves	Rental	\$510,000	\$510,000	\$0	0%	\$200,000	39%	\$710,000	3	93%	N/A	4.1
CD 3	22-TFRH-32033	Village of Ewing	Ewing	New Construction, Developer Fee, Acquisition Rental Reserves	Rental	\$431,640	\$431,640	\$100,000	23%	\$1,250	0%	\$532,890	2	93%	N/A	3.1
CD 3	22-TFRH-34027	Hastings Community Redevelopment Authority	Hastings	New Construction	Rental	\$500,000	\$500,000	\$100,000	20%	\$700,000	140%	\$1,300,000	4	93%	N/A	7.6
CD 3	22-TFRH-34031	Village of Bertrand	Phelps County	New Construction	Rental	\$525,000	\$525,000	\$0	0%	\$0	0%	\$525,000	5	93%	N/A	3.1
CD 3	22-TFRH-36026	Midwest Housing Initiatives	Gage County	New Construction, Developer Fee	Rental	\$445,387	\$445,387	\$0	0%	\$97,303	22%	\$542,690	2	93%	N/A	3.2
CD 2	22-TFTA-27034	Mosaic Community Development dba inCOMMON Community Development	Douglas County	Non-Profit Technical Assistance	Technical Assistance	\$40,000	\$40,000	\$40,000	100%	\$150,000	375%	\$230,000	N/A	N/A	N/A	1.3
CD 2	22-TFTA-27035	Habitat for Humanity of Omaha, Inc.	Omaha, Douglas County	Non-Profit Technical Assistance	Technical Assistance	\$40,000	\$40,000	\$0	0%	\$0	0%	\$40,000	N/A	N/A	N/A	0.2
CD 2	22-TFTA-27036	Spark Capital	Douglas and Sarpy counties	Non-Profit Technical Assistance	Technical Assistance	\$40,000	\$40,000	\$0	0%	\$134,830	337%	\$174,830	N/A	N/A	N/A	1.0
CD 2	22-TFTA-27037	Project Houseworks	Douglas and Sarpy counties	Non-Profit Technical Assistance	Technical Assistance	\$40,000	\$40,000	\$0	0%	\$0	0%	\$40,000	N/A	N/A	N/A	0.2
CD 2	22-TFTA-27039	Purpose Transitional Housing Ministries	Douglas County	Non-Profit Technical Assistance	Technical Assistance	\$40,000	\$40,000	\$0	0%	\$0	0%	\$40,000	N/A	N/A	N/A	0.2
CD 2	22-TFTA-27040	Southside Redevelopment Corporation, dba Canopy South	Douglas County	Non-Profit Technical Assistance	Technical Assistance	\$40,000	\$40,000	\$0	0%	\$0	0%	\$40,000	N/A	N/A	N/A	0.2
CD 3	22-TFTA-36038	Fairbury Housing Authority	Fairbury	Non-Profit Technical Assistance	Technical Assistance	\$40,000	\$40,000	\$4,000	10%	\$0	0%	\$44,000	N/A	N/A	N/A	0.3

Legend: N/A = not applicable; U/N = unavailable





Nebraska Tourism

Nebraska Tourism

Nebraska Tourism





A herd of bison is gathered in a grassy field. Some are standing, while others are lying down. The background features a line of trees and a clear blue sky with light clouds. The overall scene is peaceful and natural.

# NEBRASKA

Good Life. Great Opportunity.

DEPT. OF ECONOMIC DEVELOPMENT

*[opportunity.nebraska.gov](http://opportunity.nebraska.gov)*