



Nebraska's Economic Release

For more information contact:
Derek Jones, Economist
derek.jones@nebraska.gov

February 2023

opportunity.nebraska.gov

Legend: ■ Nebraska ■ United States

Indicators

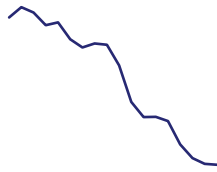
United States

▼ 11.1%

-1.14

Yield Curve

U.S. Department of Treasury



Last Reported: Feb. 2023


Nebraska

▲ 0.1%

140.6

Coincident Index

U.S. Federal Reserve of Philadelphia



United States

▲ 0.3%

136.3

Last Reported: Dec. 2022

Nebraska

▲ 0.1%

179.1

Leading Economic Indicator

University of Nebraska-Lincoln



Last Reported: Feb. 2023

Productivity

Nebraska

▲ 0.4%

\$41.3 Billion

Gross Domestic Product (GDP)

U.S. Bureau of Economic Analysis



Last Reported: Nebraska 2022 Q3, U.S. 2022 Q4

United States

▲ 0.4%

\$6.73 Trillion



United States

▲ 0.7%

\$692.5 Billion

Retail Sales

U.S. Census Bureau



Last Reported: Feb. 2023

Nebraska

▲ 4.2%

\$3.9 Billion

Non-motor vehicle sales tax collections

Nebraska Department of Revenue



Last Reported: Dec. 2022

United States

▲ 0.1%

\$740.3 Billion

Manufacturing & Trade Inventories

U.S. Census Bureau



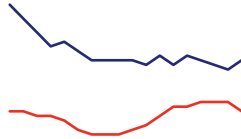
Last Reported: Jan. 2023

Jobs

Nebraska

▼ 0.1%
2.6%

Unemployment Rate
U.S. Bureau of Labor Statistics



Last Reported: Nebraska- Jan. 2023, U.S.- Feb. 2023

United States

▲ 0.0%
3.5%

Nebraska

▲ 0.3%
1.04 Million

Total Nonfarm Employment
U.S. Bureau of Labor Statistics



Last Reported: Nebraska- Jan. 2023, U.S.- Feb. 2023

United States

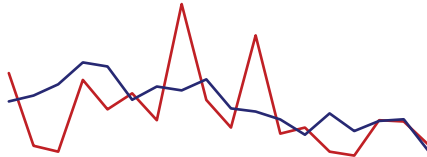
▲ 0.2%
1.55 Million



Nebraska

▲ 1.5%
4.1

Hires-to-Layoffs Ratio
U.S. Bureau of Labor Statistics



Last Reported: Jan. 2023

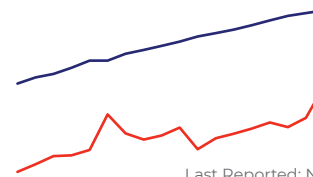
United States

▼ 2.6%
4.1

Nebraska

▲ 1.2%
\$62,767

Annualized Average Weekly Private Earnings
U.S. Bureau of Labor Statistics



Last Reported: Nebraska- Jan. 2023, U.S.- Feb. 2023

United States

▲ 0.3%
\$68,661

Prices

United States

▲ 0.3%
298.9

Consumer Price Index for Urban Consumers
U.S. Bureau of Labor Statistics

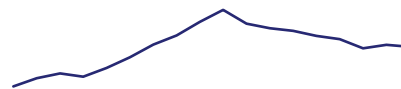


Last Reported: Feb. 2023

United States

▼ 0.6%
258.8

Producer Price Index
U.S. Bureau of Labor Statistics



Last Reported: Feb. 2023

United States

▼ 0.1%
392.5

Housing Price Index
U.S. Federal Housing Finance Agency



Last Reported: Dec. 2022

Entrepreneurship

Nebraska

▼ 2.0%
1,667

Applications for New Businesses
U.S. Census Bureau



Last Reported: Feb. 2023

United States

▼ 0.3%
425,100

United States

▲ 1.4%
3,982
S&P 500
Standard & Poor's



Last Reported: Feb. 2023