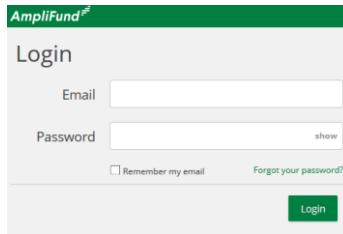


Viewing Started & Submitted Applications – Downloading Submitted Applications

Browser: Log into AmpliFund, <https://ne.amplifund.com> using Google Chrome, Mozilla Firefox, or Microsoft Edge.

Viewing Your Applications List

Login to the Applicant portal. <https://ne.amplifund.com>

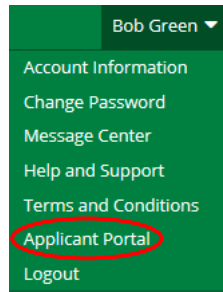


You will either be automatically logged into your Recipient Portal (if you have had an Award before), or your Applicant Portal.

When you login, navigate to your Applicant Portal if you weren't logged into there to begin with.

Recipient Portal

Click on your name in the top right corner > Applicant Portal



Applicant Portal

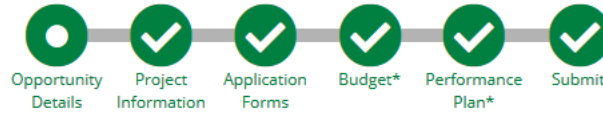
Click on the Applications tab > [Find the Application Name/Title (Opportunity Name)] > Click on the Application Name

Applications FAQ

Applications

Application Name	Submission Status	Funder Name	Title
ABC	Unsubmitted	Nebraska Department of Economic Development	2020 Nebraska Affordable Housing
Pawnee Community Park	Submitted	Nebraska Department of Economic Development	Application Example

Click on any 'Unsubmitted' applications to return to their Opportunity Details page. From here you will be able to click into the timeline sections.



NOTE: You will not be able to Submit the Application if the Submission Close Date has past.

Downloading Submitted Applications

After submission, you can also download the Application by navigating in your Applicant Portal **Applications** tab.

Applications FAQ

Applications

Application Name	Submission Status	Funder Name	Title
ABC	Unsubmitted	Nebraska Department of Economic Development	2020 Nebraska Affordable Housing
Pawnee Community Park	Submitted	Nebraska Department of Economic Development	Application Example

Click Here →

Click on the **Application Name**.

Click **Download**.

Application Example

Opportunity Details ✓

Print Help **Download** Withdraw

Opportunity Information

Title: Application Example
Description: TEST for user guide.
Fund Activity Category: Other