



Nebraska's Economic Release

NEBRASKA

DEPT. OF ECONOMIC DEVELOPMENT

For more information contact:

Derek Jones, Economist
derek.jones@nebraska.gov

January 2023

opportunity.nebraska.gov

Legend: ■ Nebraska ■ United States

Indicators

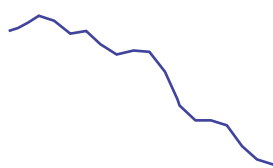
United States

▼ 1.0%

-1.0

Yield Curve

U.S. Department of Treasury



Last Reported: January 2023

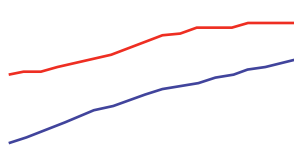
Nebraska

▲ 0.1%

140.6

Coincident Index

U.S. Federal Reserve of Philadelphia



Last Reported: December 2022

United States

▲ 0.3%

136.3

Nebraska

▲ 0.2%

179.0

Leading Economic Indicator

University of Nebraska-Lincoln



Last Reported: December 2022

Productivity

Nebraska

▲ 2.9%

\$160.7 Billion

Gross Domestic Product (GDP)

U.S. Bureau of Economic Analysis




Last Reported: Nebraska 2022 Q3, U.S. 2022 Q4

United States

▲ 0.5%

\$20 Trillion



United States

▲ 0.3%

\$686.1 Billion

Retail Sales

U.S. Census Bureau



Last Reported: January 2023

Nebraska

▲ 1.1%

\$3.7 Billion

Non-motor vehicle sales tax collections

Nebraska Department of Revenue



Last Reported: November 2022

United States

▼ 0.1%

\$740 Billion

Manufacturing & Trade Inventories

U.S. Census Bureau



Last Reported: December 2022

Jobs

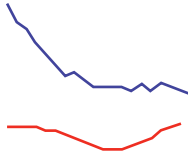
Nebraska

▲ 0.13%
2.5%

United States

▼ 0.1%
3.5%

Unemployment Rate
U.S. Bureau of Labor Statistics



Last Reported: Nebraska December 2022, U.S. January 2023

Nebraska

▲ 0.2%
1,041,800

United States

▲ 0.2%
154,641,667

Total Nonfarm Employment
U.S. Bureau of Labor Statistics



Last Reported: Nebraska December 2022, U.S. January 2023

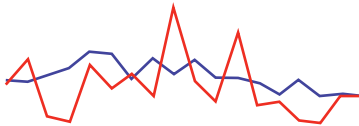
Nebraska

▲ 4.3%
4.0

United States

▼ 3.0%
4.2

Hires-to-Layoffs Ratio
U.S. Bureau of Labor Statistics



Last Reported: December 2022

Nebraska

▲ 0.5%
\$62,164

United States

▲ 0.4%
\$68,474

Annualized Average Weekly Private Earnings
U.S. Bureau of Labor Statistics



Last Reported: Nebraska December 2022, U.S. January 2023

Prices

United States

▲ 0.8%
297.9

Consumer Price Index for Urban Consumers
U.S. Bureau of Labor Statistics



Last Reported: January 2023

United States

▼ 0.7%
260.4

Producer Price Index
U.S. Bureau of Labor Statistics




Last Reported: January 2023

United States

▲ 0.1%
392.6

Housing Price Index
U.S. Federal Housing Finance Agency



Last Reported: November 2022

Entrepreneurship

Nebraska

▼ 2.8%
1,670

Applications for New Businesses
U.S. Census Bureau



United States

▼ 0.7%
426,198



Last Reported: January 2023

United States

▲ 2.0%
3,927.4

S&P 500
Standard & Poor's



Last Reported: January 2023